

The essential guide to finding your Masters & PhD studies



# Top Grad School Guide 2019/20

*Featuring*

QS World University  
Rankings by Subject

QS 120 Best  
Student Cities



JOIN A  
**WORLD-  
LEADING**  
BUSINESS SCHOOL



**HEC**  
PARIS



# HONG KONG

Where Tradition Meets the Future  
Experience the Best of East and West



## Doctor of Philosophy (PhD) Programme

<http://www.eduhk.hk/gradsch/rpg>



- ◆ Studentship
- ◆ Research Support
- ◆ Conference Support
- ◆ On-Campus Accommodation
- ◆ Overseas Learning Experience
- ◆ Hong Kong PhD Fellowship Scheme  
<http://www.rgc.edu.hk/hkphd>



# IELTS BRO

## 雅思哥

Wechat followers: 710000+

Weibo followers: 6180000+

China Top Ten Influential Education Weibo Master

雅思哥品牌创办于2010年5月20日，运营不到半年，便在雅思考生群体中迅速传播开来。“雅思哥”为考生提供的在线雅思培训及留学申请等服务深受学生和家长们的好评，是雅思考生在线学习的头号之选。自创办以来，“雅思哥”服务的用户数量一直保持稳定快速增长的趋势，至今已经帮助超过三百万人次的雅思考生通过雅思考试。

The IELTSBRO brand was founded on May 20, 2010. It became widespread among IELTS candidates in less than 6 months. The online services of IELTS training and overseas education application provided by IELTSBRO are highly praised by students and parents, with its online training being the Number One choice for IELTS candidates. Since the IELTSBRO brand was established, the number of users has maintained a steady and rapid growth, and it has helped more than 3 million IELTS candidates pass the exam.

### 官方背景 Official background

“雅思哥”品牌于2015年1月1日与雅思三大主办方之一“IDP”达成战略合作，将雅思官方资源和国际教育资源与雅思考生需求进行深入整合并对接，造福广大雅思考生。

On January 1, 2015, the IELTSBRO brand established a strategic cooperation with IDP, one of the three IELTS organizers, to integrate IELTS official resources and international education resources with the needs of IELTS candidates.

550000+

### 覆盖率高 High coverage

中国籍雅思考生每年考试人数约60万，“雅思哥”品牌每年服务的雅思考生人数约55万，覆盖了92%的中国籍考生。近年来，中国境外的雅思考生也在逐渐使用“雅思哥”品牌提供的教育培训等相关服务。

The number of Chinese IELTS candidates is about 600,000 per year. The number of IELTS candidates IELTSBRO offers services to is about 550,000 per year, covering 92% of the Chinese candidates. In recent years, IELTS candidates outside China are gradually using the educational and training services provided by the IELTSBRO brand.

### 重在分享 Focus on sharing

“雅思哥”品牌自创办以来，一直以用户利益为先，聚集并筛选优秀的教育培训资源，即时分享给雅思考生。

Since the IELTSBRO brand was founded, the IELTSBRO has always focused on the interests of its users, we put efforts into collecting and selecting excellent educational and training resources, and immediately share it with IELTS candidates.

300000+

### 活跃度高 High MAU

“雅思哥”APP用户月活已超30万，是雅思考生必备的雅思学习产品。

The MAU has exceeded more 300,000 and this APP is an IELTS learning product that is essential for IELTS candidates.



雅思哥官网: <http://www.ieltsbro.com/>

 APP · 雅思哥

 微信公众号 · 雅思哥

 微博 · @雅思哥





MyVision

“Being unique.  
Standing out.”

Let your future explode with our

## Masters in Management

Focus on your area of interest, discover the business world with our hands-on approach and become a true expert in your chosen field.

[esade.edu/msc](https://esade.edu/msc)

**ESADE**  
Business School

RAMON LLULL UNIVERSITY





# WELCOME FROM THE EDITOR



Hello, and welcome to the latest edition of the QS Top Grad School Guide. This year, we're giving you two Guides for the price of one - flick this magazine over to read the QS Top MBA Career Guide and get tons of useful tips about applying to business school and studying flexibly and internationally.

Whether you're reading this Guide at the very start of your grad school search, or you've come to a QS event armed with questions for your first-choice university, hopefully you'll find some useful information within these pages. At the very least, check out the interviews with this year's QS Scholarship winners and discover their top tips for your own scholarship applications.

If you're still trying to whittle down your study options, find a top university in your subject, or decide where in the world you'd like to live while you study for your graduate degree, both the QS Best Student Cities 2019 and QS World University Rankings by Subject 2019 are included in this year's Guide and should help you reach those decisions.

We consistently hear from students that these two rankings are the most useful when it comes to choosing a graduate study destination. Covering 48 subjects, you'll struggle to find a more comprehensive subject ranking than ours, and if you know what you want to study then there's no easier way of finding out which schools are achieving excellence in your chosen study area.

Of course, the student experience isn't just about how highly a university is ranked and that's why the QS Best Student Cities ranking can be used to help you refine your choice. Find out how the top cities around the world rank for affordability, desirability and more, ensuring that you don't find yourself picking a great university in a location you will dislike. If you've already got one eye on a PhD or further research, you definitely don't want to risk studying in a city you can't fall in love with. The feature on Studying in France in the TopMBA part of this publication might also help inform your search.

It should be stressed that we publish many more rankings than just these two, so it's always worth visiting [topuniversities.com](http://topuniversities.com) for the most complete, up-to-date versions of all our rankings, including the full QS World University Rankings®.

Whatever your plans for grad school and your career, we wish you the very best of luck, and look forward to hearing all about it.

**Craig O'Callaghan**, Editor,  
QS Top Grad School Guide





# 趴趴英语

百万准留学生在线学习平台



## 📁 雅思口语素材

题库 素材 音频

量身定制 精品范文 拓展思路  
完整题库 实时跟踪 及时更新

## 📖 GMAT模考中心

海量题库 共享解析 在线练习

收录权威备考资料、考试真题  
随时学习，建立个人备考中心

## 📺 高分视频公益课

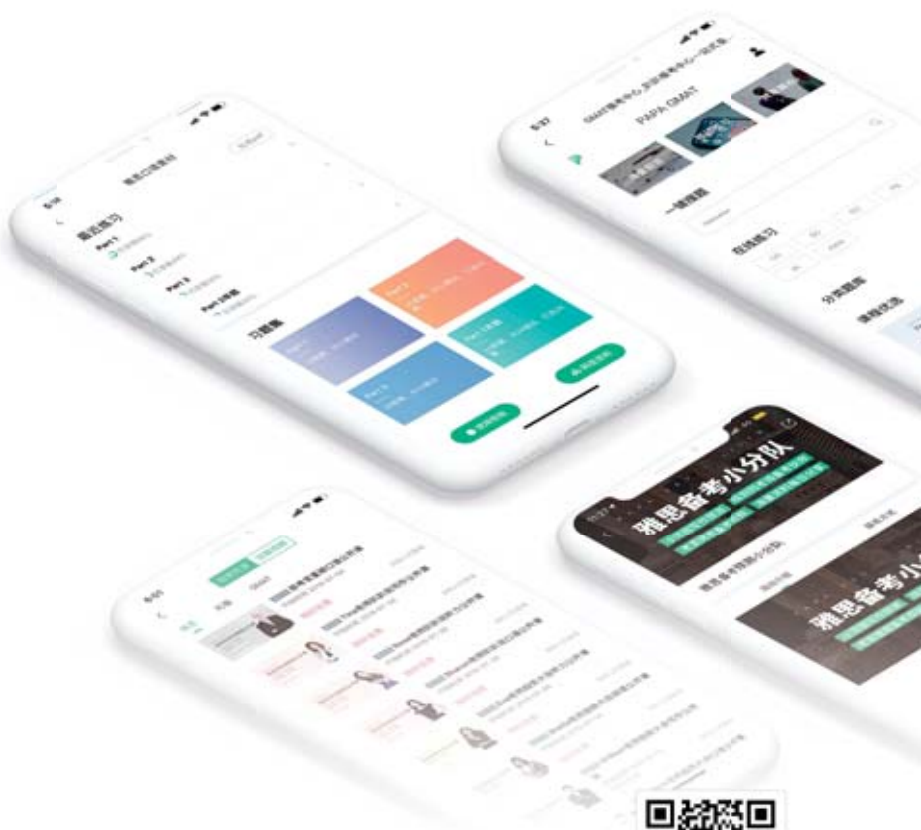
名师精选 干货精讲 免费学习

雅思/托福/GMAT/GRE各科视频课  
攻克难点，针对弱点突破提升

## 📧 提分训练营

社群学习 每日跟踪 互动监督

专供小白入门、专项强化  
月度循环开营，群内答疑



扫码下载APP

雅思 | 托福 | GMAT | GRE | PTE | 学术英语 | 实用英语  
优选系统课程 | 免费公开课 | 提分集训营 | 原创文章分享



趴趴雅思  
ieltsassistant



趴趴GMAT商科留学  
gmatassistant




趴趴托福  
papatoeflonline

[WWW.PAPAEN.COM](http://WWW.PAPAEN.COM)

- 关注趴趴英语公众号，了解更多最新资讯 -





# CONTENTS

## 7 SEARCH AND RESEARCH

- 9 The QS World Grad School Tour can help you choose where to study
- 10 Meet this year's QS Scholarship winners

## 13 WHERE TO STUDY

- 15 How to choose a grad school destination
- 16 QS Best Student Cities Ranking 2019

## 21 SUBJECTS AND RANKINGS

- 23 How to use the QS World University Rankings by Subject
- 24 QS World University Rankings by Subject
  - 24 [Arts & Humanities](#)
  - 35 [Engineering & Technology](#)
  - 42 [Life Sciences & Medicine](#)
  - 50 [Natural Sciences](#)
  - 58 [Social Sciences & Management](#)

**Editor** Craig O'Callaghan

**Contributors** Darcy Bickham,  
Sabrina Collier

**Editorial and Project Manager**  
Emma Simmons

**Designer** Sarah Hudson

**Rankings Data** Selina Griffin,  
Daniel Kahn, Dennis Yu QSIU

**Production** Jessica Wang,  
Alloysius Ching

**Advertising Sales Enquiries**  
alloysius@qs.com

**Publishing Director** Ben Sowter

**Managing Director** Nunzio Quacquarelli

**Published by** QS Quacquarelli Symonds Ltd

QS Quacquarelli Symonds Ltd.  
1 Tranley Mews, Fleet Road,  
London, NW3 2DG, UK  
[topuniversities.com](http://topuniversities.com)

*QS accepts no legal responsibility for the accuracy or otherwise of submissions, and accepts no liability for any decisions or actions taken based on the content of this publication or any consequences thereof. The editorial team try to ensure that all contributions are correct and true at time of production. The entire contents of this publication is protected by copyright. All rights reserved. No part of this publication may be copied or reproduced, stored in a retrieval system, transmitted in any form or by any means, without prior permission from the publisher.*





## Your study and career companion for economics, accounting and business studies

WiWi-Online is one of Europe's leading online sources of information for students, graduates and young professionals specialising in business, economics and related studies. Since 2001, we have been an invaluable source of specialist information, running, for example, one of Europe's largest databases of professors working in the field.

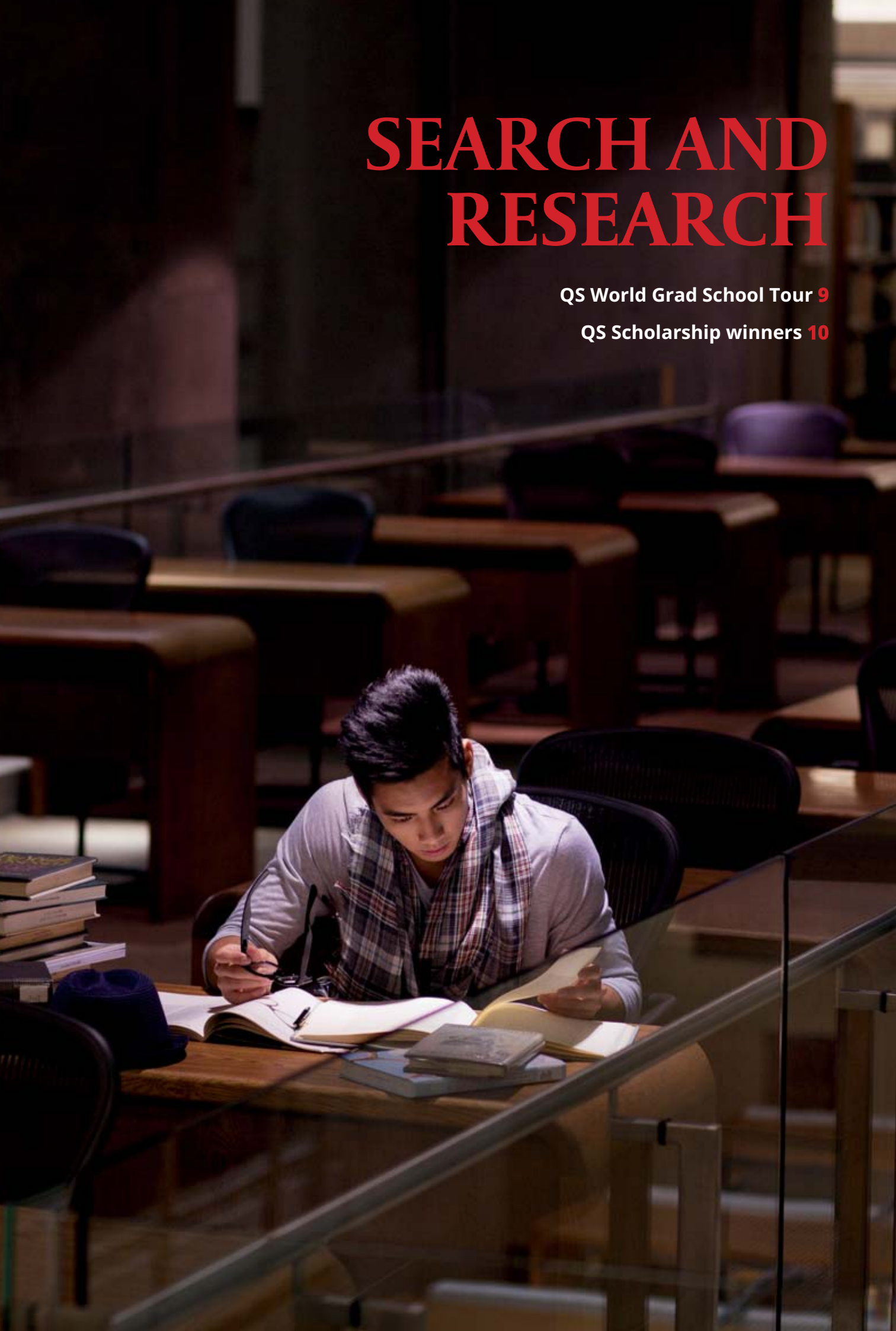
For more information, please visit: [www.wiwi-online.de](http://www.wiwi-online.de)



# SEARCH AND RESEARCH

QS World Grad School Tour **9**

QS Scholarship winners **10**



# DÉCOUVREZ

## EcoRéseau Business, le journal économique et optimiste !



Offre spéciale

À PARTIR DE ~~45€~~  
**30€** / AN

*Le journal qui vous accompagne dans votre quotidien,  
véritable source d'inspiration et outil d'aide à la décision.*

**EcoRéseau  
Business**

**Bulletin d'abonnement** à compléter et à retourner avec votre règlement  
par chèque à l'ordre de LMedia à l'adresse suivante :  
LMedia, Abonnements EcoRéseau Business, 13 rue Raymond Losserand 75014 Paris

MADAME  MONSIEUR

1 AN - 10 NUMÉROS (39€)  2 ANS - 20 NUMÉROS (60€)

NOM

PRÉNOM

SOCIÉTÉ

ADRESSE

CODE POSTAL

VILLE

TÉL.

E-MAIL

Je souhaite recevoir la newsletter d'EcoRéseau Business

Je souhaite recevoir une facture par e-mail

Abonnements multiples : nous contacter par mail ([abonnement@lmedia.fr](mailto:abonnement@lmedia.fr)) pour un devis personnalisé

Ou abonnez-vous en un clic sur [ecoreseau.fr/abonnement](http://ecoreseau.fr/abonnement)

Délai de réception moyen du premier numéro : 6 semaines environ. DOM-TOM et étranger : nous consulter ([abonnement@lmedia.fr](mailto:abonnement@lmedia.fr)). Les informations ci-contre sont indispensables à l'installation de votre abonnement. A défaut, votre abonnement ne pourra pas être mis en place. Par notre intermédiaire, vous pouvez être amenés à recevoir des propositions de partenaires commerciaux d'EcoRéseau Business. Si vous ne le souhaitez pas, cochez la case ci-contre

Conformément au Règlement Général sur la Protection des Données, vous bénéficiez de droits à l'information, d'accès, à la limitation du traitement, à l'effacement et à la portabilité des données vous concernant que vous pouvez exercer par courrier auprès du service abonnement d'EcoRéseau Business ou par mail à [privacy@lmedia.fr](mailto:privacy@lmedia.fr). Sauf opposition expresse, les données recueillies lors de votre abonnement peuvent être communiquées à des organismes extérieurs, notamment à des fins commerciales.



# How the QS World Grad School Tour can help you choose where to study

**Darcy Bickham and Craig O'Callaghan** explain the benefits of attending a QS event and how to make the most of your experience.

While graduate study, whether at home or abroad, can be one of the most rewarding experiences of your life, it doesn't come without its challenges. One of the biggest is finding a university that would best suit you and your goals for the next chapter of your studies. It can be tricky to navigate the application processes and to understand key differences between what schools are looking for, especially those in unfamiliar or international locations. That is why events like the QS World Grad School Tour can be so useful. An annual series of events in more than 70 cities around the world, the QS World Grad School Tour brings together representatives from hundreds of the best universities and graduate schools in the world. If you attend, you'll have the opportunity to meet admissions staff from many different universities and to get first-hand advice and support to prepare you for your grad school application.

## Get information straight from the source

The QS World Grad School Tour provides you with the opportunity to meet admissions directors from schools around the world and get face-to-face information and insights about their graduate school programs and the applications process. At these events you will also have the chance to potentially make a lasting impression on some of the admissions team. By asking questions and introducing yourself, you are giving yourself a better chance to stand out and potentially to have an admissions director remember your name when perusing a stack of applications. You will also have the opportunity to ask those questions which relate to your personal study and interests. You can attend a variety of different seminars and sessions put on by top graduate schools from around the world attending the fair,

who will speak on a variety of topics ranging from admissions hints and tips, to campus life, financing your studies, and to job opportunities after you graduate.

## Apply for exclusive study abroad scholarships

One of the best reasons to attend a QS World Grad School Tour event specifically is to gain access to scholarship opportunities that are only available to event attendees. Many of these scholarships can be used for studying abroad and will help lessen the financial burden associated with both graduate school and studying in another country. You will find details of some of these scholarships a little further on and read the stories of some recent scholarship winners. In addition, those schools participating in the fair will also have information on other scholarship opportunities available at their institution and on how to best finance your degree. So, don't let worries about cost hold you back; there are plenty of options available to help make your graduate study or study abroad dream a reality.

## Discover graduate schools and programs you hadn't considered

Do you already know where you want to study at home or abroad, or are you still in the process of narrowing it down?

Either way, a university fair can help you discover schools and countries you may not have considered. While you might have already made up your mind about which school you want to attend, learning more about different programs and alternatives can still be beneficial. You may learn about a school that you've never heard about before which offers exactly what you're looking for. It's always a good thing to broaden your horizons and the QS World Grad School

Tour can show you exactly how wide your horizons and options could be.

## Making the most of your time at the QS World Grad School Tour

### Before

- Arrive with a plan of which schools you definitely want to speak to
- Do your research and come with questions (no more than five) to ask each school
- Factor in enough time for your visit to talk to schools you didn't plan to see, but attract your attention when there.

### At the fair

- Talk to other prospective students as well as to university reps – share info and insights with others
- Make a good impression on everyone you meet
- Bring a friend or family member who can provide a useful second opinion
- Take notes!

For a full list of the many world cities the QS Grad School Tour will be visiting, please go to: [www.topuniversities.com/events/qs-world-grad-school-tour](http://www.topuniversities.com/events/qs-world-grad-school-tour)

## Exclusive QS World Grad School Tour Scholarships

By attending the QS World Grad School Tour, you'll be eligible to apply for one of the exclusive QS Scholarships, worth a combined US\$1.7 million each year.

Meet some of the latest QS Scholarship winners on the following pages and find out how to apply.

# Meet this year's QS Scholarship winners

*Every year, QS awards millions of dollars in scholarships to deserving students around the world. To learn more about how the process works, and what makes a successful scholarship application, we spoke to this year's scholarship recipients.*

## **QS Leadership Scholarship:** **Jayanti Bhatia**

"By God's grace, I was extremely lucky to have found the QS scholarship, a few days before the deadline. The application process was fairly easy. I had to write a 500-word essay to make it to the first shortlist. This was challenging as I had so much to convey so it really helps if you can follow the prompt and structure your thoughts well. One other qualifying criterion was to attend a QS World Grad School Tour event. This is a wonderful opportunity to learn about the different programs (bachelor's or master's) available in the US and Europe. I recommend you go through the visiting university list, which is shared beforehand. This will help you plan your visit. After the presentation session and the group Q&A, you also get a chance to connect directly with the university representatives. This should not be missed!"



## **QS Connect Masters Scholarship:** **Rebecca Martina Mueller**

"I decided to attend the QS World Grad School Tour in Frankfurt in November 2018. I believe that although you can find a lot of information online, it is always better to directly talk to people and ask your questions. Attending the event really helped me narrow down my choice. In the end, I decided to go with Henley Business School because it has a very interesting program, a good reputation and it offers guaranteed accommodation on campus. Talking to Chris Rice, Head of Recruitment Marketing from the University of Reading, answered a lot of my questions and helped me make my decision. The scholarship will enable me to breathe a little easier. Tuition and accommodation fees in the UK are rather expensive, so every pound I can save is a real help! I saved some money for my studies, but it is not enough to cover everything, so I am really grateful for this scholarship."





## QS Academic Excellence Scholarship: María José Uribe Pérez

“For me, applying to scholarships was a long process, especially since I had to juggle lots of other activities. Applications can be simple, but they also tend to be quite time demanding. Thankfully it tends to get easier with time, as you gain some experience. I submitted applications to all the scholarships that I could find for each specific program, and general scholarships such as this one that were open to applicants from all around the world and did not limit applicants to one program in particular.

“This scholarship will make a huge difference to me because tuition for a graduate degree is quite expensive compared to the average income of a professional in Colombia. Without this support, I would have needed to take out a larger student loan and probably would have needed to take up a part-time job for extra income.

“To students looking for scholarships, my advice is to apply to all the scholarships you



can find. I know that applying can become tedious after a while, but you never know what might make you stand out from the

crowd, and the only scholarship you have 100 percent chance of not receiving is the one you don't apply to!”



## Doctoral study Textile Science and Technology - *in English* Zagreb, Croatia, European Union

### DOCTORAL STUDY

Receive your Doctor's degree at one of the leading textile faculties in Europe and boost your career prospects. The doctoral study Textile Science and Technology is a continuation of graduate studies, which combines theoretical knowledge, research and experience in solving problems based on knowledge of modern production systems. Lectures are conducted face-to-face and/or on-line.

Full-time doctoral study lasts for 3 years to 5 years in exceptional cases.

### ADMISSION FEE

The regular admission fee is 14.000,00 HRK per year (approximately EUR 1.866,00 or USD 2.155,00 per year).

### IMPORTANT!!!

**For foreign students (non-residents of the Republic of Croatia), there will be no admission fee for the doctoral study during the academic years 2019/2020 and 2020/2021.**

### CONTACT

University of Zagreb Faculty of  
Textile Technology  
Prilaz baruna Filipovica 28a  
10 000 Zagreb, Croatia, Europe



Head of Doctoral study:  
Prof. Budimir Mijovic, PhD  
e-mail: [budimir.mijovic@tff.hr](mailto:budimir.mijovic@tff.hr)





**QS Undergraduate Scholarship:  
Lawrence Ogina**

“The QS application process was much better than other scholarships. Some friends in the UK suggested it to me, as many of the scholarship opportunities I had found online were more geared for women. The first piece of advice I would offer students is to tell them not to give up.

When I was told I couldn’t get any financial help from the university I was devastated, but then I found the QS Scholarship. Secondly, I would also really recommend that they look to crowd funding if all else fails. The scholarship covers a third of my total tuition and I’ve done a lot of crowd funding to raise the difference.”

**Concordia University Scholarship:  
Camelia Layachi**

“The scholarship application process was pretty comprehensive. The questions of the essay encourage you to express your motivations and your individuality, which I believe to be fair selection criteria. I had very few sources of financial aid, probably due to my lack of knowledge of what steps need to be taken. Applying for financial aid can be intimidating at first but attending the QS World Grad School Tour definitely helped me to get the needed guidance. I would definitely recommend future attendees of the QS event try to be well informed about the participating universities, as addressing the right questions can help you figure out the right study path for you. Also, don’t forget to check about fee waivers while you’re there.”



**Alliance Manchester BS Scholarship:  
Gabriela Souto Cardoso**

“My most valuable advice is: plan ahead! The earlier you start planning, the better. You will be able to spot every possible scholarship and work on your essays as much as you can. Make a list of priorities, write down the names of your favourite universities, search which ones have scholarships, and check what you need to apply for them. When you have all that information, make a calendar with all the scholarships and application deadlines so you don’t miss anything. This scholarship is the incentive I needed to pursue my dream, the final push towards the life I always wanted. Without this scholarship I would most likely have had to delay my master’s in one year, get an extra job to come up with the money and decline my offer for 2019.”



**Any questions?**

Find full information on QS Scholarships and how to apply at [topuniversities.com/scholarships](https://topuniversities.com/scholarships), or email [scholarships@qs.com](mailto:scholarships@qs.com) with any questions.

The QS Scholarships Team wishes you the best of luck with your scholarship application!



A young woman with a backpack is standing in a row of tall, fluted marble columns, looking up at the sky. The columns are part of a classical building, and the scene is brightly lit, suggesting a sunny day. The woman is wearing a red long-sleeved shirt, blue jeans, and red sneakers. She has a black backpack and is holding a small object in her hand. The columns are made of light-colored marble and have a fluted design. The background shows a clear blue sky and a glimpse of a building with a dome.

# WHERE TO STUDY

How to choose a grad school destination **15**

QS Best Student Cities 2019 **16**



UNIVERSIDAD DE  
MURCIA



# WHY UMU?

- Leading research university
- Wide range of study programmes
- Affordable study abroad options
- Safe environment and friendly city
- Mild weather all year round
- Great location to explore the culture and learning Spanish
- At the vanguard in digital technology, cybersecurity and artificial intelligence
- Connection with the job market

welcome  
to **UMU**

[www.um.es/web/iwp](http://www.um.es/web/iwp)



**25.505**  
students



**32**  
PhD programmes



**2.000**  
international students



**60**  
undergraduate programmes



**1915**  
year of foundation



**72**  
master programmes



**26**  
faculties, institutes & schools



**5**  
campuses



# How to choose a grad school destination

**Craig O'Callaghan** explains how you can use the QS Best Student Cities ranking to choose where to study.

For today's graduate student, the choice of potential study destination stretches right around the world. But there are a number of factors to consider when deciding where to spend your grad school years. You may have certain preferences – perhaps a long-held dream of studying in a particular country, city or university. Then you might also have to take into consideration your student budget and the employment opportunities you can expect once you finish your studies.

Of course, there's also the university's reputation to consider and where it stands in your chosen area of study. This is where the QS World University Rankings® and the QS World University Rankings by Subject can be useful - find extracts of the Subject Rankings in this volume, and both Rankings in full at [topuniversities.com](http://topuniversities.com). These Rankings allow you to compare universities worldwide across specific key indicators such as Academic and Employer Reputation, or research excellence.

Choosing a top university is only half the decision though because you will also want to make sure you'll love the city you're studying in. This is why the QS Best Student Cities ranking, which you will find summarised on the next two pages, is so useful. Providing information on desirability, affordability, employer activity, student mix, university rankings as well as the views of students from the QS global student survey, this ranking will help you get a better sense for cities right around the globe and whether or not you'll love living there.

Here is a snapshot of some of the many factors covered in the full cities ranking (find complete indicators at [topuniversities.com](http://topuniversities.com)) which will help you choose where to study.

## How safe is a city?

Although this may seem obvious, safety is often voiced as a concern – particularly

among international students preparing to travel far from home. You want to make sure you can have fun and access a range of opportunities, without putting yourself at risk or having to be overly cautious. The QS Best Student Cities ranking uses data from the Numbeo Safety Index to help put your mind at rest.

## Can you afford to live there?

If there's one thing that unites students around the world, it's a focus on value for money and getting a good deal. The truth is, some cities are a lot more affordable than others, and especially for students.

Interestingly, some of the more expensive cities (such as London) offer some of the best free activities and student discounts on travel, eating out and shopping, and some destinations balance out high living costs by offering low tuition fees.

## Will you find a good job after you graduate?

Employability is another key concern uniting students worldwide. Many of the students we've spoken to said they would select a particular city because of its links with industry and the type of employers located nearby.

This could mean more opportunities to gain work experience alongside your studies, as well as the chance to find a job nearby when you graduate. However, if you're studying internationally, you'll also need to take account of visa regulations. Nonetheless, studying in a city plugged into your chosen sector could be a huge bonus. Check the employer activity indicator in the QS Best Student Cities Ranking to get a better sense of what the employment opportunities are like in each city.

**London has once again been ranked as the best city in the world for students, performing particularly well for employer activity, and in the standing of its universities. Seventeen London institutions appear in the 2020 QS World University Rankings®, with UCL (University College London) the highest ranked at number eight in the world.**

**Mayor of London, Sadiq Khan said: "The fact that London has again been ranked the best city in the world in which to be a student**

**is fantastic news – and is no surprise given that London is home to world-leading higher education institutions and a vibrant cultural life. This is further evidence that London is open to students and talent from around the world."**

**Despite its table-topping performance, London does struggle to compete with many other cities when it came to affordability. According to this year's ranking, the most affordable city for students is **Budapest**, capital of Hungary.**





### QS Best 120 Student Cities 2019

Rank 2019	Rank 2018	City	Rankings	Student mix	Desirability	Employer activity	Affordability	Student view	Overall score
1	1	London	100	92	84	93	22	94	484
2	2	Tokyo	83	59	100	100	53	85	480
3	3	Melbourne	69	100	92	88	27	99	475
4	6	Munich	54	87	90	80	62	100	474
5	7	Berlin	50	79	89	80	67	98	464
6	4	Montreal	57	92	90	78	43	99	459
7	5	Paris	81	80	86	88	41	82	458
8	8	Zurich	63	84	96	90	43	80	456
9	9	Sydney	65	97	99	86	22	86	455
10=	10	Seoul	95	72	72	89	41	85	454
10=	12	Hong Kong	74	80	80	85	54	81	454
11	13=	Toronto	54	90	99	78	39	91	450
12	13=	Boston	78	86	78	94	14	94	444
13	11	Vienna	39	85	93	78	56	92	443
15	16	Edinburgh	61	93	77	69	39	93	431
16	17	Vancouver	46	92	90	72	50	80	430
17	20	Taipei	64	60	60	72	76	91	424
18	19	Kyoto-Osaka-Kobe	68	47	80	82	58	84	420
19	18	New York	78	77	78	83	10	94	419
20	15	Singapore	64	71	91	84	26	80	416
21	31	Barcelona	55	75	75	75	42	83	405
22	21	Brisbane	52	94	78	63	30	84	401
23	22	Canberra	51	88	77	69	34	80	400
24	27	Amsterdam	46	71	95	64	24	96	397
25	35	Los Angeles	66	70	76	80	10	89	391
26	41	Adelaide	41	94	79	56	33	87	390
27=	23	Auckland	43	94	86	62	34	71	389
27=	32	Madrid	45	71	72	71	44	86	389
29=	24	Manchester	54	86	66	67	36	79	388
29=	37	Kuala Lumpur	58	55	50	63	96	66	388
31	25	Buenos Aires	68	73	51	80	26	91	387
32	26	Beijing	82	52	51	90	40	69	384
33	29	Shanghai	69	50	51	81	41	90	380
34	28	Moscow	69	60	46	68	61	69	373
35=	38	San Francisco	66	67	77	84	9	68	371
35=	30	Prague	35	78	49	61	54	94	371



Rank 2019	Rank 2018	City	Rankings	Student mix	Desirability	Employer activity	Affordability	Student view	Overall score
37=	34	Dublin	48	89	72	70	15	77	370
37=	33	Stockholm	49	62	85	78	4	92	370
39	43	Glasgow	50	86	65	55	36	77	368
40	36	Milan	41	66	66	81	36	76	365
41=	39	Perth	49	86	75	53	26	70	358
41=	40	Chicago	70	67	74	76	13	58	358
43=	48	Brussels	35	85	69	49	49	59	348
43=	49	Budapest	10	52	58	57	100	71	348
45	46	Ottawa	24	82	79	35	44	84	347
46	45	Copenhagen	50	69	89	38	17	82	345
47	44	Coventry	44	96	47	65	29	64	344
48	47	Nottingham	42	80	54	44	36	83	339
49	51	Birmingham	47	77	60	46	32	75	336
50	42	Lyon	39	62	56	51	62	63	333
51	53	Warsaw	19	50	52	67	67	73	327
52	50	Lisbon	25	79	65	57	53	45	323
53	52	Mexico City	52	44	31	74	73	47	321
54	63	Santiago	52	42	44	81	33	62	314
55	57	Gothenburg	37	65	59	52	9	91	313
56	75	Helsinki	40	56	80	49	46	41	311
57=	62	Atlanta	54	58	60	55	22	58	308
57=	56	Newcastle upon Tyne	53	85	55	1	41	74	308
59	54	Bangkok	38	27	39	60	60	83	307
60=	61	Dubai	19	70	66	36	44	67	301
60=	63	Brno	3	77	29	29	68	95	301
62	58	Philadelphia	61	59	55	69	14	41	299
63	60	Washington DC	46	67	70	23	12	74	292
64	55	Aberdeen	33	80	57	28	41	51	290
65	69	Christchurch	28	72	66	46	48	28	287
66	76	St. Petersburg	31	52	35	42	84	42	286
67	68	Pittsburgh	54	71	50	53	24	34	285
68=	73	Hsinchu	36	57	39	54	79	18	283
68=	58	Stuttgart	24	64	68	39	72	16	283
70	66	Rome	29	62	59	18	45	64	277
71	67	Istanbul	27	35	39	53	54	65	272
72	76	Athens	17	55	49	31	65	54	271
73	74	Tomsk	27	59	23	37	84	40	270
74=	90	Valencia	17	57	55	44	57	34	262
74=	78	Toulouse	11	78	51	29	62	31	262
76=	70	Sao Paulo	50	31	30	70	50	29	260
76=	80	San Diego	52	67	61	10	25	45	260
78	79	Johannesburg	15	42	36	21	80	65	259
79	85	Graz	17	65	67	41	43	26	258
80	71	Cape Town	33	44	46	1	63	71	257
81	-	Bangalore	33	8	35	34	84	56	250
82	81	Bogota	44	21	23	72	51	38	248
83	92	Brighton	25	80	54	8	20	59	247
84	87	Gold Coast	25	75	62	21	36	26	245
85=	99	Mumbai	34	8	43	66	48	45	244
85=	95	Manila	26	23	31	33	81	50	244
87	90	Baltimore	58	59	49	47	21	9	243

**QS Best 120 Student Cities 2019** *continued*

Rank 2019	Rank 2018	City	Rankings	Student mix	Desirability	Employer activity	Affordability	Student view	Overall score
<b>88</b>	109	Abu Dhabi	24	55	44	10	48	58	240
<b>89=</b>	86	Daejeon	49	39	40	66	33	12	238
<b>89=</b>	82	Ankara	18	37	26	43	62	52	238
<b>91</b>	83	Monterrey	34	27	17	63	68	27	236
<b>92</b>	96	Novosibirsk	25	41	22	43	84	17	234
<b>93</b>	97	Houston	43	50	52	30	21	35	231
<b>94</b>	100	Miami	24	48	65	33	16	44	230
<b>95=</b>	84	Vilnius	10	48	26	44	69	33	229
<b>95=</b>	92	Nagoya	35	36	63	24	68	2	229
<b>97</b>	-	Bristol	48	77	40	52	9	1	227
<b>98</b>	108	Lima	16	19	29	65	67	29	224
<b>99</b>	88	Nanjing	35	24	29	32	48	55	223
<b>100</b>	97	Montpellier	9	82	47	17	62	4	221
<b>101</b>	103	Beirut	25	32	18	53	32	57	216
<b>102</b>	100	Rio de Janeiro	26	25	29	53	45	31	209
<b>103</b>	-	Sheffield	43	78	39	38	10	1	208
<b>104</b>	123	Krakow	20	51	38	25	25	44	203
<b>105</b>	102	Wuhan	30	32	23	30	41	46	202
<b>106</b>	-	Liverpool	34	75	38	39	13	1	199
<b>107</b>	94	Cairo	15	29	25	50	37	43	198
<b>108</b>	112	Wroclaw	1	43	38	23	87	2	195
<b>109</b>	114	Jakarta	27	21	27	14	77	28	194
<b>110</b>	135	Riga	10	53	24	31	36	41	193
<b>111</b>	126	Islamabad	29	16	23	29	70	26	192
<b>112</b>	113	Almaty	36	37	18	44	32	25	191
<b>113</b>	107	Delhi	36	10	29	30	69	17	190
<b>114</b>	110	Dallas	4	58	54	14	17	41	188
<b>115=</b>	88	Quebec City	10	71	60	1	42	1	185
<b>115=</b>	117	Chennai	24	9	31	41	63	18	185
<b>115=</b>	122	Lahore	10	11	23	49	66	27	185
<b>118=</b>	105	Kiev	3	21	19	35	69	35	183
<b>118=</b>	-	Leicester	25	82	39	22	15	1	183
<b>120</b>	111	Minsk	16	45	20	39	35	27	182





# HEC Paris School of Management



The more you know, the more you dare®



## Why Join HEC Paris?

HEC Paris is a world-leading business school, renowned for the quality of its degrees, faculty, and research. For more than a century, our history of academic excellence and selectivity has enabled us to train inspired and responsible leaders, capable of growing and adapting to the ever-evolving business world.

## HEC Master's programs include:

- Master in Management
- MSc International Finance
- X-HEC programs
- Dual degrees
- Specialized Masters.

## Connect with the Brightest from around the World

- Commit to excellence and join an institution dedicated to selecting students with the highest potential from around the world, guiding them all the way to professional success and personal thriving
- Expand your leadership skills by living and studying with world-class students
- Build your personal network on a global scale by interacting with the 95 nationalities living on campus.

## Learn from the Best

- Learn how to make a difference from both world-class faculty and successful professionals
- Benefit from our unique academic approach, based on a perfect balance between theory and practice, with real-life business cases, company projects, field and group work, etc.

## Live and Learn on a Great Campus

- Get involved in one of HEC's 130 clubs and develop your leadership skills
- Create lifetime connections with the future leaders of tomorrow by living and learning with them
- Practice both individual and group sports with HEC campus indoor and outdoor facilities.



## Make it to the Top

- Benefit from the guidance of our career department and its career roadmap
- Connect with recruiters throughout your studies through fairs and career events organized on campus
- Connect with HEC Alumni through campus events and beyond
- Reach top careers in all sectors: consulting, finance, law...
- Rely on the HEC ecosystem to create your start-up
- Benefit from the HEC Paris' worldwide presence: London, Berlin, New York, Tokyo, Doha...

## Be Part of a Global Community

- Join one of the largest and most powerful Alumni networks in Europe
- As a student, benefit from HEC Alumni and HEC Foundation actions: mentoring program, Alumni Fairs on campus, merit-based scholarships, etc
- After graduation, help HEC community thrive worldwide and develop its global network.

Interested in taking the next step at one of Europe's top business school?  
Visit [www.hec.edu/en/masters](http://www.hec.edu/en/masters)  
email: [hecprograms@hec.fr](mailto:hecprograms@hec.fr)

# BUSINESS INSIDER FRANCE



## LE BUSINESS EST UNE AVENTURE


Rejoignez une communauté mondiale  
de plus de 150 millions de lecteurs.

[BUSINESSINSIDER.FR](https://www.businessinsider.fr)

L'essentiel de l'actualité économique et technologique  
pour la nouvelle génération de décideurs.







# SUBJECTS AND RANKINGS

How to use the QS subject rankings **23**

QS World University Rankings by Subject **24**

Arts & Humanities **24**

Engineering & Technology **35**

Life Sciences & Medicine **42**

Natural Sciences **50**

Social Sciences & Management **58**



# Le meilleur site de rencontre avec votre avenir.



COLLÈGE / LYCÉE / APB

BAC

ORIENTATION

VIE ÉTUDIANTE

STAGE /  
ALTERNANCE /  
1<sup>ER</sup> EMPLOI

LE FIGARO  
**étudiant**



[etudiant.lefigaro.fr](http://etudiant.lefigaro.fr)



# How to use the QS World University Rankings by Subject

**Craig O'Callaghan** explores the latest QS subject rankings and how you can use them to inform your grad school search.

The QS World University Rankings by Subject are a vital resource for students choosing where to study. Following this introduction, you will find results from the 2019 ranking; the full tables are available online at: [topuniversities.com/subject-rankings/2019](https://topuniversities.com/subject-rankings/2019).

## How the universities are ranked

Universities are ranked in the QS World University Rankings by Subject, according to four different indicators. Academic Reputation and Employer Reputation are based on global surveys of academics and employers, unique to QS, asking how they perceive the particular university in that subject or subject area.

For instance, the University of Cambridge scores a perfect 100 for Academic Reputation in Archaeology, suggesting that academics at institutions worldwide rate the subject as taught and researched at that UK institution as the best in the world.

The Citations per Paper and H-index Citations indicators are, taken together, designed to measure the impact a university has in that particular subject.

The H-index is a globally recognised tool that was designed as a way of measuring both the productivity and impact of the published work of a scientist or scholar.

## I've found a university ranked highly for my chosen subject. What now?

Of course, rankings can't tell you everything. While it is very useful to know that a university is well-regarded for a particular subject or subject area, your next step should be to try and find out more about the exact

course content you will be offered, the way teaching is arranged and by whom, and what the experience of studying at that university and living there is going to be like.

Just because a university is among the highest ranked in your chosen field will, alone, not ensure it is the right fit for your next academic step. One great way of doing

this is by attending a QS event and, wherever possible, speaking to the school and academics in your chosen subject directly.

If you're planning to study in the UK or the US, you can also use the QS online matching tool to check a university has the potential to be the best fit for you: [topuniversities.com/university-finder/university/match](https://topuniversities.com/university-finder/university/match).



## 48 SUBJECTS IN FIVE SUBJECT AREAS

The 2019 QS World University Rankings by Subject features 48 subjects (top 50 in each shown here) across five broad subject areas: Arts & Humanities, Engineering & Technology, Life Sciences & Medicine, Natural Sciences, and Social Sciences & Management, which each have their own ranking, (top 100 of which are shown on the following pages). The subject area rankings can be useful if you're considering a program or niche specialism, which isn't yet directly covered by the 48 subject rankings, but in a related field. Find full results at [topuniversities.com/subject-rankings/2019](https://topuniversities.com/subject-rankings/2019)

## Top 100 Universities - Arts &amp; Humanities

2019	2018	Institution	Location	Citations	Score
1	1	University of Oxford	GB	93.6	98.7
2	2=	Harvard University	US	96.3	98.4
3	2=	University of Cambridge	GB	88.9	97.6
4	4	University of California, Berkeley	US	91.3	93.1
5	5	Stanford University	US	93.6	92.7
6	6	Yale University	US	91.6	92.4
7	7	Princeton University	US	89.8	91.1
8	9	Columbia University	US	92.0	90.4
9	14	University of California, Los Angeles	US	93.3	90.2
10	11	New York University	US	90.1	90.0
11	21	University of Chicago	US	89.3	88.2
12	8	University of Tokyo	JP	76.8	87.9
13	12=	University of Edinburgh	GB	87.2	87.8
14	18=	National University of Singapore	SG	81.4	87.4
15	10	UCL University College London	GB	88.2	87.3
16=	16	Australian National University	AU	86.0	86.8
16=	12=	Massachusetts Institute of Technology	US	94.3	86.8
16=	18=	University of Hong Kong	HK	85.1	86.8
19	22	University of Toronto	CA	86.6	86.7
20	15	University of Melbourne	AU	86.5	86.6
21	24	Humboldt-Universität zu Berlin	DE	81.0	86.1
22	20	London Sch of Economics & Political Science	GB	88.5	85.8
23	17	University of Sydney	AU	84.1	85.6
24	26	Freie Universität Berlin	DE	81.5	85.3
25	35	University of British Columbia	CA	90.6	83.9
26	23	King's College London	GB	87.4	83.4
27	43	McGill University	CA	86.1	83.2
28=	34	University of Michigan	US	89.7	82.8
28=	40=	University of Pennsylvania	US	90.4	82.8
30	38	Cornell University	US	95.7	82.7
31	29	Chinese University of Hong Kong	HK	80.6	82.2
32=	42	Leiden University	NL	89.0	82.1
32=	51=	Uni Nacional Autónoma de México	MX	69.0	82.1
34	30	Peking University	CN	84.7	81.9
35=	31=	Kyoto University	JP	74.3	81.6
35=	25	Seoul National University	KR	83.1	81.6
37	49=	University of Amsterdam	NL	87.7	81.5
38	46	Ludwig-Maximilians-Universität München	DE	82.4	81.0
39	75=	Université Paris I Panthéon-Sorbonne	FR	69.8	80.8
40	48	University of Texas at Austin	US	86.9	80.6
41	33	University of Warwick	GB	88.8	80.4
42	31=	Durham University	GB	90.1	80.3
43	44	University of St Andrews	GB	89.3	80.2
44	36=	National Taiwan University	TW	83.2	80.1
45=	40=	University of Manchester	GB	87.6	80.0
45=	27	University of New South Wales	AU	93.0	80.0
45=	67	Universidad de Buenos Aires	AR	63.9	80.0
48=	28	University of Auckland	NZ	85.2	79.9
48=	45	Waseda University	JP	67.8	79.9
50=	39	Monash University	AU	82.6	79.8
50=	57=	Trinity College Dublin	IE	81.3	79.8



2019	2018	Institution	Location	Citations	Score
52	47	Brown University	US	87.1	79.7
53	49=	Duke University	US	92.2	79.5
54	59	Università di Bologna	IT	76.5	79.4
55	36=	SOAS Sch of Oriental & African Studies Uni London	GB	88.8	79.2
56	51=	Lomonosov Moscow State University	RU	65.4	78.8
57	63	Pontificia Universidad Católica de Chile	CL	72.3	78.7
58		Sorbonne University	FR	70.9	78.6
59	61	Nanyang Technological University	SG	84.9	78.3
60	74	University of Copenhagen	DK	85.7	78.2
61	77	Katholieke Universiteit Leuven	BE	82.0	78.0
62	75=	Sapienza - Università di Roma	IT	76.0	77.9
63	57=	Tsinghua University	CN	81.7	77.8
64=	68=	Ruprecht-Karls-Universität Heidelberg	DE	80.9	77.7
64=	51=	University of Birmingham	GB	84.3	77.7
64=	55	University of York	GB	86.6	77.7
67	68=	University of Helsinki	FI	81.1	77.4
68	73	University of Glasgow	GB	92.9	77.3
69	86	Fudan University	CN	69.4	77.2
70=	95	Universität Wien	AT	76.7	77.0
70=	51=	University of Leeds	GB	82.1	77.0
70=	96=	University of Zurich	CH	93.1	77.0
73=	78	Georgetown University	US	86.2	76.9
73=	84=	University of Wisconsin-Madison	US	88.9	76.9
73=	60	Victoria University of Wellington	NZ	86.6	76.9
76	79=	Universidade de São Paulo	BR	72.4	76.6
77	89=	Northwestern University	US	91.5	76.3
78=	62	University of Queensland	AU	84.5	76.2
78=	71	Université Sorbonne Nouvelle Paris 3	FR	40.3	76.2
80	105=	University of Southern California	US	92.3	75.9
81	104	Indiana University Bloomington	US	87.5	75.5
82=	68=	University of Sheffield	GB	91.6	75.4
82=	64	University of Bristol	GB	93.7	75.4
84	137=	Rutgers - State University of New Jersey, New Brunswick	US	89.7	75.3
85=	87=	Aarhus University	DK	86.8	75.2
85=	87=	Eberhard Karls Universität Tübingen	DE	84.6	75.2
85=	79=	Universidad Complutense de Madrid	ES	72.2	75.2
88	130=	University of Geneva	CH	83.9	74.9
89=	93=	Boston University	US	91.0	74.8
89=	115	Hong Kong Polytechnic University	HK	85.0	74.8
91=	82=	Queen Mary University of London	GB	83.5	74.7
91=	129	Université Catholique de Louvain	BE	81.9	74.7
93=	102	Goldsmiths, University of London	GB	87.5	74.6
93=	96=	University of Virginia	US	91.4	74.6
95	82=	City University of Hong Kong	HK	87.9	74.5
96=	99	ETH Zurich Swiss Federal Institute of Tech	CH	100.0	74.4
96=	91=	Universitat de Barcelona	ES	78.2	74.4
96=		Université PSL Paris Sciences & Lettres	FR	79.1	74.4
99=	109	Pennsylvania State University	US	86.1	74.2
99=	65=	Universiti Malaya	MY	74.7	74.2



*“There was a great interconnection of cultures, and professors pushed me and motivated me to learn.”*  
- Domenico, Italy

Our **flexible study programs** are based on the **American model of higher education**, allowing students to choose their courses based on program requirements, previous studies, current interests and future ambitions.

Students can choose between **multiple starting dates** in the **fall, winter, spring and summer** of each academic year. Our modular course design and program structure allows for an optimal further education planning.

Students can **transfer between campuses** on a quarterly basis with **guaranteed program compatibility**. Our quarter-based academic calendar allows for a continuous study abroad experience across Europe, Asia and far beyond.

Our **truly global community** of students, faculty and staff, is made up of **85+ different nationalities** from around the world, with students showing great appreciation for cultural diversity and entrepreneurial initiative.

**Academically qualified and professionally experienced professors** link theory and practice by bringing **contemporary case studies** into the classroom, preparing students to become the global leaders of the future.

**Small class sizes** with up to 30 students allow professors to use **interactive teaching methods**, thereby increasing group interaction, improving group dynamics and building long-lasting connections among students.

**Formats:**  
full-time, part-time, weekdays, evenings, weekends, seminars, executive, online, blended, global

Dedicated since 2002 to cross-cultural education with a global perspective, United International Business Schools (UIBS) is an independent private higher education institution with campuses in Europe and Asia. UIBS offers flexible business and management studies at the Undergraduate (Bachelor/BBA) and (Post) Graduate (Master/MBA and Doctor/DBA) level leading to private (programmatically-accredited) degrees, and to American regionally-accredited and European state-recognized degrees in cooperation with our academic partners.

**MBS - MASTER IN BUSINESS STUDIES**

**MBA - MASTER OF BUSINESS ADMINISTRATION**

**MIM - MASTER IN INTERNATIONAL MANAGEMENT:**

Business Analytics, Business Communication, Digital Business, Digital Marketing, Global Banking, Global Economics, Global Entrepreneurship, Global Leadership, Healthcare Mngmnt, Public Sector Mngmnt, Strategic Mngmnt, Supply Chain Mngmnt

**MA - MASTER OF ARTS:**

Design Mngmnt, Fashion Mngmnt, Sports Mngmnt, Technology Mngmnt Mngmnt, Tourism and Hospitality Mngmnt

**MS - MASTER OF SCIENCE:**

Financial Mngmnt, HRM, Marketing Mngmnt, Operations Mngmnt



Amsterdam    Antwerp    Barcelona    Brussels    Geneva    Madrid    Milan    Tokyo    Zurich

@uibsgorg  
#experienceUIBS

**UIBS** United International Business Schools

info@uibsg.org  
www.UIBS.org



**Archaeology**

2019	2018	Institution
1	1	University of Oxford
2	2	University of Cambridge
3	3	UCL University College London
4	6	University of California, Berkeley
5	4	Harvard University
6	5	Durham University
7	7	Stanford University
8	20	Columbia University
9	11	University of California, Los Angeles
10	8	Leiden University
11=	15	Eberhard Karls Universität Tübingen
11=	9	Sapienza - Università di Roma
11=	18	University of Chicago
14	21=	University of Michigan
15	12	University of York
16	16	University of Pennsylvania
17	14	Australian National University
18	23	Université Paris I Panthéon-Sorbonne
19	13	Freie Universität Berlin
20	51-100	Arizona State University
21	34=	University of Toronto
22	19	University of Texas at Austin
23	10	University of Auckland
24	30	University of Sydney
25	25=	Yale University
26	51-100	Washington University in St. Louis
27=	42	Simon Fraser University
27=	24	University of Arizona
29	45=	University of Florida
30	51-100	Peking University
31	21=	University of Copenhagen
32=	51-100	New York University
32=	39	Pennsylvania State University
34	34=	Brown University
35	17	Aarhus University
36	32	University of Edinburgh
37	45=	Universität Wien
38	47	University of Alberta
39	37	Ruprecht-Karls-Universität Heidelberg
40=	25=	University of Sheffield
40=	27	Université de Bordeaux
42	51-100	Universidad Nacional Autónoma de México
43	31	University of Reading
44	101-150	Seoul National University
45=	36	University of Tokyo
45=	48=	University of British Columbia
47		Sorbonne University
48=	33	Universitat de Barcelona
48=	29	University of Southampton
50	40	Boston University

**Architecture/Built Environment**

2019	2018	Institution
1	2	Bartlett School of Architecture UCL
2	1	MIT Massachusetts Institute of Technology
3	3	Delft University of Technology
4	4	ETH Zurich Swiss Federal Institute of Tech
5	6	Harvard University
6	5	University of California, Berkeley
7	8	University of Cambridge
8	10	National University of Singapore
9	7	Manchester School of Architecture
10	11	Tsinghua University
11	9	Politecnico di Milano
12	17	Ecole Polytechnique Fédérale de Lausanne
13	12	University of Hong Kong
14	13	Columbia University
15	16	University of Sydney
16	15	University of California, Los Angeles
17	21	University of Melbourne
18	18	Tongji University
19	14	University of Tokyo
20	19=	Hong Kong Polytechnic University
21	30	University of Sheffield
22	26	RMIT University
23	24	KTH, Royal Institute of Technology
24	19=	Georgia Institute of Technology
25=	29	Technische Universität München
25=	23	University of New South Wales
27	32	University of British Columbia
28	25	Cornell University
29	22	Universitat Politècnica de Catalunya
30	27	Stanford University
31	37=	University of Michigan
32	41=	Technische Universität Berlin
33	35=	Seoul National University
34	33	Pontificia Universidad Católica de Chile
35	40	University of Texas at Austin
36	35=	Princeton University
37	46=	Cardiff University
38	41=	Politecnico di Torino
39=	34	Kyoto University
39=	43=	University of Toronto
41	31	Universidad Politécnica de Madrid
42=	46=	Aalto University
42=	37=	University of Pennsylvania
44	28	Universidade de São Paulo
45	51-100	McGill University
46	51-100	Chalmers University of Technology
47	39	University of Illinois at Urbana-Champaign
48	51-100	Yale University
49	49	Universidad Nacional Autónoma de México
50	51-100	Shanghai Jiao Tong University

**Art & Design**

2019	2018	Institution
1	1	Royal College of Art
2	6	University of the Arts London
3	2	Parsons School of Design at The New School
4	3	Rhode Island School of Design
5	4	MIT Massachusetts Institute of Technology
6	5	Politecnico di Milano
7	9	Aalto University
8	16	Glasgow School of Art
9	8	School of the Art Institute of Chicago
10	7	Pratt Institute
11	12	Goldsmiths, University of London
12	11	RMIT University
13	14	Art Center College of Design
14=	10	Stanford University
14=	18=	Tongji University
16	24=	Hong Kong Polytechnic University
17	13	Carnegie Mellon University
18	23	Tsinghua University
19	24=	Design Academy Eindhoven
20	27	Royal Danish Acad of Fine Arts - Sch of Design
21	15	California Institute of the Arts
22	21	California College of the Arts
23	28	University of Technology Sydney
24=	49=	École Nat Supérieure de Création Industrielle
24=	17	School of Visual Arts
26	51-100	Umeå University
27	51-100	China Central Academy of Fine Arts
28	34	Loughborough University
29	29	Yale University
30	40=	Nanyang Technological University
31=	39	National University of Singapore
31=	20	University of California, Los Angeles
33	30	Columbia University
34	38	University of Melbourne
35	18=	Universidad de Buenos Aires
36	51-100	UCL University College London
37	36=	University of Oxford
38=	40=	Seoul National University
38=	43=	University of Brighton
40	49=	University of Sydney
41	43=	Queensland University of Technology
42	40=	Swinburne University of Technology
43	33	New York University
44	31=	University of New South Wales
45=	26	Universidad de Palermo
45=	22	Universidad Nacional Autónoma de México
47	36=	Savannah College of Art and Design
48	101-150	Haute Ecole d'art et de design de Genève
49=	51-100	Konstfack Uni College of Arts, Crafts & Design
49=	51-100	Monash University
49=	51-100	Universität der Künste Berlin

**Classics & Ancient History**

2019	2018	Institution
1	1	Sapienza - Università di Roma
2	2	University of Oxford
3	3	University of Cambridge
4	4	Ludwig-Maximilians-Universität München
5	6=	Harvard University
6	10	Princeton University
7	13	Università degli Studi di Roma - Tor Vergata
8	6=	Leiden University
9	17	Yale University
10	15	University of California, Berkeley
11	20	University of Chicago
12	9	Ruprecht-Karls-Universität Heidelberg
13=	28	Trinity College Dublin
13=	33	University of Toronto
15		Sorbonne University
16=	18	UCL University College London
16=	26	Universität Wien
18	14	University of St Andrews
19	40=	Stanford University
20	38	Université Paris I Panthéon-Sorbonne
21	8	Humboldt-Universität zu Berlin
22=	16	Aristotle University of Thessaloniki
22=	24	Katholieke Universiteit Leuven
22=	40=	Scuola Normale Superiore di Pisa
25	32	Università di Bologna
26	12	Università di Pisa
27	45	Columbia University
28	19	Universität Freiburg
29=	21	King's College London
29=	49	Università degli Studi di Milano
31	25	Durham University
32=	11	Cornell University
32=	35	University of Zurich
34		Waseda University
35	30	Università degli Studi di Pavia
36=	36	Brown University
36=	29	Utrecht University
38	34	Georg-August-Universität Göttingen
39	37	Universität Köln
40	23	University of Michigan
41	22	Freie Universität Berlin
42=		Aarhus University
42=		Université Catholique de Louvain
44		University of California, Los Angeles
45	27	University of Groningen
46	43	University of Copenhagen
47	39	Universidad Nacional Autónoma de México
48		University of Basel
49=		Seoul National University
49=	40=	University of Edinburgh


**English Language & Literature**

2019	2018	Institution
1	1	University of Oxford
2	2	University of Cambridge
3	3	Harvard University
4	4	University of California, Berkeley
5	5	Yale University
6	6	Stanford University
7	7	Princeton University
8	9	University of California, Los Angeles
9=	8	Columbia University
9=	10	University of Chicago
11	11	University of Edinburgh
12	12	University of Toronto
13	14	UCL University College London
14	13	New York University
15	25	King's College London
16	16	Duke University
17	19	University of Melbourne
18	18	University of Sydney
19	17	Cornell University
20	20	University of Warwick
21	23=	University of Pennsylvania
22	29=	University of Manchester
23	29=	University of British Columbia
24	27	University of York
25	23=	MIT Massachusetts Institute of Technology
26=	15	National University of Singapore
26=	21	University of Michigan
28	28	Trinity College Dublin
29=	33	Brown University
29=	36	McGill University
31	22	University of Hong Kong
32	32	Queen Mary University of London
33	39=	University of Texas at Austin
34=	39=	University of Birmingham
34=	35	University of Leeds
36	42	University of Glasgow
37	47	Freie Universität Berlin
38	31	University of Auckland
39	39=	University of New South Wales
40	26	Australian National University
41=	34	Durham University
41=	38	University of Amsterdam
43	50=	Humboldt-Universität zu Berlin
44	44	University of Tokyo
45	51-100	University of St Andrews
46	51-100	University of Queensland
47	43	University of Bristol
48	45=	University of Nottingham
49	51-100	University College Dublin
50	48	Monash University

**History**

2019	2018	Institution
1	1	Harvard University
2	3	University of Cambridge
3	2	University of Oxford
4	6	Yale University
5	4	University of California, Berkeley
6	7	LSE London Sch of Econ & Political Science
7	5	Stanford University
8=	8	Columbia University
8=	9	Princeton University
10=	11	University of California, Los Angeles
10=	10	University of Chicago
12	12	Australian National University
13	17=	University of Michigan
14	15=	UCL University College London
15=	24	National University of Singapore
15=	22	University of Tokyo
15=	14	University of Toronto
18=	20	King's College London
18=	13	University of Wisconsin-Madison
20	15=	Leiden University
21	25	Cornell University
22	28	Peking University
23	17=	University of Edinburgh
24	23	University of British Columbia
25	26	University of Sydney
26	31	University of Melbourne
27	29=	Kyoto University
28	21	University of Pennsylvania
29	29=	Johns Hopkins University
30	32	Humboldt-Universität zu Berlin
31=	34	University of Amsterdam
31=	19	University of Texas at Austin
33	33	University of Manchester
34	27	New York University
35	39	Freie Universität Berlin
36	37=	Duke University
37	50	Seoul National University
38	37=	University of Warwick
39	51-100	University of Hong Kong
40	46	Ludwig-Maximilians-Universität München
41	41	Durham University
42	47	Monash University
43=	36	McGill University
43=	51-100	Universidad Nacional Autónoma de México
45	51-100	Chinese University of Hong Kong
46	40	Université Paris I Panthéon-Sorbonne
47	42	Northwestern University
48	51-100	University of St Andrews
49	48	University of North Carolina, Chapel Hill
50	43	Utrecht University





**Universidad Pontificia Bolivariana**  
Acreditación Institucional  
**ALTA CALIDAD • MULTICAMPUS**  
Res. MEN No. 17228 del 24 de octubre de 2018 • 6 años  
Vigilada Mineducación

AMONG THE  
**25** best University in  
**Latin America**

**5<sup>th</sup>** best University in  
**Colombia**

**1<sup>st</sup>** Private University in  
**Antioquia**

For the quality of its research,  
teaching and international presence

According to the World Ranking of Universities QS 202

---

*Be part of our university  
community!* >>> 



**Information:**  
Main Campus – Medellín - Circular 1ra No. 70 - 01, bloque 24  
EcoCampus Laureles, Medellín, Colombia

**UPB in Colombia:** Medellín, Marinilla y Rionegro  
Bucaramanga • Montería • Palmira • Bogotá

**Comprehensive Assistance Line:**  
(574) 448 8388 • (+57)313 603 5630  
asesoria.integral@upb.edu.co  
www.upb.edu.co

     
**@UPBColombia**

Formación integral para la transformación social y humana



**Linguistics**

2019	2018	Institution
1	1	MIT Massachusetts Institute of Technology
2	2	University of Massachusetts, Amherst
3	13	University of Maryland, College Park
4	5	University of Edinburgh
5	3	Harvard University
6	4	University of Cambridge
7	8	University of California, Berkeley
8	7	Stanford University
9	6	University of Oxford
10	9	University of California, Los Angeles
11	11	University of Hong Kong
12	15	Lancaster University
13	27	Australian National University
14	16	UCL University College London
15	14	University of Amsterdam
16	12	University of Pennsylvania
17=	38	McGill University
17=	10	Peking University
17=	19	University of Chicago
20	17	University of Tokyo
21	20	University of Toronto
22	24=	University of Melbourne
23	18	Lomonosov Moscow State University
24	36	University of Connecticut
25	21	National University of Singapore
26	31=	University of British Columbia
27=	28	University of Illinois at Urbana-Champaign
27=	51-100	University of Ottawa
29	33	Humboldt-Universität zu Berlin
30	43=	University of California, San Diego
31	50	University of Zurich
32=	26	City University of Hong Kong
32=	51-100	University of California, Santa Cruz
34	51-100	Utrecht University
35	23	Leiden University
36	51-100	Macquarie University
37	22	Ohio State University, Columbus
38	30	Seoul National University
39	42	New York University
40	29	Georgetown University
41	24=	University of Texas at Austin
42	46	Stockholm University
43=	51-100	National Taiwan Normal University
43=	40=	University of Manchester
45	35	Chinese University of Hong Kong
46=	51-100	Radboud University Nijmegen
46=	51-100	University of Auckland
48	40=	Hong Kong Polytechnic University
49	43=	University of Sydney
50	51-100	University of Hawaii at Mānoa

**Modern Languages**

2019	2018	Institution
1	1	Harvard University
2	2	University of Cambridge
3	3	University of Oxford
4	4	University of California, Berkeley
5	5	Stanford University
6	8	Yale University
7	9	University of California, Los Angeles
8=	10	Columbia University
8=	7	University of Tokyo
10	6	Peking University
11	11	MIT Massachusetts Institute of Technology
12	13	Princeton University
13	14=	National University of Singapore
14	16=	New York University
15	23	Universidad Nacional Autónoma de México
16	24	Universidad de Buenos Aires
17	19=	University of Edinburgh
18	21	University of Chicago
19=	18	Seoul National University
19=	14=	UCL University College London
21=	19=	Fudan University
21=	30	University of Toronto
23=	32=	University of Melbourne
23=	16=	University of Hong Kong
25	12	Kyoto University
26=	35	Freie Universität Berlin
26=	26=	University of Sydney
28=	40	Pontificia Universidad Católica de Chile
28=	25	Université Sorbonne Nouvelle Paris 3
30=	29	Australian National University
30=	42=	Universidade de São Paulo
32	32=	Chinese University of Hong Kong
33=	26=	Lomonosov Moscow State University
33=		Sorbonne University
35	28	University of Manchester
36	32=	National Taiwan University
37	50	University of Michigan
38	31	Humboldt-Universität zu Berlin
39	51-100	Universidad Nacional de Colombia
40	47	Ludwig-Maximilians-Universität München
41	38	Korea University
42=	37	Cornell University
42=	22	Waseda University
44	51-100	Duke University
45	45	Hankuk (Korea) University of Foreign Studies
46=	39	Leiden University
46=	51-100	Università di Bologna
48=	51-100	Brown University
48=	36	Tsinghua University
50	51-100	McGill University

## Performing Arts

2019	2018	Institution
1=	1	Julliard School
1=	4	University of Music & Performing Arts Vienna
3	2	Royal College of Music
4	3	Royal Academy of Music
5	8	Curtis Institute of Music
6	9	New York University
7	36	Guildhall School of Music and Drama
8	10	Harvard University
9=	12	Northwestern University
9=	13	University of Oxford
11	14=	University of Cambridge
12	6	Sibelius Academy
13	51-100	Hong Kong Academy of Performing Arts
14	7	Cons Nat Sup de Musique et de Danse de Paris
15	24	University of Melbourne
16	22	Monash University
17=	14=	Royal Holloway University of London
17=	18	Yale University
19=	5	Royal Conservatoire of Scotland
19=	20	Stanford University
21	19	University of California, Berkeley
22	16	Indiana University Bloomington
23	21	University of California, Los Angeles
24	32	Central School of Speech & Drama
25=	25	Columbia University
25=		University of Huddersfield
27	37=	University of Chicago
28=	51-100	University of Sydney
28=	33	University of Rochester
30	29	MIT Massachusetts Institute of Technology
31	27=	National University of Singapore
32	51-100	University Mozarteum Salzburg
33	35	Norwegian Academy of Music
34	51-100	McGill University
35		Central Academy of Drama, China
36	50=	Hochschule für Musik und Theater Hamburg
37	51-100	Korea National University of Arts
38	23	Queen Mary University of London
39	40=	King's College London
40	51-100	Seoul National University
41	30=	Princeton University
42=	27=	University of Tokyo
42=		Trinity College Dublin
44	51-100	University of Glasgow
45=	34	Australian National University
45=	51-100	University of Michigan
47=	51-100	Hochschule für Musik Hanns Eisler Berlin
47=	51-100	University of Warwick
47=	47	University of Toronto
50=	26	Goldsmiths, University of London
50=	42=	Griffith University
50=	44	University of Hong Kong

## Philosophy

2019	2018	Institution
1	1	University of Pittsburgh
2	3	Rutgers State Uni New Jersey New Brunswick
3	2	New York University
4	4	University of Oxford
5	20	Australian National University
6	5	Harvard University
7	6	University of Cambridge
8	16=	University of St Andrews
9	8	LSE London Sch of Econ & Political Science
10	16=	King's College London
11	7	Princeton University
12	14	Humboldt-Universität zu Berlin
13=	9	University of California, Berkeley
13=	13	University of Toronto
15	10	Ludwig-Maximilians-Universität München
16	11	Stanford University
17	15	University of Notre Dame
18	12	Yale University
19	21	University of Edinburgh
20	51-100	UCL University College London
21=	18	Columbia University
21=	24	University of Helsinki
23	22	University of Chicago
24		Université PSL Paris Sciences & Lettres
25=	49	University of Sydney
25=	43=	University of Oslo
27	25	University of Copenhagen
28=	34	Chinese University of Hong Kong
28=	30	Universität Frankfurt am Main
30	51-100	Monash University
31	31	Katholieke Universiteit Leuven
32	43=	Renmin (People's) University of China
33	23	University of Michigan
34	51-100	Macquarie University
35	38	University of Geneva
36=	51-100	University of Tokyo
36=	28	University of North Carolina, Chapel Hill
38	35	University of Bristol
39	33	University of Amsterdam
40	51-100	University of Warwick
41	36	University of Auckland
42	29	City University of New York
43		Sorbonne University
44=	51-100	Central European University
44=	48	Seoul National University
46	19	MIT Massachusetts Institute of Technology
47	26	Université Paris I Panthéon-Sorbonne
48	51-100	Western University
49	46=	Universitat de Barcelona
50=	51-100	Durham University
50=	41	Peking University



## Theology, Divinity & Religious Studies

2019	2018	Institution
1	1	Harvard University
2	7	University of Notre Dame
3	2	University of Oxford
4	4	University of Cambridge
5	3	Durham University
6=	15=	Eberhard Karls Universität Tübingen
6=	11	Yale University
8	12	Université Catholique de Louvain
9	27	Duke University
10	10	University of Chicago
11	6	Boston College
12	15=	University of California, Berkeley
13	13	Princeton University
14	8=	Katholieke Universiteit Leuven
15	5	Vrije Universiteit Amsterdam
16	8=	University of Toronto
17	18	University of Edinburgh
18	24	University of St Andrews
19	15=	Stanford University
20	21	Columbia University
21	14	Ruprecht-Karls-Universität Heidelberg
22	20	Hebrew University of Jerusalem
23	47	Chinese University of Hong Kong
24=	25	King's College London
24=	28	University of California, Los Angeles
26=	26	Georgetown University
26=	23	University of Birmingham
28	19	Sch of Oriental & African Studies Uni London
29	32	Ludwig-Maximilians-Universität München
30	29	Aarhus University
31=		Fudan University
31=	39	University of British Columbia
33	40	Leiden University
34	42	University of Aberdeen
35	30	Emory University
36	43	Humboldt-Universität zu Berlin
37	33	Pontificia Universidad Católica de Chile
38	22	McGill University
39	41	University of Exeter
40=	51-100	Georg-August-Universität Göttingen
40=	51-100	University of Virginia
42	48=	University of Zurich
43	34=	Monash University
44	51-100	Renmin (People's) University of China
45=	51-100	Baylor University
45=	38	University of Oslo
47	44	Westfälische Wilhelms-Universität Münster
48	34=	University of Manchester
49	50	Boston University
50	51-100	Fordham University



**INDUSTRIAL REVOLUTION 4.0  
AND AGEING SOCIETIES:  
The Changing Role of Universities in the Asia Pacific**



Organising Partner



# Read local, think global

**FREE**  
**UNLIMITED ACCESS TO:**  
The Japan Times website  
& NYTimes.com



## **Subscribe now!**

When you subscribe to *The Japan Times* / *The New York Times*, you can enjoy **free unlimited access to *The Japan Times* website and NYTimes.com, too!**

**Subscription fees** (incl. tax)

• **1 month: ¥5,660** • **6 months: ¥32,250** • **12 months: ¥60,830**

**For more details**

<http://jtimes.jp/esub>

Customer Service Desk: Toll Free (weekdays) 0120-036-242

## Top 100 Universities - Engineering & Technology

2019	2018	Institution	Location	Citations	Score
1	1	MIT Massachusetts Institute of Technology	US	95.8	98.4
2	2	Stanford University	US	99.7	97.2
3	4	ETH Zurich Swiss Federal Institute of Tech	CH	94.0	95.2
4	3	University of Cambridge	GB	92.8	94.6
5	11	University of California, Berkeley	US	97.7	94.2
6=	5	Nanyang Technological University	SG	96.8	93.6
6=	8=	University of Oxford	GB	94.3	93.6
8=	6	Imperial College London	GB	90.8	93.0
8=	7	National University of Singapore	SG	94.1	93.0
10	10	Tsinghua University	CN	86.5	92.3
11	12	Ecole Polytechnique Fédérale de Lausanne	CH	93.7	92.0
12	13	Harvard University	US	98.8	91.4
13	8=	University of Tokyo	JP	82.8	90.7
14	24	Georgia Institute of Technology	US	91.7	89.7
15	26	California Institute of Technology	US	90.9	89.3
16	17=	Politecnico di Milano	IT	82.3	89.2
17	22=	Delft University of Technology	NL	86.2	88.8
18	17=	Hong Kong University of Science & Tech	HK	93.3	88.5
19	31=	Carnegie Mellon University	US	92.0	88.4
20	20	Peking University	CN	90.4	87.7
21	35	University of California, Los Angeles	US	94.3	87.6
22=	25	Technische Universität München	DE	84.6	87.4
22=	43	University of Toronto	CA	93.0	87.4
24	14	Tokyo Institute of Technology	JP	80.2	87.3
25	38	Princeton University	US	95.6	86.6
26=	15	Korea Advanced Institute of Science & Tech	KR	89.9	86.5
26=	29	Shanghai Jiao Tong University	CN	84.7	86.5
28	16	Seoul National University	KR	89.0	86.3
29	19	National Taiwan University	TW	86.5	86.2
30	21	Kyoto University	JP	84.2	86.1
31=	46=	University of Illinois at Urbana-Champaign	US	92.2	85.8
31=	58=	University of Texas at Austin	US	95.9	85.8
33=	60=	Cornell University	US	94.6	85.1
33=	36=	Zhejiang University	CN	86.4	85.1
35	30	University of Hong Kong	HK	89.8	84.9
36	41=	KTH, Royal Institute of Technology	SE	87.6	84.8
37	56=	University of Michigan	US	90.3	84.7
38=	27=	University of New South Wales	AU	88.0	84.5
38=	22=	Universiti Malaya	MY	90.4	84.5
40	27=	University of Melbourne	AU	89.8	84.4
41	33=	Politecnico di Torino	IT	82.4	84.3
42	70=	University of British Columbia	CA	89.8	84.1
43	73=	Purdue University	US	86.8	83.9
44	31=	Rheinisch-Westfälische Tech Hochschule Aachen	DE	84.6	83.7
45	76=	McGill University	CA	86.2	83.6
46	70=	University of Waterloo	CA	90.3	83.5
47	39=	Technische Universität Berlin	DE	86.7	83.2
48	81=	Columbia University	US	94.0	82.9
49	58=	UCL University College London	GB	90.0	82.4
50=	36=	Monash University	AU	90.0	82.3
50=	94	Northwestern University	US	97.4	82.3



Top 100 Universities - Engineering & Technology *continued*

2019	2018	Institution	Location	Citations	Score
52	51=	Fudan University	CN	94.7	82.2
53=	68=	Indian Institute of Technology Bombay	IN	82.2	82.1
53=	33=	National Tsing Hua University	TW	88.4	82.1
55	53=	University of Manchester	GB	87.9	82.0
56	39=	University of Sydney	AU	86.5	81.8
57=	76=	Lomonosov Moscow State University	RU	71.5	81.7
57=	41=	Chinese University of Hong Kong	HK	92.3	81.7
59=	51=	KIT Karlsruher Institut für Technologie	DE	85.9	81.4
59=	109=	University of California, San Diego	US	93.4	81.4
61=	46=	Australian National University	AU	91.1	81.3
61=	73=	CentraleSupélec	FR	82.4	81.3
61=	64=	Indian Institute of Technology Delhi	IN	84.4	81.3
61=	64=	Katholieke Universiteit Leuven	BE	88.4	81.3
61=	48=	Korea University	KR	87.9	81.3
61=	44=	Osaka University	JP	79.9	81.3
61=	91	Yale University	US	94.4	81.3
68	48=	Tohoku University	JP	81.0	81.2
69	89=	University of Pennsylvania	US	93.8	81.0
70=	76=	Ecole Polytechnique	FR	77.7	80.8
70=	68=	Sungkyunkwan University	KR	91.1	80.8
70=	56=	Hong Kong Polytechnic University	HK	90.5	80.8
73=	73=	University of Edinburgh	GB	89.2	80.7
73=	80	University of Science & Tech of China	CN	91.3	80.7
75=	53=	Technical University of Denmark	DK	89.3	80.6
75=	64=	University of Queensland	AU	91.8	80.6
75=	106=	University of Washington	US	95.0	80.6
78	111	Pennsylvania State University	US	89.5	80.2
79	63	City University of Hong Kong	HK	92.9	80.1
80=	44=	Pohang University of Science & Technology	KR	92.3	79.8
80=	64=	Yonsei University	KR	86.4	79.8
82	118	Texas A&M University	US	86.0	79.7
83=	48=	National Chiao Tung University	TW	83.4	79.6
83=	109=	University of Wisconsin-Madison	US	95.9	79.6
85=	81=	Universitat Politècnica de Catalunya	ES	83.9	79.5
85=		Université PSL Paris Sciences & Lettres	FR	84.4	79.5
85=	53=	Universiti Teknologi Malaysia	MY	79.5	79.5
88	89=	Trinity College Dublin	IE	90.9	79.4
89=	103=	Eindhoven University of Technology	NL	86.9	79.3
89=	142=	Universidade de São Paulo	BR	77.3	79.3
91	72	Hanyang University	KR	86.3	79.1
92	145=	Xi'an Jiaotong University	CN	82.5	78.9
93	113=	Chalmers University of Technology	SE	86.5	78.8
94	76=	Universidad Politécnica de Madrid	ES	80.1	78.7
95=	173=	Huazhong University of Science & Technology	CN	85.9	78.5
95=	95=	Indian Institute of Technology Madras	IN	80.5	78.5
97	62	National Cheng Kung University	TW	83.2	78.4
98=	100=	Sapienza - Università di Roma	IT	83.3	78.3
98=	128=	Università degli Studi di Padova	IT	85.3	78.3
100	100=	Università di Bologna	IT	84.8	78.2



[www.peoplenjob.com](http://www.peoplenjob.com)



## No.1 Job Board

for international companies in Korea



Job  
Seekers



International  
/ Major Local  
Companies



Search  
Firms

Peoplenjob.com is the only local online recruiting solution for people seeking jobs, search firms and the employers who need great talents in international companies.

피플앤잡(www.peoplenjob.com)은 국내유일의 외국계기업 취업전문포털로서 헤드헌팅사(서치펌)와 외국계기업 그리고 외국계기업으로의 이직희망자나 취업 희망자에게 최우선의 선택이 되고 있습니다.

## Computer Science & Information Systems

2019	2018	Institution
1	1	MIT Massachusetts Institute of Technology
2	2	Stanford University
3	3	Carnegie Mellon University
4	4	University of California, Berkeley
5	5	University of Cambridge
6	7	University of Oxford
7	6	Harvard University
8	18=	Ecole Polytechnique Fédérale de Lausanne
9	9	ETH Zurich Swiss Federal Institute of Tech
10	10=	National University of Singapore
11	10=	University of Toronto
12	16	Nanyang Technological University
13=	8	Princeton University
13=	13	University of California, Los Angeles
15=	12	Imperial College London
15=	20	Tsinghua University
17	18=	University of Washington
18=	24	Columbia University
18=	17	Peking University
20	33	New York University
21	28=	University of Edinburgh
22	31	University of Waterloo
23	32	UCL University College London
24	21	Georgia Institute of Technology
25	25	Cornell University
26=	14=	Hong Kong University of Science & Technology
26=	22=	University of Tokyo
28	34=	University of British Columbia
29=	22=	California Institute of Technology
29=	27	University of Texas at Austin
31	28=	University of Illinois at Urbana-Champaign
32	14=	University of Melbourne
33	26	University of Hong Kong
34=	42	Technische Universität München
34=	37=	University of Pennsylvania
36	28=	Chinese University of Hong Kong
37	44	Politecnico di Milano
38=	34=	Korea Advanced Inst of Science & Technology
38=	48	Shanghai Jiao Tong University
40	37=	Australian National University
41	51-100	KTH, Royal Institute of Technology
42	36	University of Sydney
43		Université PSL Paris Sciences & Lettres
44	47	University of Southern California
45	40	Seoul National University
46=	45=	University of California, San Diego
46=	39	Yale University
48	49	Lomonosov Moscow State University
49	43	National Taiwan University
50	45=	University of Michigan

## Engineering - Chemical

2019	2018	Institution
1	1	MIT Massachusetts Institute of Technology
2	2	Stanford University
3=	3	University of California, Berkeley
3=	4	University of Cambridge
5	12	ETH Zurich Swiss Federal Inst of Technology
6	6	University of Oxford
7=	7=	California Institute of Technology
7=	9	National University of Singapore
9	7=	Imperial College London
10	18	Delft University of Technology
11	11	Tsinghua University
12	14=	Nanyang Technological University
13	5	Kyoto University
14	10	University of Tokyo
15	13	Princeton University
16	38	Ecole Polytechnique Fédérale de Lausanne
17	22=	University of Texas at Austin
18	17	University of Wisconsin-Madison
19	19	University of California, Los Angeles
20	26	Yale University
21	22=	University of Manchester
22	14=	Korea Advanced Inst of Science & Technology
23	16	Seoul National University
24	28=	Northwestern University
25	21	University of Minnesota
26	32	Georgia Institute of Technology
27	39	University of Toronto
28	33	UCL University College London
29=	24=	Monash University
29=	35	University of Delaware
31	20	Tokyo Institute of Technology
32	27	University of Melbourne
33	24=	University of Queensland
34	30	Hong Kong University of Science & Technology
35=	46=	Rheinisch-Westfälische Tech Hochschule Aachen
35=	51-100	Sungkyunkwan University
35=	51-100	Technische Universität Berlin
38	31	Cornell University
39	41	Zhejiang University
40	40	University of Michigan
41	43=	McGill University
42=	51-100	Eindhoven University of Technology
42=	36	University of New South Wales
44	51-100	Politecnico di Milano
45	34	Osaka University
46	51-100	Katholieke Universiteit Leuven
47	28=	Purdue University
48	51-100	University of Pennsylvania
49	51-100	Pennsylvania State University
50	51-100	Technische Universität München



**Engineering - Civil & Structural**

2019	2018	Institution
1	1	MIT Massachusetts Institute of Technology
2	6	National University of Singapore
3	7	University of California, Berkeley
4	4	Delft University of Technology
5	2	University of Cambridge
6	3	Imperial College London
7	9	Politecnico di Milano
8	17	ETH Zurich Swiss Federal Inst of Technology
9	5	Tsinghua University
10	21=	Nanyang Technological University
11	20	Ecole Polytechnique Fédérale de Lausanne
12	15	University of New South Wales
13	8	Stanford University
14	14	Georgia Institute of Technology
15	10	Hong Kong Polytechnic University
16	16	University of Oxford
17=	24=	Hong Kong University of Science & Technology
17=	11	University of Hong Kong
19	12	University of Tokyo
20	21=	University of Sydney
21	18	University of Illinois at Urbana-Champaign
22	26	University of Melbourne
23	34=	Universitat Politècnica de Catalunya
24=	13	Kyoto University
24=	34=	Politecnico di Torino
26	23	University of Texas at Austin
27	36	Shanghai Jiao Tong University
28	19	Korea Advanced Inst of Science & Technology
29	27	Purdue University
30=	30	Monash University
30=	24=	Seoul National University
30=	37=	University of British Columbia
33	37=	University of Western Australia
34	28	University of Michigan
35	33	University of Toronto
36	42=	University of Queensland
37=	29	National Taiwan University
37=	51-100	Pontificia Universidad Católica de Chile
37=	39	University of Auckland
40	31=	Tongji University
41=	40=	University of Manchester
41=	31=	Tokyo Institute of Technology
43	45	KTH, Royal Institute of Technology
44	51-100	University of Sheffield
45=	46=	Universidad Politécnica de Madrid
45=	51-100	Universidade de São Paulo
47	40=	Texas A&M University
48=	44	Hanyang University
48=	42=	National Technical University of Athens
50=	49=	Technical University of Denmark
50=	51-100	Universidad Nacional Autónoma de México

**Engineering - Electrical & Electronic**

2019	2018	Institution
1	1	MIT Massachusetts Institute of Technology
2	2	Stanford University
3	11	ETH Zurich Swiss Federal Inst of Technology
4	3	University of California, Berkeley
5	4	University of Cambridge
6	12	Nanyang Technological University
7=	6	Harvard University
7=	5	Imperial College London
9=	16	Ecole Polytechnique Fédérale de Lausanne
9=	10	National University of Singapore
11	7	University of Oxford
12	8	Tsinghua University
13	9	University of California, Los Angeles
14	15	Georgia Institute of Technology
15	13=	California Institute of Technology
16	18	Carnegie Mellon University
17	13=	University of Tokyo
18	24	University of Toronto
19	28=	KTH, Royal Institute of Technology
20=	17	Korea Advanced Inst of Science & Technology
20=	37	Technische Universität München
22	23	Hong Kong University of Science & Technology
23	35	Politecnico di Milano
24	32=	Delft University of Technology
25	22	University of Illinois at Urbana-Champaign
26	21	Peking University
27	19	Seoul National University
28	31	Shanghai Jiao Tong University
29	25=	University of Texas at Austin
30=	28=	Princeton University
30=	32=	University of Hong Kong
32	27	University of Michigan
33	45=	Rheinisch-Westfälische Tech Hochschule Aachen
34	20	Tokyo Institute of Technology
35	34	University of Melbourne
36	36	University of New South Wales
37	25=	National Taiwan University
38	43	University of Manchester
39	49	Zhejiang University
40=	42	Purdue University
40=	48	University of California, San Diego
42=	50	Politecnico di Torino
42=	45=	University of British Columbia
44	39	Cornell University
45	41	Columbia University
46	51-100	CentraleSupélec
47	30	Universiti Malaya
48	51-100	Technische Universität Berlin
49=	40	Aalborg University
49=	51-100	University of Edinburgh
49=	51-100	University of Waterloo



**棕桐大道**  
**找名校导师, 上全球名校,**  
**就选棕桐大道**

5000+ 精英导师  
 遍布北美、欧洲和英联邦TOP名校

助力 4800 名学生  
 收获世界名校 Offer

- 
**哈佛大学**  
 Offer 数量 18
- 
**斯坦福大学**  
 Offer 数量 21
- 
**芝加哥大学**  
 Offer 数量 75
- 
**哥伦比亚大学**  
 Offer 数量 309
- 
**杜克大学**  
 Offer 数量 84
- 
**宾夕法尼亚大学**  
 Offer 数量 98
- 
**加州大学伯克利分校**  
 Offer 数量 43
- 
**牛津大学**  
 Offer 数量 11
- 
**剑桥大学**  
 Offer 数量 11
- 
**伦敦政治经济学院**  
 Offer 数量 74
- 
**新加坡国立大学**  
 Offer 数量 29
- 
**香港大学**  
 Offer 数量 35
- 
**香港中文大学**  
 Offer 数量 53
- 
**香港科技大学**  
 Offer 数量 29



微信添加“棕桐小助手”  
 直面名校导师  
 一对一咨询

微信添加“棕桐大道”  
 海量留学资讯  
 等你获取

**Engineering - Mechanical**

2019	2018	Institution
1	1	MIT Massachusetts Institute of Technology
2	2	Stanford University
3	3	University of Cambridge
4	13	Delft University of Technology
5	4	Harvard University
6	5	University of California, Berkeley
7	17	Politecnico di Milano
8=	6	University of Michigan
8=	7	University of Oxford
10	8	Imperial College London
11	14=	Nanyang Technological University
12	10	Georgia Institute of Technology
13	20	ETH Zurich Swiss Federal Inst of Technology
14	11	Tsinghua University
15	12	National University of Singapore
16	9	University of Tokyo
17	14=	California Institute of Technology
18	27=	Ecole Polytechnique Fédérale de Lausanne
19	23	Rheinisch-Westfälische Tech Hochschule Aachen
20	21	University of California, Los Angeles
21	18=	Peking University
22	25	Shanghai Jiao Tong University
23	16	Korea Advanced Inst of Science & Technology
24	18=	Seoul National University
25	29	Technische Universität München
26	32	KTH, Royal Institute of Technology
27	34	McGill University
28	22	Purdue University
29	24	Hong Kong University of Science & Technology
30	51-100	Katholieke Universiteit Leuven
31	51-100	Politecnico di Torino
32=	36=	Northwestern University
32=	36=	University of Toronto
34	31	Princeton University
35	38=	University of Manchester
36	47=	Universität Stuttgart
37	51-100	KIT Karlsruher Institut für Technologie
38	30	Tohoku University
39	45	Cranfield University
40	33	University of Hong Kong
41	51-100	Technische Universität Berlin
42=	41=	Fudan University
42=	44	Sungkyunkwan University
44	51-100	Eindhoven University of Technology
45	38=	Cornell University
46	35	National Taiwan University
47	27=	Kyoto University
48	43	University of Texas at Austin
49=	26	Tokyo Institute of Technology
49=	51-100	Universidad Politécnica de Madrid

**Engineering - Mineral & Mining**

2019	2018	Institution
1	1	Colorado School of Mines
2	2	Curtin University
3	3	McGill University
4	7	University of Western Australia
5	10	University of Queensland
6	9	University of New South Wales
7	6	Queen's University
8	8	Universidad de Chile
9	11	University of British Columbia
10	5	Pennsylvania State University
11	13	University of Melbourne
12	14	University of Alberta
13	15	University of the Witwatersrand
14=	16=	Camborne School of Mines University of Exeter
14=	22	Universidad Nacional Autónoma de México
16	4	Technische Universität Bergakademie Freiberg
17	24	University of Wollongong
18	13=	Delft University of Technology
19=	16=	St Petersburg Mining University
19=	12	University of Arizona
21		Université PSL Paris Sciences & Lettres
22	25	University of Toronto
23	27	Virginia Polytechnic Institute
24		Politecnico di Torino
25	43=	Nanjing University
26=	16=	University of Adelaide
26=	43=	Wuhan University
28	23	Kyushu University
29	28	Universidad de Concepción
30=	34	University of Colorado at Boulder
30=	42	University of Southampton
32	20	Rheinisch-Westfälische Tech Hochschule Aachen
33	33	Universidade de São Paulo
34		Universidad Politécnica de Madrid
35	26	University of Utah
36	19	China University of Mining & Technology
37	40=	King Fahd University of Petroleum & Minerals
38		Indian Institute of Technology Bombay
39		Trinity College Dublin
40=	30=	University of Newcastle
40=	30=	Waseda University
42	30=	National University of Science & Technology
43		Cardiff University
44		Victoria University of Wellington
45	21	Laval University
46	37=	University of Illinois at Urbana-Champaign
47	40=	Indian Institute of Technology Kharagpur
48		Missouri University of Science & Technology
49		University of Liverpool
50=		University College Dublin
50=		Western University



## Top 100 Universities - Life Sciences &amp; Medicine

2019	2018	Institution	Location	Citations	Score
1	1	Harvard University	US	92.7	98.2
2	2=	University of Oxford	GB	90.8	95.1
3	2=	University of Cambridge	GB	90.9	94.5
4	5=	Stanford University	US	91.1	93.2
5	5=	Johns Hopkins University	US	90.1	93.1
6	4	MIT Massachusetts Institute of Technology	US	100.0	92.8
7	10	University of California, San Francisco	US	92.4	90.5
8	9	University of California, Los Angeles	US	89.4	90.3
9	7	Karolinska Institute	SE	86.7	90.1
10	8	UCL University College London	GB	87.8	89.8
11	13	University of Toronto	CA	87.4	89.5
12	12	Yale University	US	88.9	89.4
13	19	University of California, San Diego	US	89.8	87.7
14=	11	Imperial College London	GB	87.5	87.4
14=	18	University of California, Berkeley	US	90.3	87.4
16	24	University of Pennsylvania	US	89.5	87.3
17	25=	Columbia University	US	89.9	86.7
18	20=	Duke University	US	89.7	86.5
19=	16	University of Edinburgh	GB	88.9	86.4
19=	22=	University of Washington	US	87.8	86.4
21	14	University of Melbourne	AU	83.4	86.1
22	17	King's College London	GB	87.4	86.0
23=	27	Cornell University	US	86.3	85.9
23=	15	University of Sydney	AU	83.6	85.9
25	25=	University of Copenhagen	DK	85.5	85.5
26	22=	National University of Singapore	SG	82.7	85.4
27	29	University of Michigan	US	87.6	85.3
28	32	McGill University	CA	85.5	85.1
29	20=	University of Tokyo	JP	79.1	84.9
30	33	Washington University in St. Louis	US	90.7	84.6
31	31	University of British Columbia	CA	83.8	84.1
32	38	University of North Carolina, Chapel Hill	US	86.8	83.1
33	30	University of Queensland	AU	80.5	82.8
34	28	Monash University	AU	81.9	82.7
35=	37	Seoul National University	KR	79.3	82.3
35=	34	University of Amsterdam	NL	87.4	82.3
37	39	University of Chicago	US	88.6	82.2
38	43	Ludwig-Maximilians-Universität München	DE	82.9	82.1
39	40=	Ruprecht-Karls-Universität Heidelberg	DE	84.8	82.0
40	49=	New York University	US	86.9	81.8
41	42	Boston University	US	87.8	81.7
42=	35=	University of Manchester	GB	84.3	81.5
42=	45=	University of Zurich	CH	84.9	81.5
44=	40=	University of Hong Kong	HK	81.1	81.3
44=	44	Utrecht University	NL	86.3	81.3
46	54=	ETH Zurich Swiss Federal Institute of Tech	CH	83.8	81.0
47	45=	University of Glasgow	GB	88.9	80.9
48	66=	University of Pittsburgh	US	87.5	80.8
49	54=	University of California, Davis	US	81.1	80.5
50=	51=	Erasmus University Rotterdam	NL	89.0	80.4
50=	47	Kyoto University	JP	77.7	80.4

2019	2018	Institution	Location	Citations	Score
50=	51=	McMaster University	CA	88.7	80.4
53	62	University of Geneva	CH	88.5	80.3
54	35=	London School of Hygiene & Tropical Medicine	GB	90.7	80.2
55	60	University of Helsinki	FI	83.0	80.0
56	53	Katholieke Universiteit Leuven	BE	82.8	79.9
57	56=	Uppsala University	SE	85.0	79.8
58	59	Peking University	CN	75.1	79.7
59	61	National Taiwan University	TW	78.0	79.5
60	71=	Northwestern University	US	87.4	79.3
61	48	University of Bristol	GB	86.4	79.1
62=	77	Emory University	US	87.2	79.0
62=	75=	Universitat de Barcelona	ES	82.3	79.0
62=	63	University of Basel	CH	86.2	79.0
65	66=	University of Wisconsin-Madison	US	83.1	78.9
66	65	Leiden University	NL	85.7	78.7
67	71=	Wageningen University	NL	79.7	78.6
68=	56=	Baylor College of Medicine	US	86.2	78.5
68=	49=	University of New South Wales	AU	80.7	78.5
68=	96=	Uni Texas M D Anderson Cancer Center	US	90.3	78.5
68=	75=	University of Groningen	NL	84.4	78.5
72	69	Uni Texas Southwestern Medical Center at Dallas	US	91.6	78.2
73	85	Technische Universität München	DE	85.7	78.0
74	79=	Università degli Studi di Milano	IT	80.9	77.9
75=	66=	Aarhus University	DK	82.8	77.7
75=	93=	Ohio State University	US	82.1	77.7
77=	79=	Lund University	SE	81.7	77.6
77=	70	University of Nottingham	GB	83.2	77.6
77=	79=	Université de Montréal	CA	85.0	77.6
77=	82=	University of Minnesota	US	83.0	77.6
81	93=	Fudan University	CN	76.4	77.4
82	99	Vanderbilt University	US	85.0	77.2
83	89	Queen Mary University of London	GB	87.4	76.9
84=	82=	Osaka University	JP	78.1	76.8
84=	74	Chinese University of Hong Kong	HK	79.8	76.8
84=	58	University of Western Australia	AU	80.3	76.8
84=	73	University of Birmingham	GB	85.9	76.8
88	90=	University of Ghent	BE	80.6	76.7
89	87	Trinity College Dublin	IE	80.3	76.6
90=		Sorbonne University	FR	75.1	76.5
90=	86	University of Oslo	NO	83.7	76.5
92	107=	Medizinische Universität Wien	AT	86.4	76.4
93	96=	Universidade de São Paulo	BR	68.4	76.3
94=	101=	University of Lausanne	CH	83.4	76.1
94=	64	University of Otago	NZ	80.8	76.1
96	101=	Università di Bologna	IT	80.6	76.0
97=	113	Radboud University Nijmegen	NL	86.6	75.9
97=	90=	University of Alberta	CA	80.8	75.9
99	101=	Maastricht University	NL	83.8	75.7
100	95	University of Southampton	GB	85.7	75.5

Job Information Service for Global & Bilingual Students

# マイナビ国際派就職

## Mynavi Global Career



### Job Information Website

#### Mynavi Global Career

Mynavi Global Career does not only contain job information but also allows job seekers to apply for jobs and make interviews appointments. You can get the latest information about job fairs/career seminars by Email after you registered. Japanese style resume can be made directly on the website.



Mynavi Global Career top page

### Job Fairs

#### Mynavi Global Career EXPO (in Japan)

Mynavi Global Career EXPO is a job fair specifically designed for global and bilingual students. The EXPO is held twice a year in Japan, in summer (June) and winter (December). At the EXPO, participating companies hold info-sessions and offer interviews.

#### Japan Career Fair (outside Japan)

Japan Career Fair is held out of Japan. This is a job fair for global and bilingual students and you can participate in companies' pre-employment screening right at the job fair.



Mynavi Global Career EXPO in Tokyo Japan Career Fair in Sydney

### Career Support

#### Career Seminars (in/outside Japan)

We offer a variety of career seminars and workshops for those who are interested in working in Japan. The events are held not only in Japan but also in North America, Australia, United Kingdom and throughout Asia. In many cases, they are held in local colleges and universities.

Mynavi Global Career members can get the latest information about these events by Email.



Mynavi Career Seminar & Advisory Session in UK

Anyone qualifying for one of the following criteria are welcome to join:

- 1 Those who are graduates, or expected to graduate, from universities or postgraduate schools outside Japan
- 2 Those who are graduates, or expected to graduate, from universities and have studied or been abroad.
- 3 Those who are graduates, or expected to graduate, from universities and have language skills with more than two languages, each of which is higher than that is required for business use
- 4 Those who wish to stay/work/study abroad

Available for Both PC and Smartphone

<https://global.mynavi.jp/>



Search  
Mynavi Global Career to  
get more information!

Mynavi Global Career

Search

 **マイナビ国際派就職**

Mynavi Global Career Head Office : Mynavi Corporation

6th Floor, Palaceside Building, 1-1-1 Hitotsubashi, Chiyoda-ku, Tokyo 100-0003 Japan

✉ s-global-promo@mynavi.jp ☎ +81-(0)3-6267-4565

Facebook : Mynavi Global Career

Twitter : @mynavi\_global

Instagram : @mynaviglobal



**Agriculture & Forestry**

2019	2018	Institution
1	1	Wageningen University
2	2	University of California, Davis
3	4	Swedish University of Agricultural Sciences
4	10	Agro, ParisTech
5	11	ETH Zurich Swiss Federal Inst of Technology
6	3	Cornell University
7	5	University of California, Berkeley
8	7	University of Wisconsin-Madison
9	6	University of Reading
10	16	China Agricultural University
11	8	Michigan State University
12=	9	Purdue University
12=	17=	University of Copenhagen
14	15	Norwegian University of Life Sciences
15=	34=	Universität Hohenheim
15=	12	University of British Columbia
17	25	University of Queensland
18	13	Iowa State University
19=	19=	Texas A&M University
19=	17=	University of Guelph
21	40=	University of Ghent
22	14	University of Tokyo
23	22=	Oregon State University
24	48	Georg-August-Universität Göttingen
25	47	Nanjing Agricultural University
26	49	Technische Universität München
27=	21	University of Illinois at Urbana-Champaign
27=	42=	Warsaw University of Life Sciences
29	27	North Carolina State University
30	22=	Massey University
31	34=	Seoul National University
32	24	Pennsylvania State University
33=	39	Universität für Bodenkultur Wien
33=	26	University of Florida
35	45	Aarhus University
36	51-100	Sup Agro, Montpellier
37	30=	Ohio State University, Columbus
38	28	University of Melbourne
39	37=	University of Minnesota
40	30=	Kyoto University
41	19=	Australian National University
42	32	University of Western Australia
43	51-100	University of Helsinki
44	29	Washington State University
45=	51-100	Kansas State University
45=	51-100	McGill University
45=	51-100	South China Agricultural University
48	51-100	Università di Bologna
49	36	Universidade de São Paulo
50=	51-100	Tokyo University of Agriculture & Technology
50=	51-100	University of Massachusetts, Amherst
50=	51-100	Zhejiang University

**Anatomy & Physiology**

2019	2018	Institution
1	2	University of Cambridge
2	1	University of Oxford
3	4	Stanford University
4	6	Johns Hopkins University
5	7	UCL University College London
6	3	Columbia University
7	11	University of Copenhagen
8	8=	University of Toronto
9	8=	University of Melbourne
10	5	McGill University
11	12	University of Tokyo
12	51-100	Washington University in St. Louis
13	10	University of Sydney
14	25	University of Pennsylvania
15	14	Australian National University
16	16	King's College London
17=	22	Duke University
17=	17	University of Michigan
19	18=	University of Zurich
20	24	Monash University
21	33	Peking University
22=	13	University of Western Australia
22=	23	University of British Columbia
24	51-100	Kyoto University
25	28	University of Edinburgh
26=	37	National University of Singapore
26=	46=	Uni of Texas Southwestern Medical Center Dallas
28		Sorbonne University
29	31=	Baylor College of Medicine
30=	21	Universitat de Barcelona
30=	43	University of Washington
32	35	McMaster University
33	51-100	National Taiwan University
34	42	Pennsylvania State University
35	51-100	University of Basel
36=	51-100	Keio University
36=	27	Università degli Studi di Padova
38=	51-100	Universität Frankfurt am Main
38=	26	University of California, Davis
40	31=	University of Lausanne
41	15	University of Manchester
42	51-100	University of Geneva
43=	18=	University of Bristol
43=	39	University of Florida
45	45	Northwestern University
46=	38	Ludwig-Maximilians-Universität München
46=	30	University of New South Wales
48	51-100	University of Oslo
49	51-100	University of Virginia
50	51-100	Lund University

## Biological Sciences

2019	2018	Institution
1	1	Harvard University
2	2	MIT Massachusetts Institute of Technology
3	3	University of Cambridge
4	4	University of Oxford
5	5	Stanford University
6	6	University of California, Berkeley
7	12	ETH Zurich Swiss Federal Inst of Technology
8	7=	Yale University
9	9	University of California, Los Angeles
10	11	California Institute of Technology
11	7=	University of California, San Diego
12	16	University of Toronto
13	13	Cornell University
14	20	University of California, San Francisco
15=	15	University of Tokyo
15=	14	UCL University College London
17	19	Imperial College London
18	21	National University of Singapore
19	17	Columbia University
20	18	Princeton University
21	24=	University of Edinburgh
22=	10	Johns Hopkins University
22=	28	Kyoto University
24	27	University of Chicago
25	36	Ludwig-Maximilians-Universität München
26=	33	University of British Columbia
26=	30	University of Copenhagen
28	22	University of Pennsylvania
29=	37	McGill University
29=	23	University of Melbourne
31	31	Karolinska Institute
32	24=	University of Washington
33	43	Ecole Polytechnique Fédérale de Lausanne
34=	40=	Ruprecht-Karls-Universität Heidelberg
34=	26	University of Michigan
36	45=	Tsinghua University
37	34=	University of Queensland
38=	38	Peking University
38=	40=	Washington University in St. Louis
40	32	Duke University
41	51-100	Seoul National University
42	29	University of California, Davis
43	51-100	Nanyang Technological University
44	44	Australian National University
45=	39	New York University
45=	34=	Rockefeller University
45=		Sorbonne University
48=	50=	University of Hong Kong
48=	50=	Uppsala University
50	45=	University of Zurich

## Dentistry

2019	2018	Institution
1	6	Karolinska Institute
2=	4	Academic Centre for Dentistry Amsterdam
2=	2	King's College London
4	1	University of Hong Kong
5	3	University of Michigan
6	10	University of Gothenburg
7	12	Harvard University
8	11	University of Zurich
9	7	University of Bern
10=	5	Tokyo Medical & Dental University
10=	14	University of Washington
12	8	UCL University College London
13	19	University of Birmingham
14=	27=	University of California, San Francisco
14=	13	University of North Carolina, Chapel Hill
16	15=	New York University
17	9	Katholieke Universiteit Leuven
18=	22	University of Manchester
18=	18	University of Pennsylvania
20=	15=	Universidade de São Paulo
20=	20	University of British Columbia
22	29	University of Copenhagen
23	15=	Peking University
24	30	Universidad Complutense de Madrid
25	33=	Malmö University
26	24=	University of California, Los Angeles
27	21	Aarhus University
28	36	Wuhan University
29	26	Seoul National University
30	24=	University of Melbourne
31	32	University of Adelaide
32=	39	Columbia University
32=	38	University of Minnesota
34=	31	Universidade Estadual de Campinas
34=	27=	University of Otago
36	49=	University of Southern California
37	42=	University of Toronto
38=	40=	Newcastle University
38=	23	University of Geneva
40		University at Buffalo SUNY
41	46=	Ludwig-Maximilians-Universität München
42=	37	Uni Estadual Paulista "Júlio de Mesquita Filho"
42=		University of Helsinki
44=		National and Kapodistrian University of Athens
44=	42=	Radboud University Nijmegen
44=		Università di Bologna
47	40=	Boston University
48=	42=	Osaka University
48=	46=	Yonsei University
50		Cardiff University

## Medicine

2019	2018	Institution
1	1	Harvard University
2	2	University of Oxford
3	3	University of Cambridge
4	4	Stanford University
5	5	Johns Hopkins University
6	6	Karolinska Institute
7	7	University of California, Los Angeles
8	8	Yale University
9=	9	MIT Massachusetts Institute of Technology
9=	10	UCL University College London
11	11=	University of California, San Francisco
12	11=	Imperial College London
13	11=	University of Toronto
14	14	Columbia University
15	16	University of Pennsylvania
16	20	Duke University
17	17	University of Melbourne
18	18	University of Sydney
19	21=	McGill University
20=	15	King's College London
20=	19	University of California, San Diego
22	21=	University of Edinburgh
23	31	National University of Singapore
24	27	University of Michigan
25	26	University of Chicago
26	25	University of Tokyo
27=	21=	London School of Hygiene & Tropical Medicine
27=	24	University of Washington
29	34=	University of Hong Kong
30	29=	University of British Columbia
31	42	Seoul National University
32	29=	Monash University
33	51-100	Charité - Universitätsmedizin Berlin
34	39	Erasmus University Rotterdam
35=	41	University of Manchester
35=	34=	University of Amsterdam
35=	38	Washington University in St. Louis
38=	33	New York University
38=	28	University of Copenhagen
40=	32	Cornell University
40=	45	Ruprecht-Karls-Universität Heidelberg
42	46=	Ludwig-Maximilians-Universität München
43=	37	McMaster University
43=	36	University of Pittsburgh
45=	51-100	Kyoto University
45=	46=	Chinese University of Hong Kong
47	51-100	Katholieke Universiteit Leuven
48	40	University of Glasgow
49	50	University of Queensland
50	51-100	National Taiwan University

## Nursing

2019	2018	Institution
1	1	University of Pennsylvania
2	5	King's College London
3	3=	University of Manchester
4	3=	Johns Hopkins University
5	9	University of Southampton
6	13	University of California, San Francisco
7=	2	University of Toronto
7=	8	University of Washington
9	6	Yale University
10	7	University of Technology Sydney
11	14	University of North Carolina, Chapel Hill
12	12	University of Michigan
13	20=	Duke University
14	11	Karolinska Institute
15=	19	McMaster University
15=	15	University of Sydney
17	18	Monash University
18	16	University of Pittsburgh
19	10	National University of Singapore
20	33=	Columbia University
21=	37	McGill University
21=	39	University of Queensland
23	17	University of Alberta
24	23	University of California, Los Angeles
25	30	University of Edinburgh
26	29	Chinese University of Hong Kong
27	28	University of Nottingham
28	24	Deakin University
29	22	National Taiwan University
30	32	New York University
31	35	Hong Kong Polytechnic University
32	41=	Griffith University
33	51-100	Emory University
34	51-100	Seoul National University
35	36	Queensland University of Technology
36	41=	University of Auckland
37	27	University of Melbourne
38	20=	University of British Columbia
39	46	University of Illinois, Chicago
40	25=	Pennsylvania State University
41	25=	Trinity College Dublin
42	38	University of Adelaide
43	48	University of Hong Kong
44	31	University College Dublin
45	51-100	Western University
46	33=	University of Ulster
47	51-100	University of Newcastle
48	51-100	University of Gothenburg
49	44=	Lund University
50=	51-100	Aarhus University
50=	51-100	Ohio State University, Columbus



## Pharmacy & Pharmacology


2019	2018	Institution
1	4	University of Oxford
2	1	Harvard University
3	2	Monash University
4	15	University of Toronto
5	5	University of California, San Francisco
6	3	University of Cambridge
7	7	UCL University College London
8	6	University of Nottingham
9	11	Johns Hopkins University
10	21	University of North Carolina, Chapel Hill
11	16	University of Manchester
12	12=	University of California, San Diego
13	8	National University of Singapore
14	9	King's College London
15=	10	Karolinska Institute
15=	14	Yale University
17=	25=	ETH Zurich Swiss Federal Inst of Technology
17=	24	Leiden University
19	18	University of Sydney
20=	12=	University of Tokyo
20=	29=	University of British Columbia
20=	19	University of Michigan
23	32=	University of Washington
24	34	McGill University
25	23	University of Copenhagen
26	20	Seoul National University
27	31	University of Geneva
28	17	Imperial College London
29	37	Utrecht University
30	51-100	University of Auckland
31	25=	University of Queensland
32	29=	Peking University
33	51-100	Fudan University
34	46	Università degli Studi di Milano
35=	28	Katholieke Universiteit Leuven
35=	40	Ludwig-Maximilians-Universität München
37	22	Purdue University
38	35	Kyoto University
39	38	University of Illinois, Chicago
40	43	Duke University
41=	41	University of Melbourne
41=	32=	University of Minnesota
43	51-100	University of Pittsburgh
44	51-100	University of Bristol
45=	51-100	University of Utah
45=	27	Uppsala University
47	51-100	Ruprecht-Karls-Universität Heidelberg
48	51-100	Universität Frankfurt am Main
49	36	Chinese University of Hong Kong
50=	51-100	Trinity College Dublin
50=	47=	University of Alberta

## Psychology

2019	2018	Institution
1	1	Harvard University
2	2	Stanford University
3	3=	University of Oxford
4	3=	University of Cambridge
5	7=	University of California, Los Angeles
6	5	University of California, Berkeley
7	7=	Yale University
8	9	MIT Massachusetts Institute of Technology
9	10	University of Michigan
10	6	UCL University College London
11	11	New York University
12	16	Princeton University
13	12	Columbia University
14	13=	University of Pennsylvania
15	18=	University of Chicago
16=	17	University of Amsterdam
16=	13=	University of British Columbia
18=	15	University of Melbourne
18=	18=	University of Toronto
20	22	Northwestern University
21	20	University of New South Wales
22	21	King's College London
23	27	University of Queensland
24=	29=	Katholieke Universiteit Leuven
24=	23	McGill University
26	25	University of Sydney
27	36=	University of Hong Kong
28=	31	Duke University
28=	26	University of California, San Diego
28=	24	University of Edinburgh
28=	28	University of Illinois at Urbana-Champaign
32	35	London School of Economics & Political Science
33	51-100	National University of Singapore
34	32	University of Exeter
35	47=	Carnegie Mellon University
36=	49	University of Minnesota
36=	29=	University of Texas at Austin
38	44	Australian National University
39	33	University of Wisconsin-Madison
40=	51-100	Michigan State University
40=	51-100	Nanyang Technological University
42	51-100	University of Western Australia
43	45	Cornell University
44=	51-100	University of Warwick
44=	50	University of Virginia
46=	51-100	Radboud University Nijmegen
46=	47=	University of Manchester
48=	38	Monash University
48=	51-100	Utrecht University
50=	46	Pennsylvania State University
50=	36=	University of Auckland

## Veterinary Science

2019	2018	Institution
1	3	Royal Veterinary College Uni of London
2	1	University of California, Davis
3	5	Utrecht University
4	4	University of Cambridge
5	2	Cornell University
6	8	University of Edinburgh
7	7	University of Guelph
8	16	Ohio State University, Columbus
9=	11=	University of Sydney
9=	9	University of Liverpool
11	11=	Michigan State University
12	14	University of Glasgow
13=	17	University of Ghent
13=	22	University of Minnesota
15=	19	University of Copenhagen
15=	13	Wageningen University
17	15	University of Melbourne
18	6	University of Pennsylvania
19	20	University of Bristol
20	10	Texas A&M University
21	28	Vetsuisse Faculty Bern and Zurich
22	21	Swedish University of Agricultural Sciences
23	18	Colorado State University
24	40	Iowa State University
25	25	Ludwig-Maximilians-Universität München
26=	27	North Carolina State University
26=	24	University College Dublin
26=	30	University of Wisconsin-Madison
29	23	Massey University
30	31	Universitat Autònoma de Barcelona
31	33=	University of Veterinary Medicine Vienna
32	32	Purdue University
33	38=	University of Queensland
34	33=	Universidad Complutense de Madrid
35	26	Freie Universität Berlin
36	29	University of Nottingham
37	36	University of Illinois at Urbana-Champaign
38	41	Washington State University
39	35	University of Florida
40	44	Tufts University
41	45=	Virginia Polytechnic Institute
42	37	University of Georgia
43=		University of Adelaide
43=	42	University of Tokyo
43=		University of Pretoria
46	49=	Université de Montréal
47	48	University of Calgary
48	49=	Università degli Studi di Milano
49		University of Helsinki
50	45=	University of Liege




**in conversation**
  
 Lithuania

**KAUNAS**  
**LITHUANIA**  
 14-15 OCTOBER 2019

Enhancing Visibility through International Cooperation:  
 Mobility, Recognition, Branding

Register now at  
[www.qsinconversation.com](http://www.qsinconversation.com)

Organising Partners :



## Top 100 Universities - Natural Sciences

2019	2018	Institution	Location	Citations	Score
1	1	MIT Massachusetts Institute of Technology	US	96.5	98.1
2	3	Stanford University	US	99.0	96.9
3	5	Harvard University	US	97.7	96.8
4	2	University of Cambridge	GB	93.6	95.9
5	4	University of Oxford	GB	94.5	95.2
6=	7	ETH Zurich Swiss Federal Institute of Tech	CH	93.9	95.1
6=	6	University of California, Berkeley	US	97.5	95.1
8	9	California Institute of Technology	US	94.5	94.2
9	8	University of Tokyo	JP	88.0	92.4
10	10	Imperial College London	GB	91.1	91.6
11	11	Princeton University	US	96.0	91.5
12	12	National University of Singapore	SG	94.9	90.5
13	13	Ecole Polytechnique Fédérale de Lausanne	CH	94.9	90.4
14	14	Peking University	CN	90.3	90.0
15	17	University of California, Los Angeles	US	95.0	89.9
16	15	Kyoto University	JP	86.5	89.4
17=	19	Nanyang Technological University	SG	95.8	88.5
17=	23	University of Toronto	CA	92.4	88.5
19	16	Tsinghua University	CN	86.2	88.4
20	20=	University of Chicago	US	97.1	88.0
21=	18	Lomonosov Moscow State University	RU	72.1	87.5
21=	25	Yale University	US	97.3	87.5
23	28=	Columbia University	US	95.6	86.6
24	20=	Technische Universität München	DE	88.8	86.4
25	32	Cornell University	US	92.6	86.2
26	42	University of British Columbia	CA	89.1	85.4
27	20=	Seoul National University	KR	88.4	85.3
28	54=	University of California, Santa Barbara	US	100.0	84.5
29=	31	National Taiwan University	TW	87.0	84.3
29=	24	Tokyo Institute of Technology	JP	82.4	84.3
31=	61=	McGill University	CA	88.4	84.1
31=	26	University of Hong Kong	HK	92.8	84.1
33	28=	Australian National University	AU	90.2	84.0
34	33=	Ludwig-Maximilians-Universität München	DE	93.0	83.9
35	59=	University of Texas at Austin	US	93.3	83.7
36	39	Fudan University	CN	92.4	83.6
37	27	Ecole Polytechnique	FR	86.2	83.5
38	28=	University of Melbourne	AU	89.3	83.4
39	50=	Northwestern University	US	97.8	83.3
40=	58	University of Illinois at Urbana-Champaign	US	91.5	83.2
40=	52	University of Michigan	US	90.0	83.2
42=	48=	Hong Kong University of Science & Tech	HK	92.5	83.1
42=	63=	University of California, San Diego	US	92.4	83.1
44	54=	University of Science & Technology of China	CN	90.2	83.0
45	44	University of Washington	US	94.8	82.9
46=		Sorbonne University	FR	81.7	82.8
46=	35	Tohoku University	JP	83.2	82.8
48=	37=	KIT, Karlsruhe Institut für Technologie	DE	89.4	82.7
48=		Université PSL Paris Sciences & Lettres	FR	80.4	82.7
50	33=	University of Edinburgh	GB	92.3	82.6
51=	37=	Osaka University	JP	82.5	82.5



2019	2018	Institution	Location	Citations	Score
51=	36	Rheinisch-Westfälische Tech Hochschule Aachen	DE	89.3	82.5
53	53	University of Wisconsin-Madison	US	93.4	82.4
54	43	University of Sydney	AU	87.5	82.1
55	46	Ruprecht-Karls-Universität Heidelberg	DE	92.4	81.9
56	69	Shanghai Jiao Tong University	CN	83.3	81.8
57	50=	Sapienza - Università di Roma	IT	83.2	81.7
58	65	Georgia Institute of Technology	US	90.5	81.6
59	45	Nagoya University	JP	85.0	81.5
60=	40=	Korea Advanced Institute of Science & Tech	KR	88.8	81.3
60=	40=	University of Manchester	GB	88.8	81.3
62	61=	Nanjing University	CN	89.8	81.1
63=	47	UCL University College London	GB	88.5	80.7
63=	91=	University of Maryland, College Park	US	93.6	80.7
65	76	University of Pennsylvania	US	93.1	80.5
66=	91=	University of Colorado at Boulder	US	93.1	80.3
66=	86=	Zhejiang University	CN	86.3	80.3
68=	71=	Humboldt-Universität zu Berlin	DE	88.6	80.0
68=	63=	Novosibirsk State University	RU	75.4	80.0
68=	71=	University of New South Wales	AU	86.6	80.0
71	109=	Universidade de São Paulo	BR	77.8	79.9
72	54=	University of Bristol	GB	91.7	79.8
73=	83=	Carnegie Mellon University	US	91.8	79.7
73=	71=	Delft University of Technology	NL	84.0	79.7
73=	66	Korea University	KR	88.8	79.7
73=	91=	Pennsylvania State University	US	90.4	79.7
77	67	University of Queensland	AU	89.4	79.5
78	54=	Universidad Autónoma de Madrid	ES	92.1	79.4
79=	77=	Technische Universität Berlin	DE	85.9	79.2
79=	70	Universitat de Barcelona	ES	90.8	79.2
79=	68	University of Copenhagen	DK	90.6	79.2
82=	59=	Durham University	GB	94.4	79.1
82=	85	Purdue University	US	88.6	79.1
84=	95=	Università degli Studi di Padova	IT	85.0	79.0
84=	116=	University of Waterloo	CA	88.4	79.0
86=	74	Monash University	AU	89.4	78.9
86=	80	National Tsing Hua University	TW	88.2	78.9
88=	91=	Duke University	US	91.9	78.7
88=	81=	Johns Hopkins University	US	88.8	78.7
90	89=	KTH, Royal Institute of Technology	SE	83.2	78.4
91=	116=	Texas A&M University	US	87.8	78.3
91=	75	University of Warwick	GB	88.5	78.3
91=	101=	Universität Hamburg	DE	89.2	78.3
94	122=	University of California, Davis	US	90.6	78.2
95=	101=	Stockholm University	SE	94.3	78.1
95=	77=	Università di Bologna	IT	84.0	78.1
97=	124=	Université Paris-Sud II	FR	90.0	77.9
97=	83=	University of Zurich	CH	95.8	77.9
99	118=	New York University	US	89.1	77.8
100=	79	Sungkyunkwan University	KR	89.3	77.7
100=	118=	Chinese University of Hong Kong	HK	86.3	77.7



Discover and Compare Programs with the Course Matching Tool



Check out the latest QS World University Rankings



Prepare for Admissions Tests and Applications with QS LEAP



Sign up to Meet with the World's Leading Universities at QS Events in a city near you



**Chemistry**

2019	2018	Institution
1	1	MIT Massachusetts Institute of Technology
2	3	University of California, Berkeley
3=	5	Harvard University
3=	2	University of Cambridge
5	4	Stanford University
6	6	University of Oxford
7	7	National University of Singapore
8	12	ETH Zurich Swiss Federal Inst of Technology
9	11	Nanyang Technological University
10	15	Northwestern University
11=	9	California Institute of Technology
11=	13	Imperial College London
11=	8	University of Tokyo
11=	10	University of California, Los Angeles
15	18	Ecole Polytechnique Fédérale de Lausanne
16	16	Kyoto University
17	21	University of Toronto
18=	14	Peking University
18=	17	Tsinghua University
20	19	Seoul National University
21	22	Yale University
22	23	Hong Kong University of Science & Technology
23=	20	Korea Advanced Inst of Science & Technology
23=	25	University of Texas at Austin
25	24	Princeton University
26	30	Georgia Institute of Technology
27	32	Technische Universität München
28	26	Fudan University
29	31	Tokyo Institute of Technology
30=	41=	UCL University College London
30=	35	University of Michigan
32	27=	University of Manchester
33	29	Osaka University
34	27=	University of Hong Kong
35=	36	Monash University
35=	51-100	Zhejiang University
37	33=	University of Melbourne
38	38=	McGill University
39	51-100	Ludwig-Maximilians-Universität München
40	38=	University of Chicago
41=	47=	University of British Columbia
41=	40	University of Illinois at Urbana-Champaign
41=	49=	University of Science and Technology of China
44=	44	Columbia University
44=	45=	Rheinisch-Westfälische Tech Hochschule Aachen
44=	49=	University of North Carolina, Chapel Hill
44=	51-100	University of Wisconsin-Madison
48	33=	National Taiwan University
49=	51-100	Delft University of Technology
49=	45=	University of California, San Diego
49=	41=	University of Pennsylvania

**Earth & Marine Sciences**

2019	2018	Institution
1	1	ETH Zurich Swiss Federal Inst of Technology
2	3	MIT Massachusetts Institute of Technology
3	2	Harvard University
4	6	University of Cambridge
5	5	University of Oxford
6	4	University of California, Berkeley
7	8	Stanford University
8	7	California Institute of Technology
9	9	Australian National University
10	10=	Columbia University
11	10=	University of Washington
12=	15	University of British Columbia
12=	17=	Yale University
14	13	University of Tokyo
15	16	University of Bristol
16	19	Princeton University
17=	12	University of California, Los Angeles
17=	24	University of Edinburgh
17=	20	Utrecht University
20=	23	Imperial College London
20=	14	University of Leeds
22	17=	University of Toronto
23	21=	University of California, San Diego
24	21=	University of Texas at Austin
25	26	University of Colorado at Boulder
26	35	McGill University
27=	28	Peking University
27=	34	UCL University College London
29=	29=	University of Melbourne
29=	27	University of Arizona
31	32=	Pennsylvania State University
32	29=	Durham University
33=	45=	University of New South Wales
33=	39	University of Oslo
35	42=	Curtin University
36	29=	University of California, Davis
37=	51-100	Oregon State University
37=	32=	University of Western Australia
37=	38	University of Bergen
40	51-100	University of Queensland
41	25	University of Hong Kong
42	42=	University of Tasmania
43	48	University of Michigan
44=	40=	Delft University of Technology
44=	49=	University of Wisconsin-Madison
46=	51-100	University of Alberta
46=	36=	University of Southampton
48	36=	Colorado School of Mines
49=	44	University of California, Santa Barbara
49=	47	University of Copenhagen



**Environmental Sciences**

2019	2018	Institution
1	2	Stanford University
2	3	MIT Massachusetts Institute of Technology
3	6	ETH Zurich Swiss Federal Inst of Technology
4	1	University of California, Berkeley
5	4	Harvard University
6	5	University of Oxford
7	8	Wageningen University
8	7	University of Cambridge
9	9	Imperial College London
10	10	National University of Singapore
11=	12	University of Queensland
11=	11	University of British Columbia
13	24=	Tsinghua University
14	18	Nanyang Technological University
15	13	University of California, Davis
16=	19=	California Institute of Technology
16=	14=	Delft University of Technology
16=	17	Yale University
19=	14=	University of New South Wales
19=	16	University of California, Los Angeles
21	26	Peking University
22	21	Australian National University
23	19=	Cornell University
24	37=	Columbia University
25	28	Princeton University
26=	37=	Ecole Polytechnique Fédérale de Lausanne
26=	29=	McGill University
26=	22=	University of Washington
29	22=	University of Melbourne
30=	33=	Stockholm University
30=	33=	University of Wisconsin-Madison
32	51-100	University of Edinburgh
33=	24=	University of Tokyo
33=	47=	University of Exeter
35	27	University of Michigan
36	29=	Duke University
37=	47=	UCL University College London
37=	33=	University of Toronto
39=	40=	University of East Anglia
39=	46	Utrecht University
41=	33=	Lund University
41=	43=	University of Leeds
43=	50=	University of Copenhagen
43=	32	University of Texas at Austin
45=	39	Technical University of Denmark
45=	51-100	University of Colorado at Boulder
47	51-100	Uppsala University
48=	40=	Georgia Institute of Technology
48=	43=	Pennsylvania State University
48=	31	Seoul National University

**Geography**

2019	2018	Institution
1	1	University of Oxford
2	2	London Sch of Economics & Political Science
3	3	University of Cambridge
4	5	University of California, Berkeley
5	4	University of British Columbia
6	7	University of California, Los Angeles
7	8	UCL University College London
8	10	National University of Singapore
9	6	Durham University
10	12	Australian National University
11	9	University of Toronto
12	23	University of Hong Kong
13	19	University of Tokyo
14	13	University of Edinburgh
15	18	University of Melbourne
16	20=	Peking University
17	24	University of Sydney
18	11	University of Exeter
19	14	University of Amsterdam
20	38	Chinese University of Hong Kong
21	15	University of Wisconsin-Madison
22	28	Humboldt-Universität zu Berlin
23=	26=	King's College London
23=	35=	Ohio State University, Columbus
25	17	University of Manchester
26	20=	University of Washington
27	31	University of Minnesota
28	29	University of Auckland
29	16	Lund University
30	26=	Sch of Oriental & African Studies, Uni London
31	30	Utrecht University
32	33	McGill University
33	39	Monash University
34	35=	Katholieke Universiteit Leuven
35	43	Université Paris I Panthéon-Sorbonne
36	20=	University of Leeds
37	34	University of Queensland
38=	51-100	Freie Universität Berlin
38=	51-100	Kyoto University
38=	51-100	Seoul National University
41	32	University of Glasgow
42	51-100	Universidade de São Paulo
43	37	University of Sheffield
44	25	University of Bristol
45	51-100	Tsinghua University
46	40	Stockholm University
47	44	Pennsylvania State University
48=	51-100	National Taiwan University
48=	45	University of Chicago
50	51-100	Universidad Nacional Autónoma de México

**Materials Science**

2019	2018	Institution
1	1	MIT Massachusetts Institute of Technology
2	2	Stanford University
3	3	Nanyang Technological University
4	6	University of Cambridge
5	4	University of California, Berkeley
6	10	Ecole Polytechnique Fédérale de Lausanne
7=	5	Harvard University
7=	7	University of Oxford
9	11=	Imperial College London
10	11=	Northwestern University
11	8	National University of Singapore
12	9	Tsinghua University
13	13=	Georgia Institute of Technology
14	15=	ETH Zurich Swiss Federal Institute of Technology
15	24	Delft University of Technology
16	17	California Institute of Technology
17	13=	Korea Advanced Inst of Science & Technology
18=	15=	University of Tokyo
18=	20	University of Illinois at Urbana-Champaign
20	19	Seoul National University
21	18	Peking University
22	28	Rheinisch-Westfälische Tech Hochschule Aachen
23=	22	Hong Kong University of Science & Technology
23=	21	University of California, Los Angeles
25	25=	Shanghai Jiao Tong University
26=	44	KTH, Royal Institute of Technology
26=	25=	University of Texas at Austin
28	30	Fudan University
29	33	Cornell University
30	31=	Carnegie Mellon University
31	42=	Sungkyunkwan University
32	31=	University of Manchester
33=	36	Pennsylvania State University
33=	34	University of Michigan
35	38	University of New South Wales
36=	42=	University of Pennsylvania
36=	51-100	Zhejiang University
38	29	Kyoto University
39=	46	McGill University
39=	51-100	Technische Universität München
39=	39	University of California, Santa Barbara
42	48=	Monash University
43	23	Tohoku University
44	27	Tokyo Institute of Technology
45=	50	Katholieke Universiteit Leuven
45=	35	Pohang University of Science & Technology
47	51-100	KIT Karlsruher Institut für Technologie
48	51-100	University of Toronto
49	41	University of Science & Technology of China
50	51-100	Technische Universität Dresden

**Mathematics**

2019	2018	Institution
1	1	MIT Massachusetts Institute of Technology
2	2	Harvard University
3	3	Stanford University
4	6	Princeton University
5	5	University of Cambridge
6	4	University of Oxford
7	7	University of California, Berkeley
8	8	ETH Zurich Swiss Federal Inst of Technology
9	9	University of California, Los Angeles
10	11	New York University
11	10	Imperial College London
12	14	Columbia University
13	13	National University of Singapore
14	12	California Institute of Technology
15	19	University of Toronto
16	21	University of Michigan
17	18	University of Chicago
18	15	Yale University
19	24	Ecole Polytechnique Fédérale de Lausanne
20=		Université PSL Paris Sciences & Lettres
20=	20	Peking University
20=	17	University of Tokyo
20=	33=	University of Warwick
24	16	Carnegie Mellon University
25	26	Tsinghua University
26=	27	University of British Columbia
26=	29=	University of Texas at Austin
28	29=	Chinese University of Hong Kong
29	31	Ecole Polytechnique
30	23	Georgia Institute of Technology
31	22	Australian National University
32=		Sorbonne University
32=	25	University of Pennsylvania
34=	37	Cornell University
34=	38	Lomonosov Moscow State University
36=	32	Kyoto University
36=	41	Hong Kong University of Science & Technology
38	44	University of New South Wales
39	35	University of California, San Diego
40	40	Brown University
41	36	University of Melbourne
42	51-100	Shanghai Jiao Tong University
43	39	University of Waterloo
44	51-100	KTH, Royal Institute of Technology
45=	50=	Technische Universität München
45=	28	University of Hong Kong
47=	51-100	Seoul National University
47=	51-100	University of Edinburgh
49	49	University of Wisconsin-Madison
50	42	Rheinische Friedrich-Wilhelms-Universität Bonn



Welcome  
**NEW**  
Students!

Create your account today and  
make your preparation easier  
and your experience  
more fun!

# Study English at Big Universities

like UCLA, Columbia, the University of Pennsylvania and many others!

With  ApplyESL.com you receive the following:

- + More than 250 institutions available in the United States, the United Kingdom and Canada including well-known university-governed English programs and excellent private language schools
- + Choose from a wide variety of courses from part-time study to university preparation
- + Study abroad tips, important processing hints all translated in your language
- + Easy-to-complete online applications in 16 languages sent directly to your chosen school
- + 'Real-student' commentary, program reviews, school videos and application rankings
- + NO agent costs, web usage or other processing fees!
- + ApplyESL.com advisors always available to help you



For more details go to [www.ApplyESL.com](http://www.ApplyESL.com)  [facebook.com/ApplyESL](https://facebook.com/ApplyESL) [follow us on](#)  [twitter](#)



## Physics & Astronomy

2019	2018	Institution
1	1	MIT Massachusetts Institute of Technology
2	2	Harvard University
3	3	Stanford University
4	4	University of Cambridge
5	5	University of California, Berkeley
6	6	University of Oxford
7	7	California Institute of Technology
8	8	Princeton University
9	10	ETH Zurich Swiss Federal Inst of Technology
10	9	University of Tokyo
11	11	Imperial College London
12	13	Ecole Polytechnique Fédérale de Lausanne
13	12	University of California, Los Angeles
14	14	Columbia University
15	15	Yale University
16	21	Technische Universität München
17	16	University of Chicago
18	19=	Tsinghua University
19	18	Peking University
20	22	Ludwig-Maximilians-Universität München
21	23=	University of Toronto
22	19=	Cornell University
23	27=	University of Illinois at Urbana-Champaign
24	17	Kyoto University
25	25	National University of Singapore
26	27=	Lomonosov Moscow State University
27	23=	University of California, Santa Barbara
28=	38	Nanyang Technological University
28=	32	Ruprecht-Karls-Universität Heidelberg
30	41=	University of Maryland, College Park
31	35=	KIT Karlsruher Institut für Technologie
32=	29	Ecole Polytechnique
32=	40	University of Michigan
34=	39	Sapienza - Università di Roma
34=	31	Seoul National University
36=	26	Tokyo Institute of Technology
36=	33	UCL University College London
38	43	University of British Columbia
39	41=	University of Texas at Austin
40	51-100	McGill University
41	35=	Tohoku University
42	44	Australian National University
43	51-100	Rheinisch-Westfälische Tech Hochschule Aachen
44	30	University of Manchester
45	37	Osaka University
46		Université PSL Paris Sciences & Lettres
47=	45=	Carnegie Mellon University
47=	45=	University of Edinburgh
49=	49=	Delft University of Technology
49=		Sorbonne University



**JOURNEY TO GLOBAL PROMINENCE:**  
Harmony of Human Heritage and Advanced Technology



[www.qsworldwide.org](http://www.qsworldwide.org)

Organising Partner



## Top 100 Universities - Social Sciences & Management

2019	2018	Institution	Location	Citations	Score
1	1	Harvard University	US	95.9	98.1
2	2	London Sch of Economics & Political Science	GB	91.0	94.6
3	5=	Stanford University	US	97.8	94.4
4	3	University of Oxford	GB	89.1	94.0
5	5=	MIT Massachusetts Institute of Technology	US	100.0	93.8
6	4	University of Cambridge	GB	86.8	93.1
7	9	University of California, Berkeley	US	96.8	91.5
8	11=	Yale University	US	94.9	89.8
9	7	National University of Singapore	SG	85.8	89.1
10=	21=	University of California, Los Angeles	US	93.1	88.0
10=	16=	University of Pennsylvania	US	92.2	88.0
12	18	Columbia University	US	90.9	87.8
13	19	University of Chicago	US	95.3	87.6
14	27=	Princeton University	US	98.1	87.2
15	13	University of Tokyo	JP	79.0	87.0
16	11=	Università Commerciale Luigi Bocconi	IT	89.1	86.9
17	27=	New York University	US	90.0	86.7
18	10	University of Hong Kong	HK	83.6	86.1
19	29	Nanyang Technological University	SG	89.0	85.1
20	8	University of Melbourne	AU	83.6	84.9
21	34=	University of Toronto	CA	86.5	84.4
22	41	Northwestern University	US	96.0	84.0
23	14=	Australian National University	AU	82.7	83.6
24	26	Peking University	CN	84.5	83.5
25	38	University of Michigan	US	90.7	83.4
26	24	Hong Kong University of Science & Technology	HK	91.4	83.2
27	14=	University of Sydney	AU	82.7	82.9
28	20	London Business School	GB	79.5	82.7
29	44	University of British Columbia	CA	89.2	82.6
30=	25	Chinese University of Hong Kong	HK	83.2	82.4
30=	16=	University of New South Wales	AU	84.0	82.4
32=	34=	INSEAD	FR/SG	71.9	81.6
32=	21=	Monash University	AU	83.4	81.6
34	30	UCL University College London	GB	87.7	81.4
35	39=	Tsinghua University	CN	86.1	81.3
36	21=	Seoul National University	KR	83.0	81.1
37	60=	McGill University	CA	84.5	80.3
38	55	Cornell University	US	89.9	80.1
39=	37	National Taiwan University	TW	83.1	79.9
39=	34=	University of Warwick	GB	85.9	79.9
41	52	University of Amsterdam	NL	88.5	79.7
42=	56=	Duke University	US	93.0	79.6
42=	45=	Kyoto University	JP	76.3	79.6
44	51	Erasmus University Rotterdam	NL	87.2	78.9
45	66	ETH Zurich Swiss Federal Institute of Tech	CH	91.8	78.6
46=	63=	Pontificia Universidad Católica de Chile	CL	77.1	78.5
46=	39=	University of Manchester	GB	86.3	78.5
48=	31	University of Queensland	AU	87.1	78.4
48=	78=	University of Texas at Austin	US	90.3	78.4
50	49=	Imperial College London	GB	92.6	77.7
51=	53	Fudan University	CN	87.0	77.6

2019	2018	Institution	Location	Citations	Score
51=	32	Korea University	KR	83.2	77.6
53=	33	University of Auckland	NZ	83.4	77.5
53=	65	Universidad Nacional Autónoma de México	MX	70.5	77.5
55=	56=	HEC Paris	FR	71.6	77.4
55=	75=	Universität Mannheim	DE	89.2	77.4
55=	45=	Universiti Malaya	MY	78.1	77.4
55=	86=	University of Zurich	CH	87.9	77.4
59	43	City University of Hong Kong	HK	85.2	77.3
60	56=	Katholieke Universiteit Leuven	BE	86.6	77.2
61=	83=	Université Paris I Panthéon-Sorbonne	FR	71.8	77.1
61=	47	University of Edinburgh	GB	83.8	77.1
63	49=	Copenhagen Business School	DK	88.0	77.0
64	54	King's College London	GB	85.1	76.8
65	71=	Humboldt-Universität zu Berlin	DE	85.0	76.7
66=	59	Shanghai Jiao Tong University	CN	86.3	76.5
66=	60=	Waseda University	JP	63.7	76.5
68	60=	Lomonosov Moscow State University	RU	58.5	76.4
69=	67	Sciences Po Paris	FR	77.2	76.3
69=	48	Hong Kong Polytechnic University	HK	88.3	76.3
69=	107=	Universidade de São Paulo	BR	72.2	76.3
72	81=	University of Wisconsin-Madison	US	90.5	76.0
73	70	Università di Bologna	IT	80.5	75.9
74	71=	Hitotsubashi University	JP	66.9	75.7
75=	73=	National Research Uni - Higher Sch of Economics	RU	68.7	75.6
75=	42	Yonsei University	KR	81.5	75.6
77	86=	University of St Gallen	CH	85.7	75.3
78	85	Freie Universität Berlin	DE	83.9	75.0
79	77	Singapore Management University	SG	78.2	74.9
80=	97	Ludwig-Maximilians-Universität München	DE	88.4	74.8
80=	119	Pennsylvania State University	US	87.0	74.8
82	94=	Keio University	JP	61.7	74.6
83	105=	Boston University	US	88.2	74.5
84=	130=	Michigan State University	US	87.9	74.3
84=	154=	Renmin (People's) University of China	CN	79.0	74.3
84=	128=	Western University	CA	92.4	74.3
87=	105=	Universidad de Chile	CL	76.1	74.1
87=	156=	University of Southern California	US	89.2	74.1
89=	113=	Trinity College Dublin	IE	80.1	74.0
89=	137	University of California, San Diego	US	94.5	74.0
89=	113=	University of North Carolina, Chapel Hill	US	89.8	74.0
92	94=	University of Copenhagen	DK	83.3	73.9
93	93	Stockholm School of Economics	SE	72.0	73.7
94=	116=	Georgetown University	US	85.1	73.6
94=	122=	Université Catholique de Louvain	BE	84.2	73.6
96	99=	Politecnico di Milano	IT	82.3	73.4
97=	81=	Universitat Pompeu Fabra	ES	83.6	73.3
97=	130=	University of Washington	US	89.1	73.3
99=	125=	Carnegie Mellon University	US	89.4	73.2
99=	80	Sungkyunkwan University	KR	81.2	73.2



Bocconi

WANT TO BECOME  
A GAME CHANGER?



## DISCOVER BOCCONI UNIVERSITY, MILAN

Ranked 16th worldwide by QS in Social Sciences and Management.

Bachelor and Master of Science programs in Economics, Management, Finance, Data Science and Political Science.



[www.unibocconi.eu](http://www.unibocconi.eu)

**Bocconi. Knowledge** that matters.

## Accounting & Finance

2019	2018	Institution
1	1	Harvard University
2	2	MIT Massachusetts Institute of Technology
3	3	Stanford University
4	4	University of Oxford
5	5	London Sch of Economics & Political Science
6	7	University of Chicago
7	6	University of Pennsylvania
8	8	University of Cambridge
9	9	University of California, Berkeley
10	13	Columbia University
11	14	London Business School
12	12	New York University
13	15	Yale University
14	17	National University of Singapore
15	10=	University of New South Wales
16	10=	University of Melbourne
17	36	HEC Paris
18=	16	Hong Kong University of Science & Technology
18=	29=	Università Commerciale Luigi Bocconi
20	19	University of California, Los Angeles
21	20	University of Manchester
22=	22	Princeton University
22=	18	University of Sydney
24	24=	Peking University
25	24=	University of Toronto
26	31	University of Michigan
27=	26	Nanyang Technological University
27=	34=	Tsinghua University
29	28	University of Hong Kong
30	34=	Northwestern University
31	39	Imperial College London
32	21	Chinese University of Hong Kong
33	23	Monash University
34	42	INSEAD
35	29=	Cornell University
36	32=	University of Warwick
37	43	Duke University
38	37	University of Texas at Austin
39=	27	Australian National University
39=	32=	University of British Columbia
41	50=	Shanghai Jiao Tong University
42	40	University of Tokyo
43	38	University of Queensland
44	44	Seoul National University
45	46	Korea University
46		Université PSL Paris Sciences & Lettres
47	51-100	ETH Zurich Swiss Federal Inst of Technology
48	51-100	Erasmus University Rotterdam
49	51-100	University of Edinburgh
50	51-100	Fudan University

## Anthropology

2019	2018	Institution
1	2	University of Oxford
2	1	University of Cambridge
3	3	Harvard University
4	5	University of California, Berkeley
5	10	UCL University College London
6	11	University of Michigan
7	7	Australian National University
8	6	University of Chicago
9	4	London Sch of Economics & Political Science
10	13	Columbia University
11	15	Yale University
12	8	University of Toronto
13	12	University of California, Los Angeles
14	18=	University of Manchester
15	9	Stanford University
16	16	Sch of Oriental & African Studies Uni of London
17	14	University of Amsterdam
18	17	University of Copenhagen
19	23	University of Melbourne
20	21=	National University of Singapore
21	18=	Princeton University
22	20	New York University
23	21=	University of Edinburgh
24	29	Durham University
25	32=	University of Oslo
26	28	University of Sydney
27=	30	Duke University
27=	25	University of Tokyo
29	27	University of British Columbia
30	39	Leiden University
31=	44	Humboldt-Universität zu Berlin
31=	40	McGill University
33	37	Freie Universität Berlin
34	35=	University of Texas at Austin
35	26	Cornell University
36	51-100	Eberhard Karls Universität Tübingen
37	24	University of Pennsylvania
38	49	University of North Carolina, Chapel Hill
39	34	Kyoto University
40	31	University of Wisconsin-Madison
41	42	Goldsmiths, University of London
42	35=	Aarhus University
43	51-100	University of Queensland
44	32=	Universidad Nacional Autónoma de México
45	51-100	University of Arizona
46=	51-100	Arizona State University
46=	51-100	Brown University
48	43	University of Helsinki
49	41	University of Auckland
50	45	Indiana University Bloomington

## Business & Management Studies

2019	2018	Institution
1	1	Harvard University
2	2	INSEAD
3	3	London Business School
4	4	MIT Massachusetts Institute of Technology
5	5	University of Pennsylvania
6	6	Stanford University
7	7	University of Cambridge
8=	9	London Sch of Economics & Political Science
8=	10	Università Commerciale Luigi Bocconi
10	8	University of Oxford
11	12	HEC Paris
12	11	University of California, Berkeley
13=	15	National University of Singapore
13=	13	Northwestern University
15	17	Copenhagen Business School
16	16	Hong Kong University of Science & Technology
17	20	University of Chicago
18	18=	Columbia University
19	24=	University of Warwick
20	14	University of Melbourne
21	30	Erasmus University Rotterdam
22=	23	New York University
22=	24=	University of Michigan
24	21	Yale University
25	27	ESADE Business School Universitat Ramon Llull
26	22	University of New South Wales
27=	40	Nanyang Technological University
27=	26	University of Hong Kong
29	18=	University of California, Los Angeles
30	35	Imperial College London
31	31=	IESE Business School   Universidad de Navarra
32	28	Peking University
33	36	Seoul National University
34	45	University of St Gallen
35	34	University of Manchester
36	29	Monash University
37	51-100	ESSEC Business School, Paris
38	51-100	Vienna University of Economics & Business
39	37	Tsinghua University
40	41=	University of Toronto
41	51-100	Singapore Management University
42	31=	University of Sydney
43=	46	Duke University
43=	33	Chinese University of Hong Kong
45	48	Shanghai Jiao Tong University
46	38	University of British Columbia
47	51-100	Universität Mannheim
48	43=	City University of Hong Kong
49	41=	Cornell University
50=	50=	Fudan University
50=	47	Korea University

## Communication & Media Studies

2019	2018	Institution
1	1	University of Amsterdam
2	5	Stanford University
3	2	University of Southern California
4	3	London Sch of Economics & Political Science
5	4	University of Texas at Austin
6	6	University of California, Berkeley
7	9	Goldsmiths, University of London
8	12	Nanyang Technological University
9	8	University of California, Los Angeles
10	13	University of Pennsylvania
11	11	Columbia University
12	7	University of Wisconsin-Madison
13	16	Michigan State University
14	14	National University of Singapore
15	20	Chinese University of Hong Kong
16=	15	New York University
16=	31	Queensland University of Technology
18	17	Northwestern University
19	19	University of California, Santa Barbara
20=	32=	University of Sydney
20=	30	University of Zurich
22	39	University of Leeds
23	24=	University of Michigan
24	35=	University of Hong Kong
25	23	Cardiff University
26	35=	Ludwig-Maximilians-Universität München
27=	27	City University of Hong Kong
27=	21	Ohio State University, Columbus
27=	26	University of Illinois at Urbana-Champaign
30	10	MIT Massachusetts Institute of Technology
31	24=	King's College London
32=	22	Cornell University
32=	29	Pennsylvania State University
32=	18	Yale University
35=	28	University of Melbourne
35=	44	Universität Wien
37=	51-100	RMIT University
37=	32=	Seoul National University
37=	45	University of Tokyo
40=	46=	University of New South Wales
40=	40	University of Westminster
42	35=	Aarhus University
43=	50=	University of Leicester
43=	48	University of Missouri, Columbia
45	50=	University of Oslo
46	51-100	McGill University
47	51-100	University of Copenhagen
48	32=	University of Queensland
49	41=	Loughborough University
50	51-100	Freie Universität Berlin



**Development Studies**

2019	2018	Institution
1	1	University of Sussex
2	2	Harvard University
3	3	University of Oxford
4	7	London Sch of Economics & Political Science
5	5	University of Cambridge
6	6	University of California, Berkeley
7	8	Stanford University
8	4	Sch of Oriental & African Studies Uni London
9	11	University of Cape Town
10	14	University of Manchester
11	12	University of East Anglia
12	9	Australian National University
13	10	University of Copenhagen
14	15	University of Toronto
15	13	Wageningen University
16	18	University of California, Los Angeles
17	20	Princeton University
18=	16	University of Melbourne
18=	21	University of Sydney
18=	19	University of the Witwatersrand
21	31	University of California, Davis
22	26=	University of Amsterdam
23	35	Uppsala University
24	23	University of Chicago
25=	32	Duke University
25=	25	University of Tokyo
27	28	Lund University
28	22	University of Edinburgh
29	48=	Erasmus University Rotterdam
30	29	King's College London
31=	51-100	National Taiwan University
31=		Université Paris I Panthéon-Sorbonne
33	26=	Brown University
34	39=	McGill University
35	33	Universidad Nacional Autónoma de México
36	36	University of Birmingham
37	17	University of Delhi
38	30	Universiti Malaya
39	47	University of Sheffield
40	34	University of Hong Kong
41	38	University of Leeds
42	51-100	Johns Hopkins University
43=	46	Katholieke Universiteit Leuven
43=	51-100	Kyung Hee University
45	51-100	Georg-August-Universität Göttingen
46		Purdue University
47	51-100	University of Warwick
48	24	University of Queensland
49	51-100	University of Ottawa
50	51-100	Universidad de Los Andes Colombia

**Economics & Econometrics**

2019	2018	Institution
1	1	Harvard University
2	2	MIT Massachusetts Institute of Technology
3	3	Stanford University
4	4	University of California, Berkeley
5	6	University of Chicago
6	7	London Sch of Economics & Political Science
7	5	Princeton University
8	9	Yale University
9	8	University of Oxford
10	11	University of Cambridge
11	10	Columbia University
12	13	Northwestern University
13	12	University of Pennsylvania
14	14	University of California, Los Angeles
15	15	New York University
16	16	Università Commerciale Luigi Bocconi
17	17	UCL University College London
18	20	National University of Singapore
19	21	University of Michigan
20	18	University of California, San Diego
21	22	University of Toronto
22	19	Duke University
23	29	University of Tokyo
24	23	University of Melbourne
25	24	Australian National University
26=	25	Cornell University
26=	28	Hong Kong University of Science & Technology
28	30	University of Warwick
29	27	University of British Columbia
30	31=	Peking University
31=	31=	University of New South Wales
31=	37	Tsinghua University
33	43=	University of Zurich
34	33	Brown University
35	34	ETH Zurich Swiss Federal Institute of Technology
36	26	London Business School
37=	40=	Stockholm School of Economics
37=	47	University of Sydney
39	38=	Chinese University of Hong Kong
40	43=	University of Minnesota
41=	42	Boston University
41=	48	Tilburg University
43	35	University of Hong Kong
44	51-100	Universität Mannheim
45	45	Monash University
46	46	Seoul National University
47	51-100	Nanyang Technological University
48	36	California Institute of Technology
49	40=	University of Wisconsin-Madison
50	50=	Universidad Carlos III de Madrid



# We are fearless

Les Roches ranks among the world's top 3 institutions for hospitality & leisure management.

Programs include:  
Bachelor's • Master's • Postgraduate Diploma • MBA

SWITZERLAND • SPAIN • CHINA

LESROCHES.EDU



## Education

2019	2018	Institution
1	1	UCL Inst of Education Uni College London
2	2	Harvard University
3	3	Stanford University
4	5	University of Oxford
5	4	University of Cambridge
6	7	University of Hong Kong
7	11	University of Toronto
8	8	University of California, Berkeley
9	13	Columbia University
10	10	University of California, Los Angeles
11	20	University of Michigan
12	12	University of Sydney
13	18	University of British Columbia
14=	16	Nanyang Technological University
14=	6	University of Melbourne
16	14	Monash University
17	19	University of Wisconsin-Madison
18	24=	Michigan State University
19	15	University of Queensland
20	9	Hong Kong Institute of Education
21	27	University of Edinburgh
22	24=	King's College London
23	44=	Vanderbilt University
24	22	Johns Hopkins University
25	36	McGill University
26	17	University of Auckland
27	30=	Deakin University
28	28=	Pennsylvania State University
29	33=	Beijing Normal University
30	38	University of Helsinki
31	30=	University of Illinois at Urbana-Champaign
32	33=	Boston College
33	51-100	Utrecht University
34=	46=	University of Manchester
34=	50=	University of Washington
36=	44=	Katholieke Universiteit Leuven
36=	23	University of Amsterdam
36=	39	University of Birmingham
36=	50=	University of Pennsylvania
40	51-100	University of Oslo
41=	46=	University of Chicago
41=	37	University of Twente
43=	51-100	National Taiwan Normal University
43=	32	Chinese University of Hong Kong
43=	24=	University of Nottingham
46	28=	University of Texas at Austin
47	41=	University of Alberta
48	46=	New York University
49=	51-100	University of Bristol
49=	51-100	University of Glasgow

## Hospitality & Leisure Management

2019	2018	Institution
1	2	Ecole Hôtelière de Lausanne
2	1	University of Nevada - Las Vegas
3	6	Les Roches Int School of Hotel Management
4	5	Glion Institute of Higher Education
5	3	Hong Kong Polytechnic University
6		Hotelschool The Hague
7	7	Swiss Hotel Management School
8	4	University of Surrey
9	18	Oxford Brookes University
10	8	Bournemouth University
11	9	Cornell University School of Hotel Administration
12	17	IMI-Luzern - Int Hotel Management Sch Switzerland
13		Les Roches Marbella
14	21	Taylor's University
15		Hotel Institute Montreux
16		Cesar Ritz Colleges
17		IHTTI, School of Hotel Management
18		Blue Mountains Int Hotel Management School
19	48=	Escuela Uni de Hosteleria y Turismo de Sant Pol de Mar
20	11	Griffith University
21		Culinary Arts Academy Switzerland
22	15	Texas A&M University
23	12	Penn State Uni Sch of Hospitality Management
24	10	Virginia Polytechnic Institute
25=	14	Hotel & Tourism Management Institute, Switzerland
25=	31	University of Florida
27	16	University of Queensland
28=		Sun Yat-sen University
28=	22	University of Central Florida
30	13	Purdue University
31	25	Nanyang Technological University
32	19	University of Waterloo
33	30	Institute For Tourism Studies
34	33	Sejong University
35		SAIT Polytechnic School of Hospitality & Tourism
36		New York University
37	50=	Kyung Hee University
38	41=	Chinese University of Hong Kong
39		University of Hong Kong
40	29	Sheffield Hallam University
41	46	University of Macau
42=		Hotel School Vatel
42=	20	Michigan State University
42=		University of South Florida
45		Emirates Academy of Hospitality Management
46=		Clemson University
46=	24	Monash University
46=		Universitat Ramon Llull
49	41=	Washington State University
50=		Business & Hotel Management School
50=		Florida International University
50=		Hanyang University



**Law**

2019	2018	Institution
1	1	Harvard University
2	3	University of Oxford
3	2	University of Cambridge
4	4	Yale University
5	5	Stanford University
6	8	University of Melbourne
7	9	London Sch of Economics & Political Science
8	7	University of California, Berkeley
9	10	Columbia University
10	6	New York University
11	11	University of Chicago
12	14	University of Sydney
13	15	National University of Singapore
14	16	University of New South Wales
15=	12=	Australian National University
15=	12=	UCL University College London
17	17	Georgetown University
18	19	University of Hong Kong
19	20	King's College London
20	18	University of Toronto
21	22	University of Tokyo
22	23	McGill University
23=	21	Peking University
23=	24	University of California, Los Angeles
25	30=	Université Paris I Panthéon-Sorbonne
26	32	Leiden University
27	27	University of Michigan
28	33	Tsinghua University
29	25	University of Edinburgh
30	28	University of Pennsylvania
31	26	Monash University
32	34=	Queen Mary University of London
33=	45	Duke University
33=	39	Seoul National University
35=	34=	Cornell University
35=	49	Ludwig-Maximilians-Universität München
37=	42	Katholieke Universiteit Leuven
37=	30=	University of British Columbia
39	40=	Chinese University of Hong Kong
40=	44	Pontificia Universidad Católica de Chile
40=	48	University of Amsterdam
42	46	Humboldt-Universität zu Berlin
43	36	University of Queensland
44	29	University of Auckland
45	50	Universidade de São Paulo
46=	51-100	Kyoto University
46=	43	National Taiwan University
48=	47	Durham University
48=	37	Universidad Nacional Autónoma de México
50=	51-100	Northwestern University
50=	51-100	Universidad de Buenos Aires

**Library & Information Management**

2019	2018	Institution
1	4	University of British Columbia
2	1=	The University of Sheffield
3	11=	University of Toronto
4	3	University of Illinois at Urbana-Champaign
5	1=	University of North Carolina, Chapel Hill
6	14	Syracuse University
7	7	University of Washington
8	5	Indiana University Bloomington
9	8	Loughborough University
10	6	University of California, Berkeley
11	13	Rutgers - State Uni New Jersey New Brunswick
12	11=	McGill University
13=	10	University of California, Los Angeles
13=	21	Western University
15	9	University of Pittsburgh
16	16	University of Michigan
17	15	University of Texas at Austin
18	18	Nanyang Technological University
19	26	University of Amsterdam
20		University at Buffalo SUNY
21	17	University of Southern California
22	19	National Taiwan University
23	38	Katholieke Universiteit Leuven
24	40	Victoria University of Wellington
25	20	RMIT University
26	34	Nanjing University
27		Universitat de Barcelona
28	42	Sungkyunkwan University
29		Rheinisch-Westfälische Tech Hochschule Aachen
30	29	National Taiwan Normal University
31=	32	UCL University College London
31=	24	Universiti Malaya
33=	35=	Humboldt-Universität zu Berlin
33=		McMaster University
35	30	Peking University
36		University of Technology Sydney
37		Vrije Universiteit Amsterdam
38=		University College Dublin
38=	27	University of Wisconsin-Madison
40=	43=	Fudan University
40=	47=	Université de Montréal
42		KIT, Karlsruher Institut für Technologie
43	33	Sapienza - Università di Roma
44	25	University of Arizona
45	43=	Monash University
46	31	Cornell University
47		Wuhan University
48=	28	Drexel University
48=		The Open University
50		Università di Pisa

### Politics & International Studies

2019	2018	Institution
1	1	Harvard University
2	2	University of Oxford
3	4	Sciences Po Paris
4	5	London Sch of Economics & Political Science
5	6	University of Cambridge
6	17	Stanford University
7	3	Princeton University
8	9	University of California, Berkeley
9	7	Yale University
10	8	Australian National University
11	10	Columbia University
12	12	National University of Singapore
13	13	University of Chicago
14	18=	University of California, Los Angeles
15	11	Georgetown University
16=	21	University of California, San Diego
16=	24=	University of Hong Kong
18	27=	King's College London
19	20	Freie Universität Berlin
20=	16	MIT Massachusetts Institute of Technology
20=	14	University of Toronto
22	18=	University of Sydney
23=	23	Sch of Oriental & African Studies, Uni of London
23=	15	University of Tokyo
25	31=	University of Melbourne
26	31=	University of Amsterdam
27	27=	University of Michigan
28	34	New York University
29	31=	Leiden University
30	35	Tsinghua University
31=	37=	ETH Zurich Swiss Federal Institute of Technology
31=	29=	Seoul National University
33=	26	Peking University
33=	37=	University of Essex
35=	36	Cornell University
35=	51-100	European University Institute
35=	48	Fudan University
38	29=	University of Copenhagen
39	24=	George Washington University
40	41	University of Edinburgh
41	51-100	Central European University
42	42	University of Warwick
43	37=	University of British Columbia
44	43=	Duke University
45	37=	UCL University College London
46=	22	Johns Hopkins University
46=	51-100	National Taiwan University
46=	46	Waseda University
49=	51-100	Katholieke Universiteit Leuven
49=	43=	McGill University

### Social Policy & Administration

2019	2018	Institution
1	3	London Sch of Economics & Political Science
2	1	Harvard University
3	2	University of Oxford
4	4	University of Cambridge
5	5	University of California, Berkeley
6	6	Stanford University
7	7	MIT Massachusetts Institute of Technology
8	9	University of Chicago
9	20=	University of York
10	17	Australian National University
11	14	National University of Singapore
12	10	Johns Hopkins University
13	11=	Columbia University
14	18=	Seoul National University
15	20=	University of Hong Kong
16	15	University of California, Los Angeles
17	18=	University of Melbourne
18=	28	University of Edinburgh
18=	8	University of Toronto
20	34	Syracuse University
21	22	University of Michigan
22	48=	Sciences Po Paris
23	13	UCL University College London
24=	48=	Leiden University
24=	16	University of Bristol
26	23	Peking University
27	11=	University of Tokyo
28	27	University of Sydney
29	32	Chinese University of Hong Kong
30	33	Tsinghua University
31=	31	Freie Universität Berlin
31=	24=	Stockholm University
31=	24=	University of British Columbia
34	51-100	Sungkyunkwan University
35	35	City University of Hong Kong
36	51-100	University of Bath
37	29	University of Amsterdam
38	24=	New York University
39	45	Katholieke Universiteit Leuven
40	38=	Yonsei University
41=	41=	Georgetown University
41=	51-100	Utrecht University
43	38=	Princeton University
44=	51-100	Central European University
44=	43	Korea University
46	44	Duke University
47=	51-100	Lund University
47=	51-100	Sun Yat-sen University
49	51-100	Aarhus University
50	46=	King's College London

## Sociology

2019	2018	Institution
1	1	Harvard University
2	3	University of Oxford
3	2	University of California, Berkeley
4	4	London Sch of Economics & Political Science
5	5	Stanford University
6=	8	University of California, Los Angeles
6=	6	University of Cambridge
8	7	University of Chicago
9	9	Yale University
10=	13	Australian National University
10=	11	Columbia University
12	14	University of Amsterdam
13	10	Princeton University
14	12	University of Wisconsin-Madison
15	17	National University of Singapore
16	15	University of Michigan
17	16	New York University
18	18	University of Toronto
19	35	University of Melbourne
20	22	Freie Universität Berlin
21	31	University of Sydney
22	19	Cornell University
23=	23=	Humboldt-Universität zu Berlin
23=	20	University of Manchester
23=	23=	University of Tokyo
26	28	Peking University
27	29	University of Hong Kong
28	37=	Sciences Po Paris
29=	44	Duke University
29=	43	University of Queensland
29=	27	Universidad Nacional Autónoma de México
32	34	University of British Columbia
33=	40=	Monash University
33=	32=	Seoul National University
33=	45	Stockholm University
33=	25	University of Edinburgh
37	39	McGill University
38	48=	Goldsmiths, University of London
39	21	MIT Massachusetts Institute of Technology
40	26	University of North Carolina, Chapel Hill
41=	40=	Chinese University of Hong Kong
41=	51-100	Universität Mannheim
41=	30	University of Copenhagen
44		Ecole des Hautes Etudes en Sciences Sociales
45	51-100	European University Institute
46	51-100	Leiden University
47=	40=	University of Essex
47=	51-100	Utrecht University
49	51-100	Northwestern University
50=	51-100	Katholieke Universiteit Leuven
50=	50	University of Warwick

## Sports-related Subjects

2019	2018	Institution
1	1	Loughborough University
2	3	University of Queensland
3	4	University of British Columbia
4	2	University of Sydney
5	6	University of Toronto
6	5	University of Birmingham
7	14	University of Florida
8	27	Ohio State University, Columbus
9	7	University of Alberta
10	16	University of Bath
11	30=	Katholieke Universiteit Leuven
12=	10	Seoul National University
12=	13	University of Exeter
12=	17	University of Michigan
15	30=	Deakin University
16=	8	Pennsylvania State University
16=	11	University of Hong Kong
18	15	University of Copenhagen
19	24	National Taiwan University
20	12	University of Otago
21	39	UCL University College London
22	9	MIT Massachusetts Institute of Technology
23	21=	McMaster University
24=	21=	University of Western Australia
24=	33=	University of Technology Sydney
24=	36	Vrije Universiteit Amsterdam
27	20	Universidade de São Paulo
28	26	McGill University
29	44=	Liverpool John Moores University
30=	42=	Auckland University of Technology
30=	41	University of Calgary
32	51-100	University of Manchester
33	51-100	Griffith University
34	46	Kyoto University
35=	18	University of Illinois at Urbana-Champaign
35=	51-100	University of North Carolina, Chapel Hill
37=	19	University of Edinburgh
37=	50	Western University
39		La Trobe University
40	37=	National University of Singapore
41	28	University of Auckland
42=	33=	University of Ghent
42=	40	Waseda University
44=	21=	Chinese University of Hong Kong
44=	51-100	University of Ottawa
46	29	University of Massachusetts, Amherst
47	51-100	Nanyang Technological University
48	51-100	University of Groningen
49	25	University of Tsukuba
50		University College Dublin

## Statistics & Operational Research

2019	2018	Institution
1	1	MIT Massachusetts Institute of Technology
2	2=	Harvard University
3	2=	Stanford University
4	10	ETH Zurich Swiss Federal Inst of Technology
5	5	University of Cambridge
6	4	University of California, Berkeley
7	6	University of Oxford
8	7	Georgia Institute of Technology
9	11	National University of Singapore
10	8=	Carnegie Mellon University
11	8=	Princeton University
12	12	Imperial College London
13	13	Columbia University
14	17	University of Toronto
15	14	University of Michigan
16	30	University of Warwick
17	15	University of Washington
18	18	Cornell University
19	20	Tsinghua University
20	19	University of Chicago
21	22=	University of Pennsylvania
22	16	University of California, Los Angeles
23	28=	London School of Economics & Political Science
24	25	University of Melbourne
25	21	Duke University
26	46	Katholieke Universiteit Leuven
27	27	UCL University College London
28		Université PSL Paris Sciences & Lettres
29=	26	Hong Kong University of Science and Technology
29=	22=	University of Tokyo
31	39	University of British Columbia
32	40=	Université de Montréal
33	51-100	Northwestern University
34=	36	Australian National University
34=	28=	University of Hong Kong
36	43=	Nanyang Technological University
37	24	University of Wisconsin-Madison
38	32=	Yale University
39=	51-100	Eindhoven University of Technology
39=	51-100	KTH, Royal Institute of Technology
39=	48=	McGill University
39=	32=	University of North Carolina, Chapel Hill
43=	47	Shanghai Jiao Tong University
43=	51-100	University of Queensland
43=	51-100	University of Amsterdam
46	34=	Peking University
47	37	Monash University
48=		Sorbonne University
48=	51-100	University of Southampton
50=	38	University of California, San Diego
50=	50	University of Illinois at Urbana-Champaign



# Reimagine Education Conference & Awards

8-10 December 2019

Queen Elizabeth II Centre | London

Get yours at  
[Reimagine-Education.com/book-now](https://Reimagine-Education.com/book-now)

PROMO CODE: **STUDENT19**

- > Meet educational leaders from **Google, Amazon, and IBM;**
- > Network with top edtech startups;
- > Engage with experts from **Harvard, Cambridge, and Imperial;**
- > Discover the innovators shaping tomorrow's classrooms
- > Student passes only **£250**

