



The world's **top universities**
in **48 subjects** plus
5 faculty areas



THE POWER OF A PIONEERING SPIRIT,
KEEPING PACE WITH THE WORLD!
PIONEERS WHO WILL LEAD THE FUTURE!

GYEONGSANG NATIONAL UNIVERSITY



Contact

501, JINJU-DAERO, JINJU-SI, GYEONGSANGNAM-DO,
REPUBLIC OF KOREA



GYEONGSANG
NATIONAL
UNIVERSITY

Welcome: QS World University Rankings by Subject 2020



Selina Griffin
Rankings Manager
QS Quacquarelli Symonds



Dennis Yu
Rankings Analyst
QS Quacquarelli Symonds

On behalf of the Rankings team at QS, welcome to the tenth edition of the QS World University Rankings by Subject. For this edition we have extended the publishing range of six of the subject tables, enabling more universities to feature in these rankings – the most popular of their kind. Our tables for Biological Sciences and Medicine now list 600 universities – making them both the largest of their kind.

Every year we review our method, data collection methods, and analytical scope to ensure that the comparisons we provide are robust, rigorous, and relevant. This year was no different. Putting together these subject rankings is an Herculean task for the Rankings team at QS: we have included over 15,500 departments in our subject tables, having evaluated over 100,000 potential inclusions. We assessed the citations impact of over 22 million papers produced worldwide, with a cumulative citations count of almost 200 million. This endeavour has resulted in 1,368 institutions from 83 locations featuring in our final tables.

Feedback from students in surveys and focus groups has consistently shown that they find the subject rankings the most useful of all the

rankings that QS produce. They constitute a relevant source of information to help students to decide which institution is right for them, in accordance with their priorities and career aspirations. QS is extremely proud of the level of detail these rankings are able to offer, and we continue to do our utmost to ensure their reliability.

...having evaluated over **100,000** potential inclusions. We assessed the citations impact of over **22 million papers** produced worldwide, with a cumulative citations count of almost **200 million**.

We hope that this year's edition of the QS World University Rankings proves illuminative, insightful, and useful – whether you are a student, parent, academic, or study and career advisor. We welcome feedback from, or engagement with, any stakeholder seeking to contribute to the evolution of this enterprise.

The logo for EduData summit features a stylized white bar chart with four bars of varying heights, positioned above the text "EduData summit" in a white, sans-serif font.

EduData summit

 June 10th - 11th, 2020

 Delegates Dining Room at **The United Nations**, New York, United States

Data & analytics in higher education

Learn the best tools and practices to manage your data towards increasing efficiencies and improving processes within your university and business schools.

Early-bird tickets available now

Secure your place at
www.edudatasummit.com

QS Rankings Summit

Taking place on June 12th, this is a unique one-day seminar in which industry experts will provide insights on how to maximize your institution's potential, measured by the QS methodologies used to create the QS World University Rankings.

More information
www.edudatasummit.com

Powered by:



Clean trucking - can we realise the dream?



Running trucks on water sounds too good to be true. Yet scientists at Deakin University are preparing to do just that on the roads in Victoria, Australia.

Deakin is working with truck manufacturer Kenworth and technology leaders in hydrogen fuel-cells to establish the Deakin Warrnambool Hydrogen Transition Centre, the pathway to a \$20 million Hycle@Warrnambool facility.

As Australia's first commercial-scale hydrogen fuel cell manufacturing and prototyping operation, Hycle@Warrnambool will be based at Deakin's Warrnambool Campus. It will position Australia to tap into the world's multi-billion-dollar hydrogen market.

With support from the Federal and Victorian State governments, Hycle@Warrnambool is expected to be fully operational by the end of 2021. The Deakin Warrnambool Campus will become a living laboratory where communities, industry and governments can engage with the emerging hydrogen economy.

Deakin Energy Director Dr Adrian Panow explained that hydrogen offers significant advantages over battery-only heavy trucks, such as the ability to carry more cargo, refuel more quickly and reduce pressure on electricity networks.

"If successful, our enhanced technologies could be used by Kenworth trucks made in Australia and internationally by Kenworth's parent company PACCAR (US Fortune 500). This technology will also be applied to other heavy vehicles such as buses," said Dr Panow.

"With hydrogen taking off around the world – powering trains, planes, ships and more – we are confident we can help the trucking industry transition safely to hydrogen and reap its many benefits, and, of course, help our planet."

Connect with Deakin:
www.deakin.edu.au

Overview: QS World University Rankings® by Subject 2020



John O'Leary
Editor

*The Times and Sunday Times
Good University Guide.*

The 48 subject rankings published by QS continue to grow both in scope and influence. Invariably valued by students ahead of institutional rankings, the 2020 exercise is by far the biggest ever, featuring 1,368 institutions and over 13,000 academic programs.

Several of the rankings have been extended this year, allowing 177 programs to feature for the first time. Among them are many at institutions that would not feature in the QS World University Rankings (QSWUR) because they are offered by specialist institutions that do not meet our criteria for inclusion in the main exercise. The Julliard School, in New York, leads the world for *Performing Arts*, for example, while l'Ecole hôtelière de Lausanne is world-leader for *Hospitality & Leisure Management*, and the Colorado School of Mines heads the table for *Mineral and Mining Engineering*.

Not surprisingly, however, higher education's luminaries continue to dominate in many subjects. Almost half of the rankings – 23 in all – are headed either by the Massachusetts Institute of Technology (MIT) or by Harvard, which are first and third respectively in the overall QS World University Rankings. MIT leads in five of the six engineering and technology categories, Harvard

in seven of the 15 tables pertaining to *Social Sciences & Management*.

Another six US institutions top at least one table and almost a quarter of all the programs listed in the latest rankings are American. The country has an even larger share of top-10 placings (139 of 482).

Comparisons with last year are difficult because of the scale at which the exercise has expanded. The tables for *Agriculture & Forestry, Biological & Environmental Sciences, Chemical Engineering, Mathematics* and *Medicine* all contain 100 more universities than in 2019's edition.

There has been a 12 percent increase in the number of responses to QS's academic survey this year, with almost 95,000 contributing to our analysis. The number of universities nominated by both academics and employers has increased by approximately 20 percent, enabling us to attain unprecedented depth of insight.

Yet the leading positions in most subjects remain remarkably stable and only nine of the 48 rankings have new universities at their head. All of them were in the top three in the relevant subject last year, several of them reclaiming a lead they had lost only recently.

Oxford is responsible for three of the new leaders, in *Anatomy & Physiology*, *Classics & Ancient History*, and *Modern Languages*. The university has enjoyed a highly successful year, attaining eight global number-one positions - four of them in the *Arts and Humanities*. Five other UK universities - which do not include Cambridge - are top in one subject.

As in other rankings, the advantages enjoyed by universities in English-speaking countries are apparent. Only the US, UK, Australia, and Canada have more than 100 placings in the top 50 of all subjects. But there are plenty of success stories elsewhere. ETH Zurich, for example, tops the table for *Earth & Marine Sciences*, while Wageningen University, in the Netherlands, does the same in *Agriculture & Forestry*.

China has continued the progress its universities made last year, with Tsinghua performing particularly strongly. 100 programs from universities in the Chinese mainland finish in the top 50 for their subject this year, nine of them from Tsinghua. This represents the reaching of a new frontier for Chinese higher education.

To reach the top 50 in any of the subject rankings is highly challenging. Only one institution in the Arab Region reaches these heights - King Fahd University of Petroleum and Minerals in *Mineral & Mining Engineering*. In Africa, just three achieve this feat - all of them in South Africa - and only the University of the Witwatersrand manages it in more than one subject.

Latin America does better, with five countries - Argentina, Brazil, Chile, Colombia and Mexico - represented in the top 50 of at least one subject. But just six universities account for the region's 19 top-50 placings, underlying the inequality prevalent across the region's higher education sector.

The geographical reach of the rankings has widened with this year's expansion. There are now 83 countries and territories represented, compared with 78 last year. Among those added in the latest edition are Bangladesh, Iraq, Kenya and Zimbabwe. Inevitably, most of the newcomers appear in the lower reaches of the tables.

As in previous years, the methodology used to compile the rankings varies by subject, reflecting differing publication cultures and data availability. In *Performing Arts*, for example, citations do not represent the academic currency that they have become in the sciences. Instead, the views of academics account for 80 percent of the scores and employers' views the remaining 20 percent in a ranking where specialist institutions take most of the leading positions. In *Veterinary Science*, by contrast, more than 100,000 papers were indexed by QS over a five-year periods, and, consequently, between them, citations and academics' H Index account for 60 percent of each university's score.

A total of 127,744,454 citations contributed to this year's rankings, after self-citations are excluded - 8 per cent up on last year. They came from 22,558,134 papers, a 1 percent increase on 2019.

When the 48 subjects are grouped into broad faculty rankings, the leading universities in the QSWUR show their strengths. MIT is the clear leader in *Engineering & Technology*, but also registers the best scores overall in the *Natural Sciences*. Harvard is the clear leader in the *Life sciences & Medicine*, and is even further ahead in *Social Sciences & Management*, but is second to Oxford in the *Arts & Humanities*.



**4 - 6
AUGUST
2020**



**DARWIN,
AUSTRALIA**



REGISTER NOW at
[www.qssubjectfocus.com
/darwin-2020/](http://www.qssubjectfocus.com/darwin-2020/)

Enjoy the Nature,
Find Your Future, JNU

JEJU NATIONAL UNIVERSITY

Contact

102, Jejudaehak-ro, Jeju-si, Jeju-do, Republic of Korea
<http://www.jejunu.ac.kr>

Faculty | Arts & Humanities

2020 Rank	2019 Rank	Institution	Location	Overall
1	1	University of Oxford	UK	98.6
2	2	Harvard University	US	98.1
3	3	University of Cambridge	UK	96.6
4	4	University of California, Berkeley (UCB)	US	93.3
5	5	Stanford University	US	92.4
6	6	Yale University	US	92.3
7	10	New York University (NYU)	US	90.9
8	9	University of California, Los Angeles (UCLA)	US	90.6
9	7	Princeton University	US	89.7
10	8	Columbia University	US	89.6
11	13	University of Edinburgh	UK	88.9
12	15	UCL (University College London)	UK	88.4
13=	16=	Massachusetts Institute of Technology (MIT)	US	87.5
13=	11	University of Chicago	US	87.5
15	21	Humboldt-Universität zu Berlin	DE	87.1
16=	16=	Australian National University (ANU)	AU	86.9
16=	20	The University of Melbourne	AU	86.9
18	19	University of Toronto	CA	86.8
19	14	National University of Singapore (NUS)	SG	86.7
20	22	London School of Economics and Political Science (LSE)	UK	86.4
21	12	The University of Tokyo	JP	85.8
22	23	The University of Sydney	AU	85.3
23	24	Freie Universität Berlin	DE	85.2
24	25	University of British Columbia	CA	84.8
25	26	King's College London (KCL)	UK	84.4
26	32=	Universidad Nacional Autónoma de México (UNAM)	MX	84.2
27	16=	University of Hong Kong (HKU)	HK	84.1
28	30	Cornell University	US	84.0
29	37	University of Amsterdam	NL	83.3
30	27	McGill University	CA	83.1
31	28=	University of Michigan-Ann Arbor	US	83.0
32=	32=	Leiden University	NL	82.7
32=	39	Université Paris 1 Panthéon-Sorbonne	FR	82.7
32=	28=	University of Pennsylvania	US	82.7
35	45=	Universidad de Buenos Aires	AR	82.1
36	35=	Seoul National University (SNU)	KR	81.9
37	40	University of Texas at Austin	US	81.7
38	34	Peking University	CN	81.3
39=	42	Durham University	UK	81.2
39=	31	The Chinese University of Hong Kong (CUHK)	HK	81.2
39=	45=	The University of Manchester	UK	81.2
42=	45=	The University of New South Wales (UNSW)	AU	80.9
42=	41	The University of Warwick	UK	80.9
44	53	Duke University	US	80.8
45	43	University of St Andrews	UK	80.5
46	52	Brown University	US	80.4
47	56	Lomonosov Moscow State University	RU	80.3
48	50=	Monash University	AU	80.2
49=	38	Ludwig-Maximilians-Universität München	DE	80.1
49=	55	SOAS - School of Oriental and African Studies, University of London	UK	80.1

Archaeology

2020 Rank	2019 Rank	Institution	Location	Overall
1	1	University of Oxford	UK	98.2
2	2	University of Cambridge	UK	97.6
3	3	UCL (University College London)	UK	95.8
4	6	Durham University	UK	92.7
5	5	Harvard University	US	91.9
6	4	University of California, Berkeley (UCB)	US	90.9
7	7	Stanford University	US	89.6
8	11=	Sapienza - Università di Roma	IT	87.8
9	10	Leiden University	NL	87.6
10	14	University of Michigan-Ann Arbor	US	85.5
11=	17	Australian National University (ANU)	AU	84.9
11=	9	University of California, Los Angeles (UCLA)	US	84.9
13	11=	Eberhard Karls Universität Tübingen	DE	84.7
14	8	Columbia University	US	84.2
15	11=	University of Chicago	US	83.7
16	18	Université Paris 1 Panthéon-Sorbonne	FR	83.6
17	30	Peking University	CN	83.4
18	15	University of York	UK	82.1
19	16	University of Pennsylvania	US	81.9
20	21	University of Toronto	CA	81.6
21	19	Freie Universität Berlin	DE	81.4
22	20	Arizona State University	US	81.0
23	36	University of Edinburgh	UK	80.6
24	27=	University of Arizona	US	80.4
25	23	The University of Auckland	NZ	80.3
26	27=	Simon Fraser University	CA	80.1
27	35	Aarhus University	DK	79.8
28	31	University of Copenhagen	DK	78.7
29	40=	The University of Sheffield	UK	78.4
30	45=	The University of Tokyo	JP	78.0
31	24	The University of Sydney	AU	77.8
32	39	Ruprecht-Karls-Universität Heidelberg	DE	77.7
33	47	Sorbonne University	FR	77.6
34	44	Seoul National University (SNU)	KR	77.5
35	32=	Pennsylvania State University	US	77.1
36	29	University of Florida	US	76.9
37=	37	Universität Wien	AT	76.8
37=	43	University of Reading	UK	76.8
39	22	University of Texas at Austin	US	76.5
40	51-100	University of Calgary	CA	76.3
41	51-100	Ludwig-Maximilians-Universität München	DE	76.2
42	25	Yale University	US	75.9
43	34	Brown University	US	75.5
44	48=	University of Southampton	UK	75.3
45=	51-100	Humboldt-Universität zu Berlin	DE	75.1
45=	26	Washington University in St. Louis	US	75.1
47=	48=	Universitat de Barcelona (UB)	ES	74.9
47=	51-100	University of Leicester	UK	74.9
49	42	Universidad Nacional Autónoma de México (UNAM)	MX	74.8
50=		Korea University	KR	74.7
50=	51-100	Uppsala University	SE	74.7

Architecture / Built Environment

2020 Rank	2019 Rank	Institution	Location	Overall
1	2	Massachusetts Institute of Technology (MIT)	US	97.8
2	3	Delft University of Technology	NL	96.5
3	1	The Bartlett School of Architecture UCL (University College London)	UK	96.0
4	4	ETH Zurich (Swiss Federal Institute of Technology)	CH	95.5
5	5	Harvard University	US	91.4
6	6	University of California, Berkeley (UCB)	US	90.1
7	11	Politecnico di Milano	IT	87.7
8	9	Manchester School of Architecture	UK	87.5
9	7	University of Cambridge	UK	87.4
10	12	Ecole Polytechnique Fédérale de Lausanne (EPFL)	CH	86.2
11	10	Tsinghua University	CN	85.9
12	8	National University of Singapore (NUS)	SG	85.4
13	14	Columbia University	US	82.7
14	13	University of Hong Kong (HKU)	HK	81.9
15	16	University of California, Los Angeles (UCLA)	US	81.8
16	19	The University of Tokyo	JP	81.3
17	17	The University of Melbourne	AU	80.9
18=	15	The University of Sydney	AU	80.8
18=	18	Tongji University	CN	80.8
20	23	KTH, Royal Institute of Technology	SE	80.2
21	29	Universitat Politècnica de Catalunya	ES	79.7
22	20	The Hong Kong Polytechnic University	HK	79.0
23	21	The University of Sheffield	UK	78.9
24	32	Technische Universität Berlin	DE	78.8
25	22	RMIT University	AU	78.6
26	25=	Technische Universität München	DE	78.4
27	25=	The University of New South Wales (UNSW)	AU	78.1
28	28	Cornell University	US	77.5
29=	24	Georgia Institute of Technology (Georgia Tech)	US	77.4
29=	30	Stanford University	US	77.4
31	33	Seoul National University (SNU)	KR	77.3
32	27	University of British Columbia	CA	77.1
33	38	Politecnico di Torino	IT	76.5
34	31	University of Michigan-Ann Arbor	US	76.3
35	41	Universidad Politécnica de Madrid	ES	76.0
36	34	Pontificia Universidad Católica de Chile	CL	75.5
37	46	Chalmers University of Technology	SE	75.1
38=	37	Cardiff University	UK	74.9
38=	35	University of Texas at Austin	US	74.9
38=	39=	University of Toronto	CA	74.9
41=	42=	Aalto University	FI	74.2
41=	45	McGill University	CA	74.2
43	44	Universidade de São Paulo (USP)	BR	73.9
44	42=	University of Pennsylvania	US	73.5
45	51-100	Katholieke Universiteit Leuven	BE	73.3
46	51-100	Eindhoven University of Technology	NL	73.2
47	50	Shanghai Jiao Tong University	CN	73.1
48	39=	Kyoto University	JP	73.0
49	49	Universidad Nacional Autónoma de México (UNAM)	MX	72.9
50	47	University of Illinois at Urbana-Champaign	US	72.6

Art & Design

2020 Rank	2019 Rank	Institution	Location	Overall
1	1	Royal College of Art	UK	98.9
2	2	University of the Arts London	UK	95.4
3	3	Parsons School of Design at The New School	US	92.3
4	4	Rhode Island School of Design (RISD)	US	90.7
5	5	Massachusetts Institute of Technology (MIT)	US	88.4
6	6	Politecnico di Milano	IT	87.2
7	7	Aalto University	FI	86.4
8	8	Glasgow School of Art (GSA)	UK	84.3
9	9	School of the Art Institute of Chicago (SAIC)	US	83.7
10	10	Pratt Institute	US	81.9
11	12	RMIT University	AU	81.7
12	13	Art Center College of Design	US	81.4
13	14=	Tongji University	CN	81.1
14	11	Goldsmiths, University of London	UK	80.8
15	16	The Hong Kong Polytechnic University	HK	80.3
16	14=	Stanford University	US	79.2
17	17	Carnegie Mellon University	US	79.1
18	19	Design Academy Eindhoven	NL	78.3
19	18	Tsinghua University	CN	78.2
20	21	California Institute of the Arts	US	77.3
21	20	The Royal Danish Academy of Fine Arts - The School of Design	DK	77.0
22	24=	École Nationale Supérieure de Création Industrielle, ENSCI Les Ateliers	FR	76.7
23	23	University of Technology Sydney (UTS)	AU	75.1
24	28	Loughborough University	UK	74.0
25	22	California College of the Arts	US	73.8
26	26	Umeå University	SE	73.4
27	51-100	Ecole Nationale Supérieure des Arts Décoratifs (ENSAD)	FR	73.2
28=	27	China Central Academy of Fine Arts	CN	73.0
28=	24=	School of Visual Arts (SVA)	US	73.0
30=	31=	National University of Singapore (NUS)	SG	72.2
30=	35	Universidad de Buenos Aires	AR	72.2
30=	37	University of Oxford	UK	72.2
33	49=	Konstfack University College of Arts, Crafts and Design	SE	72.1
34=	33	Columbia University	US	71.9
34=	29	Yale University	US	71.9
36	47	Savannah College of Art and Design	US	71.5
37	30	Nanyang Technological University (NTU)	SG	71.2
38	38=	Seoul National University (SNU)	KR	71.0
39	31=	University of California, Los Angeles (UCLA)	US	70.5
40=	51-100	Emily Carr University of Art and Design	CA	70.4
40=	45=	Universidad Nacional Autónoma de México (UNAM)	MX	70.4
40=	49=	Universität der Künste Berlin	DE	70.4
43	42	Swinburne University of Technology	AU	70.3
44	43	New York University (NYU)	US	70.2
45	51-100	Zurich University of the Arts (ZHdK)	CH	70.0
46=	36	UCL (University College London)	UK	69.6
46=	45=	Universidad de Palermo	AR	69.6
48	44	The University of New South Wales (UNSW)	AU	69.4
49	34	The University of Melbourne	AU	69.0
50	51-100	Politecnico di Torino	IT	68.9

Classics & Ancient History

2020 Rank	2019 Rank	Institution	Location	Overall
1	2	University of Oxford	UK	97.7
2	1	Sapienza - Università di Roma	IT	97.0
3	3	University of Cambridge	UK	96.9
4	12	Ruprecht-Karls-Universität Heidelberg	DE	96.0
5	4	Ludwig-Maximilians-Universität München	DE	95.0
6	8	Leiden University	NL	92.7
7	21	Humboldt-Universität zu Berlin	DE	92.2
8	22=	Scuola Normale Superiore di Pisa	IT	91.6
9=	5	Harvard University	US	91.5
9=	15	Sorbonne University	FR	91.5
11	18	University of St Andrews	UK	90.0
12	31	Durham University	UK	89.9
13	20	Université Paris 1 Panthéon-Sorbonne	FR	89.0
14	6	Princeton University	US	88.9
15	10	University of California, Berkeley (UCB)	US	88.1
16	22=	Aristotle University of Thessaloniki	GR	87.9
17	16=	UCL (University College London)	UK	87.3
18	9	Yale University	US	87.2
19	25	Università di Bologna (UNIBO)	IT	87.0
20	11	University of Chicago	US	85.9
21	38	Georg-August-Universität Göttingen	DE	85.4
22	29=	King's College London (KCL)	UK	85.3
23	32=	University of Zurich	CH	85.1
24	36=	Brown University	US	84.6
25	16=	Universität Wien	AT	84.4
26		University of Geneva	CH	84.1
27	22=	Katholieke Universiteit Leuven	BE	84.0
28	26	Università di Pisa	IT	83.5
29	13=	University of Toronto	CA	82.8
30	13=	Trinity College Dublin (TCD)	IE	82.7
31	39	Universität Köln	DE	82.3
32	7	Università degli Studi di Roma - Tor Vergata	IT	82.2
33	41	Freie Universität Berlin	DE	81.8
34		Hebrew University of Jerusalem	IL	81.7
35	49=	University of Edinburgh	UK	81.3
36	42=	Université Catholique de Louvain (UCL)	BE	81.2
37	48	University of Basel	CH	81.1
38	19	Stanford University	US	80.9
39	29=	Università degli Studi di Milano	IT	80.8
40		Peking University	CN	80.5
41	28	Universität Freiburg	DE	80.3
42	46	University of Copenhagen	DK	79.8
43		Eberhard Karls Universität Tübingen	DE	79.6
44		Macquarie University	AU	79.4
45	34	Waseda University	JP	79.3
46	44	University of California, Los Angeles (UCLA)	US	78.6
47=	40	University of Michigan-Ann Arbor	US	78.2
47=		University of Otago	NZ	78.2
49	27	Columbia University	US	77.5
50		Fudan University	CN	77.2

English Language & Literature

2020 Rank	2019 Rank	Institution	Location	Overall
1	1	University of Oxford	UK	98.0
2	2	University of Cambridge	UK	97.3
3	3	Harvard University	US	97.0
4	4	University of California, Berkeley (UCB)	US	94.6
5	6	Stanford University	US	93.6
6	5	Yale University	US	93.5
7	7	Princeton University	US	92.1
8	8	University of California, Los Angeles (UCLA)	US	90.6
9	11	University of Edinburgh	UK	90.3
10	12	University of Toronto	CA	89.8
11	9=	Columbia University	US	89.7
12	9=	University of Chicago	US	88.3
13	13	UCL (University College London)	UK	87.6
14	15	King's College London (KCL)	UK	86.5
15	14	New York University (NYU)	US	86.2
16	16	Duke University	US	85.7
17	23	University of British Columbia	CA	85.3
18	17	The University of Melbourne	AU	84.8
19	19	Cornell University	US	84.6
20=	18	The University of Sydney	AU	84.1
20=	21	University of Pennsylvania	US	84.1
22	24	University of York	UK	83.6
23	20	The University of Warwick	UK	83.5
24	22	The University of Manchester	UK	83.4
25	25	Massachusetts Institute of Technology (MIT)	US	82.8
26	29=	McGill University	CA	82.7
27	26=	University of Michigan-Ann Arbor	US	82.6
28=	28	Trinity College Dublin (TCD)	IE	82.5
28=	31	University of Hong Kong (HKU)	HK	82.5
30	33	University of Texas at Austin	US	81.3
31	36	University of Glasgow	UK	81.1
32	34=	University of Leeds	UK	80.9
33	26=	National University of Singapore (NUS)	SG	80.7
34=	37	Freie Universität Berlin	DE	80.5
34=	32	Queen Mary University of London (QMUL)	UK	80.5
36=	29=	Brown University	US	80.0
36=	34=	University of Birmingham	UK	80.0
38	40	Australian National University (ANU)	AU	79.7
39	38	The University of Auckland	NZ	79.5
40	43	Humboldt-Universität zu Berlin	DE	79.4
41	39	The University of New South Wales (UNSW)	AU	78.8
42	47	University of Bristol	UK	78.7
43	41=	University of Amsterdam	NL	78.6
44	51-100	Peking University	CN	78.5
45	50	Monash University	AU	78.4
46	41=	Durham University	UK	78.3
47	44	The University of Tokyo	JP	78.1
48	46	The University of Queensland (UQ)	AU	77.8
49	45	University of St Andrews	UK	77.7
50	51-100	Lancaster University	UK	77.1

39 years in education embedded
21st century technology approaches
with humanity values

25 key research areas including
local & cross border initiatives
benefiting community

1700+ industrial partnership
supported by entrepreneurship
ecosystem

40+ countries of international
students via various mobility
programmes

98.7% graduate employability
within 6 months of
convocation

30% of MSU faculty comprising
international lecturers
broadening MSU's
global outlook

172+ accredited
programmes

25 thousand
students

150+ leading international
universities's collaborations



Fields of study :

- . medicine
- . health science
- . optometry & visual science
- . pharmacy
- . education & social sciences
- . hospitality & creative arts
- . accounting & finance
- . business management
- . media science & graphic
- . engineering & technology
- . information sciences & computing



www.msu.edu.my



Contact us
Tel : +603 5521 6868
Email : enquiry@msu.edu.my

1

Ranked number 1
for 5 years in a row
in student satisfaction

2014-2018

8th

Selected
as a startup-leading
hub university

Highest rating for 8 straight years

68th

Anniversary of
CBNU's foundation

248

CBNU signed an MOU
with about 248 universities
around the world

1,442

The number of
foreign students studying at
CBNU in 2018

A Dynamic Future

Through collaboration of the university's community

CHUNGBUK NATIONAL UNIVERSITY



Contact <http://www.chungbuk.ac.kr/site/english/main.do>



**CHUNGBUK
NATIONAL UNIVERSITY**

History

2020 Rank	2019 Rank	Institution	Location	Overall
1	1	Harvard University	US	98.4
2	3	University of Oxford	UK	98.3
3	2	University of Cambridge	UK	98.0
4	4	Yale University	US	93.0
5	6	London School of Economics and Political Science (LSE)	UK	92.9
6=	7	Stanford University	US	92.1
6=	5	University of California, Berkeley (UCB)	US	92.1
8	8=	Columbia University	US	91.2
9	8=	Princeton University	US	90.7
10	10=	University of California, Los Angeles (UCLA)	US	89.9
11	10=	University of Chicago	US	89.4
12	12	Australian National University (ANU)	AU	89.3
13	13	University of Michigan-Ann Arbor	US	86.7
14	18=	King's College London (KCL)	UK	86.4
15	15=	University of Toronto	CA	86.1
16	23	University of Edinburgh	UK	85.9
17=	20	Leiden University	NL	85.0
17=	14	UCL (University College London)	UK	85.0
19	27	Kyoto University	JP	84.8
20	15=	The University of Tokyo	JP	84.5
21	21	Cornell University	US	84.4
22	15=	National University of Singapore (NUS)	SG	84.3
23	29	Johns Hopkins University	US	84.1
24	22	Peking University	CN	83.9
25	24	University of British Columbia	CA	83.7
26	26	The University of Melbourne	AU	83.6
27	30	Humboldt-Universität zu Berlin	DE	83.2
28	25	The University of Sydney	AU	82.9
29	28	University of Pennsylvania	US	82.7
30	31=	University of Texas at Austin	US	82.6
31	18=	University of Wisconsin-Madison	US	82.2
32	35	Freie Universität Berlin	DE	81.8
33	34	New York University (NYU)	US	81.6
34=	40	Ludwig-Maximilians-Universität München	DE	81.5
34=	46	Université Paris 1 Panthéon-Sorbonne	FR	81.5
36	31=	University of Amsterdam	NL	80.9
37=	36	Duke University	US	80.5
37=	41	Durham University	UK	80.5
39	38	The University of Warwick	UK	80.3
40	33	The University of Manchester	UK	79.9
41	49	University of North Carolina, Chapel Hill	US	79.5
42=	43=	Universidad Nacional Autónoma de México (UNAM)	MX	79.2
42=	39	University of Hong Kong (HKU)	HK	79.2
44	48	University of St Andrews	UK	78.9
45=	51-100	Ruprecht-Karls-Universität Heidelberg	DE	78.7
45=	51-100	SOAS - School of Oriental and African Studies, University of London	UK	78.7
47	43=	McGill University	CA	78.4
48	45	The Chinese University of Hong Kong (CUHK)	HK	78.1
49	51-100	University of York	UK	77.8
50	51-100	University of Exeter	UK	77.4

Linguistics

2020 Rank	2019 Rank	Institution	Location	Overall
1	1	Massachusetts Institute of Technology (MIT)	US	98.1
2	2	University of Massachusetts, Amherst	US	91.3
3	4	University of Edinburgh	UK	89.7
4	6	University of Cambridge	UK	88.3
5=	5	Harvard University	US	87.6
5=	9	University of Oxford	UK	87.6
7	7	University of California, Berkeley (UCB)	US	87.3
8	8	Stanford University	US	87.2
9	3	University of Maryland, College Park	US	86.9
10	10	University of California, Los Angeles (UCLA)	US	86.5
11	11	University of Hong Kong (HKU)	HK	84.9
12	12	Lancaster University	UK	83.1
13	21	University of Toronto	CA	82.8
14	14	UCL (University College London)	UK	81.9
15	13	Australian National University (ANU)	AU	81.5
16=	17=	Peking University	CN	81.3
16=	15	University of Amsterdam	NL	81.3
18	16	University of Pennsylvania	US	80.0
19=	17=	McGill University	CA	79.8
19=	26	University of British Columbia	CA	79.8
21	17=	University of Chicago	US	79.7
22	20	The University of Tokyo	JP	79.5
23	22	The University of Melbourne	AU	78.7
24	23	Lomonosov Moscow State University	RU	78.3
25	24	University of Connecticut	US	78.2
26	25	National University of Singapore (NUS)	SG	77.4
27	35	Leiden University	NL	77.2
28	36	Macquarie University	AU	76.7
29	37	Ohio State University	US	76.6
30=	29	Humboldt-Universität zu Berlin	DE	76.3
30=	27=	University of Illinois at Urbana-Champaign	US	76.3
32	30	University of California, San Diego (UCSD)	US	76.0
33	51-100	Universität Wien	AT	75.5
34	38	Seoul National University (SNU)	KR	74.8
35=	40	Georgetown University	US	74.3
35=	39	New York University (NYU)	US	74.3
37=	31	University of Zurich	CH	74.2
37=	34	Utrecht University	NL	74.2
39=	32=	City University of Hong Kong	HK	74.1
39=	45	The Chinese University of Hong Kong (CUHK)	HK	74.1
41=	42	Stockholm University	SE	74.0
41=	49	The University of Sydney	AU	74.0
43	50	University of Hawaii at Mānoa	US	73.8
44	43=	The University of Manchester	UK	73.4
45=	46=	Radboud University Nijmegen	NL	73.2
45=	48	The Hong Kong Polytechnic University	HK	73.2
47	51-100	National Taiwan University (NTU)	TW	73.1
48	41	University of Texas at Austin	US	73.0
49	51-100	University of Michigan-Ann Arbor	US	72.8
50=	51-100	Nanyang Technological University (NTU)	SG	72.7
50=	51-100	University of Helsinki	FI	72.7



Lomonosov Moscow

7

CAMPUSES OUTSIDE RUSSIA

- Nur-Sultan (Kazakhstan) • Tashkent (Uzbekistan)
- Baku (Azerbaijan) • Dushanbe (Tajikistan)
- Yerevan (Armenia) • Koper (Slovenia)
- Shenzhen MSU-BIT University (China)



Research Library



Botanical Garden



Medical Research Center and University Hospital

MSU MAIN CAMPUSES

1948



140 000 m²

1953



640 000 m²

2020



1 000 000 m²



15 research institutes



PROFESSORS, LECTURERS, AND RESEARCHERS

55

KM – flight altitude of MSU satellite Mikhailo Lomonosov – 150 km higher than the International Space Station

43 faculties and schools

- the oldest – Faculties of Philosophy and Law
- the newest – Faculty of Cosmic Research

6 satellites

3 astronomical observatories

725

PARTNER UNIVERSITIES AND RESEARCH CENTRES

IN 84 COUNTRIES

ON 5 CONTINENTS

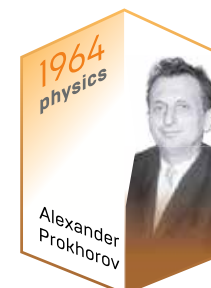




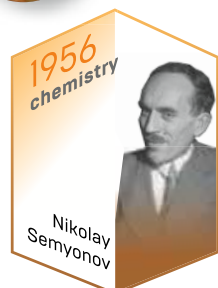
42 000 students

including 9500 international students

2 petascale supercomputers



Nobel Laureates who studied or worked at Lomonosov



State University



www.msu.ru

1 Leninskie Gory,
Moscow, Russia

RANKINGS

Top 50 in the world
in seven subjects*

- ▣ Natural Sciences
- ▣ Physics & Astronomy
- ▣ Mathematics
- ▣ Arts & Humanities
- ▣ Linguistics
- ▣ Modern Languages
- ▣ Hospitality & Leisure Management

* QS World University Rankings by Subject, 2020



Six museums

- ▣ Earth Sciences
- ▣ Minerals and Fossils
- ▣ Anthropology
- ▣ Zoology
- ▣ History of MSU
- ▣ Art Gallery



Two Preparatory High Schools

- ▣ Kolmogorov School
- ▣ University High School



Science Park

Vorobyovy Gory Technological Valley (Megacenter Project)

- Biomedical cluster with in vivo research centre, drug testing laboratories, and living systems depository
- Nanotechnology and novel materials cluster with cleanrooms and nano-machine laboratories
- Information technology, mathematical modelling, and high-performance calculation cluster
- Robotics, machine engineering, energy efficiency, and storage cluster
- Space exploration cluster, including operational space monitoring and asteroid threat assessment centre
- Earth sciences and environmental projects cluster
- Interdisciplinary humanities and cognitive science cluster



MILLION
SQUARE METRES

2 962 300 000 000 000 000 000






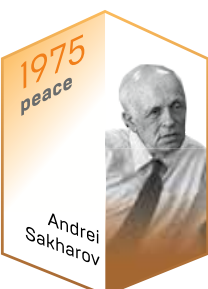
CALCULATIONS per second performed by the Lomonosov-2 supercomputer.
Its processing capacity is equivalent to about 10 000 regular notebook computers.

Moscow State University

41 972

ARTICLES

published in scientific journals by MSU researchers in the last 10 years. This is more than 10% of Russia's total scientific publication output.



Modern Languages

2020 Rank	2019 Rank	Institution	Location	Overall
1	3	University of Oxford	UK	99.6
2	1	Harvard University	US	99.4
3	2	University of Cambridge	UK	99.1
4	4	University of California, Berkeley (UCB)	US	94.0
5	5	Stanford University	US	93.0
6	6	Yale University	US	92.4
7	7	University of California, Los Angeles (UCLA)	US	90.5
8	8=	The University of Tokyo	JP	90.2
9	10	Peking University	CN	89.8
10	8=	Columbia University	US	89.1
11	12	Princeton University	US	88.9
12	17	University of Edinburgh	UK	88.1
13	13	National University of Singapore (NUS)	SG	87.6
14=	11	Massachusetts Institute of Technology (MIT)	US	87.3
14=	14	New York University (NYU)	US	87.3
14=	18	University of Chicago	US	87.3
17	19=	Seoul National University (SNU)	KR	87.2
18	19=	UCL (University College London)	UK	86.9
19	15	Universidad Nacional Autónoma de México (UNAM)	MX	86.1
20=	26=	Freie Universität Berlin	DE	85.5
20=	25	Kyoto University	JP	85.5
22	23=	University of Hong Kong (HKU)	HK	85.1
23	16	Universidad de Buenos Aires	AR	85.0
24	23=	The University of Melbourne	AU	84.9
25	33=	Sorbonne University	FR	84.7
26	21=	Fudan University	CN	84.4
27=	38	Humboldt-Universität zu Berlin	DE	84.0
27=	21=	University of Toronto	CA	84.0
29	32	The Chinese University of Hong Kong (CUHK)	HK	83.4
30	26=	The University of Sydney	AU	83.2
31	30=	Australian National University (ANU)	AU	82.7
32	28=	Université Sorbonne Nouvelle Paris 3	FR	82.6
33	36	National Taiwan University (NTU)	TW	82.5
34	33=	Lomonosov Moscow State University	RU	82.4
35	51-100	King's College London (KCL)	UK	82.2
36	40	Ludwig-Maximilians-Universität München	DE	82.1
37	35	The University of Manchester	UK	82.0
38	48=	Tsinghua University	CN	81.7
39=	42=	Cornell University	US	81.3
39=	46=	Università di Bologna (UNIBO)	IT	81.3
41	37	University of Michigan-Ann Arbor	US	81.2
42=	51-100	The University of Warwick	UK	81.0
42=	30=	Universidade de São Paulo (USP)	BR	81.0
42=	42=	Waseda University	JP	81.0
45	51-100	Monash University	AU	80.5
46=	41	Korea University	KR	80.4
46=	46=	Leiden University	NL	80.4
46=	28=	Pontificia Universidad Católica de Chile	CL	80.4
49	51-100	University of Amsterdam	NL	80.2
50=	51-100	University of Pennsylvania	US	80.0
50=	51-100	Yonsei University	KR	80.0

Performing Arts

2020 Rank	2019 Rank	Institution	Location	Overall
1	1=	Juilliard School	US	92.9
2	3	Royal College of Music	UK	92.2
3	1=	University of Music and Performing Arts Vienna	AT	91.9
4	4	Royal Academy of Music	UK	88.5
5	6	New York University (NYU)	US	87.7
6	7	Guildhall School of Music and Drama	UK	85.5
7=	5	Curtis Institute of Music	US	83.7
7=	13	Hong Kong Academy of Performing Arts	HK	83.7
9	19=	Royal Conservatoire of Scotland (Formerly Royal Scottish Academy of Music and Drama)	UK	82.9
10	8	Harvard University	US	81.4
11	11	University of Cambridge	UK	80.9
12	9=	University of Oxford	UK	80.8
13	12	Sibelius Academy, University of the Arts Helsinki	FI	80.0
14	17=	Royal Holloway University of London	UK	79.3
15	28=	The University of Sydney	AU	78.8
16	15	The University of Melbourne	AU	78.7
17	14	Conservatoire national supérieur de musique et de danse de Paris (CNSMDP)	FR	78.4
18	17=	Yale University	US	78.1
19	21	University of California, Berkeley (UCB)	US	77.7
20=	16	Monash University	AU	77.4
20=	19=	Stanford University	US	77.4
22	32	University Mozarteum Salzburg	AT	77.3
23=	22	Indiana University Bloomington	US	77.1
23=	23	University of California, Los Angeles (UCLA)	US	77.1
25	25=	Columbia University	US	76.7
26	9=	Northwestern University	US	76.6
27=	25=	University of Huddersfield	UK	76.0
27=	28=	University of Rochester	US	76.0
29	33	Norwegian Academy of Music	NO	75.8
30	51-100	Royal College of Music in Stockholm	SE	75.4
31	38	Queen Mary University of London (QMUL)	UK	75.2
32	51-100	The University of Auckland	NZ	74.1
33	24	Central School of Speech & Drama	UK	73.9
34	34	McGill University	CA	73.8
35	27	University of Chicago	US	73.7
36	31	National University of Singapore (NUS)	SG	73.4
37	45=	Australian National University (ANU)	AU	72.7
38=	37	Korea National University of Arts	KR	72.2
38=	51-100	The Royal Danish Academy of Music	DK	72.2
40	35	Central Academy of Drama, China	CN	71.9
41	47=	University of Toronto	CA	71.8
42	39	King's College London (KCL)	UK	71.6
43	41	Princeton University	US	70.9
44		Moscow P. I. Tchaikovsky Conservatory	RU	70.5
45	51-100	The University of Manchester	UK	70.4
46	47=	Hochschule für Musik Hanns Eisler Berlin	DE	70.3
47	51-100	The Liszt Academy of Music	HU	70.2
48	36	Hochschule für Musik und Theater Hamburg	DE	69.9
49=	50=	Griffith University	AU	69.8
49=	45=	University of Michigan-Ann Arbor	US	69.8

Philosophy

2020 Rank	2019 Rank	Institution	Location	Overall
1	3	New York University (NYU)	US	97.1
2	2	Rutgers - The State University of New Jersey, New Brunswick	US	96.7
3	1	University of Pittsburgh	US	95.4
4	4	University of Oxford	UK	92.0
5	9	London School of Economics and Political Science (LSE)	UK	90.7
6	8	University of St Andrews	UK	90.4
7	5	Australian National University (ANU)	AU	89.9
8	10	King's College London (KCL)	UK	89.7
9	6	Harvard University	US	89.4
10	7	University of Cambridge	UK	88.7
11	13=	University of Toronto	CA	86.7
12	11	Princeton University	US	86.5
13	12	Humboldt-Universität zu Berlin	DE	86.3
14	15	Ludwig-Maximilians-Universität München	DE	85.5
15	17	University of Notre Dame	US	84.6
16	18	Yale University	US	84.0
17=	16	Stanford University	US	83.8
17=	13=	University of California, Berkeley (UCB)	US	83.8
19	24	Université PSL (Paris Sciences & Lettres)	FR	83.3
20	19	University of Edinburgh	UK	81.5
21	28=	Universität Frankfurt am Main	DE	80.6
22	20	UCL (University College London)	UK	80.3
23	23	University of Chicago	US	80.1
24	21=	Columbia University	US	79.1
25	25=	The University of Sydney	AU	78.6
26	34	Macquarie University	AU	77.1
27	38	University of Bristol	UK	76.8
28=	47	Université Paris 1 Panthéon-Sorbonne	FR	76.7
28=	21=	University of Helsinki	FI	76.7
30=	30	Monash University	AU	76.2
30=	28=	The Chinese University of Hong Kong (CUHK)	HK	76.2
32	32	Renmin (People's) University of China	CN	75.9
33	25=	University of Oslo	NO	75.8
34	36=	The University of Tokyo	JP	75.6
35	31	Katholieke Universiteit Leuven	BE	75.3
36	33	University of Michigan-Ann Arbor	US	75.0
37	44=	Central European University	HU	74.7
38	40	The University of Warwick	UK	74.6
39	27	University of Copenhagen	DK	74.5
40	39	University of Amsterdam	NL	72.5
41	42	City University of New York	US	72.4
42	51-100	Fudan University	CN	71.8
43=	51-100	McGill University	CA	71.4
43=	41	The University of Auckland	NZ	71.4
45=	51-100	Cornell University	US	71.2
45=	44=	Seoul National University (SNU)	KR	71.2
45=	49	Universitat de Barcelona (UB)	ES	71.2
48	35	University of Geneva	CH	71.0
49=	46	Massachusetts Institute of Technology (MIT)	US	70.9
49=	50=	Peking University	CN	70.9


Theology, Divinity & Religious Studies

2020 Rank	2019 Rank	Institution	Location	Overall
1	2	University of Notre Dame	US	96.7
2	3	University of Oxford	UK	94.6
3	1	Harvard University	US	94.4
4	5	Durham University	UK	91.6
5	4	University of Cambridge	UK	91.5
6	6=	Yale University	US	90.0
7	6=	Eberhard Karls Universität Tübingen	DE	89.9
8	9	Duke University	US	88.6
9	10	University of Chicago	US	87.7
10	11	Boston College	US	87.4
11	22	Hebrew University of Jerusalem	IL	87.1
12=	13	Princeton University	US	85.8
12=	8	Université Catholique de Louvain (UCL)	BE	85.8
14	12	University of California, Berkeley (UCB)	US	85.4
15	19	Stanford University	US	85.3
16	14	Katholieke Universiteit Leuven	BE	84.8
17=	24=	King's College London (KCL)	UK	84.6
17=	18	University of St Andrews	UK	84.6
19=	17	University of Edinburgh	UK	84.2
19=	16	University of Toronto	CA	84.2
21	40=	Georg-August-Universität Göttingen	DE	83.8
22=	20	Columbia University	US	83.3
22=	15	Vrije Universiteit Amsterdam	NL	83.3
24	35	Emory University	US	82.7
25=	21	Ruprecht-Karls-Universität Heidelberg	DE	82.2
25=	34	University of Aberdeen	UK	82.2
27	29	Ludwig-Maximilians-Universität München	DE	82.0
28	49	Boston University	US	81.7
29	24=	University of California, Los Angeles (UCLA)	US	81.2
30	26=	Georgetown University	US	81.0
31	42	University of Zurich	CH	79.3
32	23	The Chinese University of Hong Kong (CUHK)	HK	78.7
33	50	Fordham University	US	78.3
34	26=	University of Birmingham	UK	78.0
35	36	Humboldt-Universität zu Berlin	DE	77.3
36	45=	University of Oslo	NO	76.9
37	51-100	International Islamic University Malaysia (IIUM)	MY	76.3
38	30	Aarhus University	DK	76.1
39	45=	Baylor University	US	75.6
40=	37	Pontificia Universidad Católica de Chile	CL	75.1
40=	31=	University of British Columbia	CA	75.1
42	28	SOAS - School of Oriental and African Studies, University of London	UK	75.0
43	38	McGill University	CA	74.6
44	51-100	University of Copenhagen	DK	73.6
45		University of Lausanne	CH	73.3
46=	51-100	McMaster University	CA	72.8
46=	51-100	Uppsala University	SE	72.8
48	33	Leiden University	NL	72.7
49=	51-100	University of Helsinki	FI	72.3
49=		Vanderbilt University	US	72.3

PRIDE OF KOREA

Leading the Future in University Education

Innovative education platform
Collaborative curriculum
Evolving academic ecosystem



Faculty | Engineering & Technology


2020 Rank	2019 Rank	Institution	Location	Overall
1	1	Massachusetts Institute of Technology (MIT)	US	98.1
2	2	Stanford University	US	96.3
3	4	University of Cambridge	UK	94.1
4	3	ETH Zurich (Swiss Federal Institute of Technology)	CH	94.0
5	5	University of California, Berkeley (UCB)	US	93.5
6	6=	University of Oxford	UK	93.2
7	8=	Imperial College London	UK	92.9
8	6=	Nanyang Technological University (NTU)	SG	92.0
9	10	Tsinghua University	CN	91.7
10	8=	National University of Singapore (NUS)	SG	91.6
11	11	Ecole Polytechnique Fédérale de Lausanne (EPFL)	CH	91.4
12	12	Harvard University	US	90.9
13	14	Georgia Institute of Technology (Georgia Tech)	US	89.7
14	15	California Institute of Technology (Caltech)	US	88.9
15	17	Delft University of Technology	NL	88.5
16	26=	KAIST - Korea Advanced Institute of Science and Technology	KR	88.1
17	19	Carnegie Mellon University	US	87.3
18	18	The Hong Kong University of Science and Technology (HKUST)	HK	87.0
19	21	University of California, Los Angeles (UCLA)	US	86.4
20	16	Politecnico di Milano	IT	86.3
21	13	The University of Tokyo	JP	86.2
22=	20	Peking University	CN	85.8
22=	28	Seoul National University (SNU)	KR	85.8
22=	22=	University of Toronto	CA	85.8
25	22=	Technische Universität München	DE	85.5
26	26=	Shanghai Jiao Tong University	CN	85.4
27	31=	University of Illinois at Urbana-Champaign	US	84.6
28=	24	Tokyo Institute of Technology	JP	84.5
28=	31=	University of Texas at Austin	US	84.5
30	36	KTH, Royal Institute of Technology	SE	84.4
31	25	Princeton University	US	84.0
32=	33=	Cornell University	US	83.1
32=	43	Purdue University	US	83.1
32=	42	University of British Columbia	CA	83.1
32=	33=	Zhejiang University	CN	83.1
36	37	University of Michigan-Ann Arbor	US	82.9
37	38=	The University of New South Wales (UNSW)	AU	82.8
38	30	Kyoto University	JP	82.5
39=	49	UCL (University College London)	UK	82.1
39=	35	University of Hong Kong (HKU)	HK	82.1
41=	29	National Taiwan University (NTU)	TW	82.0
41=	40	The University of Melbourne	AU	82.0
41=	46	University of Waterloo	CA	82.0
44	53=	Indian Institute of Technology Bombay (IITB)	IN	81.9
45=	47	Technische Universität Berlin	DE	81.6
45=	55	The University of Manchester	UK	81.6
47=	61=	Indian Institute of Technology Delhi (IITD)	IN	81.4
47=	45	McGill University	CA	81.4
47=	41	Politecnico di Torino	IT	81.4
50	52	Fudan University	CN	81.1

Computer Science & Information Systems

2020 Rank	2019 Rank	Institution	Location	Overall
1	1	Massachusetts Institute of Technology (MIT)	US	94.1
2	2	Stanford University	US	93.4
3	3	Carnegie Mellon University	US	93.1
4	4	University of California, Berkeley (UCB)	US	90.1
5	6	University of Oxford	UK	89.5
6	5	University of Cambridge	UK	89.1
7	7	Harvard University	US	88.7
8	8	Ecole Polytechnique Fédérale de Lausanne (EPFL)	CH	87.8
9	9	ETH Zurich (Swiss Federal Institute of Technology)	CH	87.3
10	11	University of Toronto	CA	86.1
11	13=	Princeton University	US	85.0
12	10	National University of Singapore (NUS)	SG	84.9
13	15=	Tsinghua University	CN	84.3
14	15=	Imperial College London	UK	84.2
15	13=	University of California, Los Angeles (UCLA)	US	83.8
16	12	Nanyang Technological University (NTU)	SG	83.7
17	23	UCL (University College London)	UK	82.7
18	17	University of Washington	US	82.5
19=	18=	Columbia University	US	82.1
19=	25	Cornell University	US	82.1
19=	20	New York University (NYU)	US	82.1
19=	18=	Peking University	CN	82.1
23	21	University of Edinburgh	UK	81.8
24	22	University of Waterloo	CA	81.7
25	28	University of British Columbia	CA	81.4
26	26=	The Hong Kong University of Science and Technology (HKUST)	HK	80.9
27	24	Georgia Institute of Technology (Georgia Tech)	US	80.7
28	26=	The University of Tokyo	JP	80.3
29	29=	California Institute of Technology (Caltech)	US	80.2
30	36	The Chinese University of Hong Kong (CUHK)	HK	79.6
31	29=	University of Texas at Austin	US	79.4
32	32	The University of Melbourne	AU	79.3
33	31	University of Illinois at Urbana-Champaign	US	79.0
34	38=	Shanghai Jiao Tong University	CN	78.7
35	34=	University of Pennsylvania	US	78.5
36=	38=	KAIST - Korea Advanced Institute of Science and Technology	KR	78.4
36=	34=	Technische Universität München	DE	78.4
38	33	University of Hong Kong (HKU)	HK	78.1
39	43	Université PSL (Paris Sciences & Lettres)	FR	77.8
40	37	Politecnico di Milano	IT	77.4
41	40	Australian National University (ANU)	AU	77.3
42	42	The University of Sydney	AU	77.0
43	41	KTH, Royal Institute of Technology	SE	76.8
44	44	University of Southern California	US	76.6
45	51-100	University of Amsterdam	NL	76.2
46	46=	Yale University	US	76.0
47	51-100	University of Chicago	US	75.9
48=	45	Seoul National University (SNU)	KR	75.8
48=	50	University of Michigan-Ann Arbor	US	75.8
50	51-100	University of Maryland, College Park	US	75.7

Students to the world with PNU

PUSAN NATIONAL UNIVERSITY



Engineering - Chemical

2020 Rank	2019 Rank	Institution	Location	Overall
1	1	Massachusetts Institute of Technology (MIT)	US	99.6
2	2	Stanford University	US	96.6
3	3=	University of Cambridge	UK	94.8
4	3=	University of California, Berkeley (UCB)	US	94.6
5	5	ETH Zurich (Swiss Federal Institute of Technology)	CH	93.1
6	6	University of Oxford	UK	92.5
7	7=	California Institute of Technology (Caltech)	US	91.8
8=	16	Ecole Polytechnique Fédérale de Lausanne (EPFL)	CH	91.2
8=	7=	National University of Singapore (NUS)	SG	91.2
10	9	Imperial College London	UK	91.1
11	12	Nanyang Technological University (NTU)	SG	90.4
12	11	Tsinghua University	CN	89.3
13	10	Delft University of Technology	NL	88.8
14	14	The University of Tokyo	JP	88.5
15	15	Princeton University	US	87.4
16	19	University of California, Los Angeles (UCLA)	US	87.3
17	20	Yale University	US	87.0
18	28	UCL (University College London)	UK	86.2
19	13	Kyoto University	JP	85.9
20	17	University of Texas at Austin	US	85.8
21	18	University of Wisconsin-Madison	US	85.7
22	21	The University of Manchester	UK	85.6
23	22	KAIST - Korea Advanced Institute of Science and Technology	KR	85.3
24	26	Georgia Institute of Technology (Georgia Tech)	US	85.1
25	23	Seoul National University (SNU)	KR	85.0
26	25	University of Minnesota Twin Cities	US	84.7
27	27	University of Toronto	CA	84.6
28	24	Northwestern University	US	84.1
29	29=	Monash University	AU	83.3
30	38	Cornell University	US	82.6
31	31	Tokyo Institute of Technology	JP	82.2
32=	34	The Hong Kong University of Science and Technology (HKUST)	HK	82.0
32=	32	The University of Melbourne	AU	82.0
34	44	Politecnico di Milano	IT	81.8
35=	35=	Sungkyunkwan University	KR	81.6
35=	40	University of Michigan-Ann Arbor	US	81.6
37	35=	Rheinisch-Westfälische Technische Hochschule Aachen	DE	81.1
38=	35=	Technische Universität Berlin	DE	81.0
38=	33	The University of Queensland (UQ)	AU	81.0
40=	42=	The University of New South Wales (UNSW)	AU	80.8
40=	48	University of Pennsylvania	US	80.8
42	47	Purdue University	US	80.5
43	42=	Eindhoven University of Technology	NL	80.4
44	51-100	Columbia University	US	80.0
45	50	Technische Universität München	DE	79.9
46=	41	McGill University	CA	79.7
46=	51-100	University of British Columbia	CA	79.7
48=	49	Pennsylvania State University	US	79.5
48=	29=	University of Delaware	US	79.5
50	51-100	Indian Institute of Technology Bombay (IITB)	IN	79.4

Engineering - Civil & Structural

2020 Rank	2019 Rank	Institution	Location	Overall
1	1	Massachusetts Institute of Technology (MIT)	US	96.7
2	4	Delft University of Technology	NL	95.5
3	5	University of Cambridge	UK	93.9
4	3	University of California, Berkeley (UCB)	US	93.5
5	6	Imperial College London	UK	93.4
6	8	ETH Zurich (Swiss Federal Institute of Technology)	CH	93.3
7	7	Politecnico di Milano	IT	92.8
8	11	Ecole Polytechnique Fédérale de Lausanne (EPFL)	CH	92.1
9	2	National University of Singapore (NUS)	SG	92.0
10	9	Tsinghua University	CN	91.1
11	12	The University of New South Wales (UNSW)	AU	90.7
12	10	Nanyang Technological University (NTU)	SG	90.4
13	13	Stanford University	US	89.9
14	20	The University of Sydney	AU	88.3
15=	22	The University of Melbourne	AU	87.1
15=	16	University of Oxford	UK	87.1
17	17=	The Hong Kong University of Science and Technology (HKUST)	HK	86.6
18	14	Georgia Institute of Technology (Georgia Tech)	US	86.5
19=	15	The Hong Kong Polytechnic University	HK	85.9
19=	17=	University of Hong Kong (HKU)	HK	85.9
21=	30=	Monash University	AU	85.1
21=	19	The University of Tokyo	JP	85.1
23	23	Universitat Politècnica de Catalunya	ES	84.6
24	21	University of Illinois at Urbana-Champaign	US	84.5
25	24=	Politecnico di Torino	IT	84.2
26	36	The University of Queensland (UQ)	AU	83.7
27=	29	Purdue University	US	83.2
27=	26	University of Texas at Austin	US	83.2
29	27	Shanghai Jiao Tong University	CN	83.0
30	33	The University of Western Australia (UWA)	AU	82.9
31	40	Tongji University	CN	82.6
32	37=	Pontificia Universidad Católica de Chile	CL	82.3
33=	28	KAIST - Korea Advanced Institute of Science and Technology	KR	82.2
33=	24=	Kyoto University	JP	82.2
35	30=	Seoul National University (SNU)	KR	82.1
36	30=	University of British Columbia	CA	82.0
37	35	University of Toronto	CA	81.8
38	45=	Universidad Politécnica de Madrid	ES	81.6
39=	48=	National Technical University of Athens	GR	81.5
39=	37=	The University of Auckland	NZ	81.5
41	34	University of Michigan-Ann Arbor	US	81.2
42=	43	KTH, Royal Institute of Technology	SE	81.1
42=	41=	The University of Manchester	UK	81.1
44	41=	Tokyo Institute of Technology	JP	80.8
45	51-100	University of Leeds	UK	80.5
46	45=	Universidade de São Paulo (USP)	BR	80.3
47=	51-100	Technische Universität München	DE	80.1
47=	44	The University of Sheffield	UK	80.1
47=	51-100	UCL (University College London)	UK	80.1
50	37=	National Taiwan University (NTU)	TW	79.7

Pride & Hope

Cherish the Truth, Enlighten the World

CHONNAM NATIONAL UNIVERSITY

Democracy, Human rights
Justice, Freedom & Peace

Gwangju, Korea,
The May 18 Democratic Uprising

17
colleges

11
graduate schools

96
departments

1,260
faculty members

32,309
students

120.1 million USD
total research funds

2,636
research projects

499 institutions in 62 countries
international partnership

2,185
international students

Contact

77, Yongbong-ro, Buk-gu, Gwangju, 61186, Korea
<http://global.jnu.ac.kr>

 CHONNAM
NATIONAL UNIVERSITY

Engineering - Electrical & Electronic

2020 Rank	2019 Rank	Institution	Location	Overall
1	1	Massachusetts Institute of Technology (MIT)	US	97.5
2	2	Stanford University	US	94.4
3	4	University of California, Berkeley (UCB)	US	92.1
4	5	University of Cambridge	UK	91.7
5	3	ETH Zurich (Swiss Federal Institute of Technology)	CH	91.5
6	6	Nanyang Technological University (NTU)	SG	91.0
7	7=	Imperial College London	UK	90.5
8	11	University of Oxford	UK	90.3
9	9=	Ecole Polytechnique Fédérale de Lausanne (EPFL)	CH	90.1
10	7=	Harvard University	US	89.8
11	12	Tsinghua University	CN	89.2
12	9=	National University of Singapore (NUS)	SG	89.0
13	15	California Institute of Technology (Caltech)	US	87.5
14	14	Georgia Institute of Technology (Georgia Tech)	US	87.0
15	13	University of California, Los Angeles (UCLA)	US	86.4
16	24	Delft University of Technology	NL	86.1
17=	20=	KAIST - Korea Advanced Institute of Science and Technology	KR	84.3
17=	19	KTH, Royal Institute of Technology	SE	84.3
17=	23	Politecnico di Milano	IT	84.3
20=	20=	Technische Universität München	DE	84.2
20=	17	The University of Tokyo	JP	84.2
22	22	The Hong Kong University of Science and Technology (HKUST)	HK	84.0
23	18	University of Toronto	CA	83.6
24	16	Carnegie Mellon University	US	83.5
25	25	University of Illinois at Urbana-Champaign	US	83.4
26	32	University of Michigan-Ann Arbor	US	82.6
27	26	Peking University	CN	82.5
28	29	University of Texas at Austin	US	82.3
29=	27	Seoul National University (SNU)	KR	82.1
29=	28	Shanghai Jiao Tong University	CN	82.1
31	38	The University of Manchester	UK	81.4
32=	30=	Princeton University	US	81.0
32=	30=	University of Hong Kong (HKU)	HK	81.0
34	33	Rheinisch-Westfälische Technische Hochschule Aachen	DE	80.9
35	36	The University of New South Wales (UNSW)	AU	80.7
36	35	The University of Melbourne	AU	80.6
37	34	Tokyo Institute of Technology	JP	80.5
38=	42=	Politecnico di Torino	IT	80.3
38=	42=	University of British Columbia	CA	80.3
40	40=	University of California, San Diego (UCSD)	US	79.9
41	40=	Purdue University	US	79.7
42=	46	CentraleSupélec	FR	79.5
42=	48	Technische Universität Berlin	DE	79.5
44=	44	Cornell University	US	79.3
44=	37	National Taiwan University (NTU)	TW	79.3
46	47	Universiti Malaya (UM)	MY	79.1
47	39	Zhejiang University	CN	79.0
48	51-100	UCL (University College London)	UK	78.9
49	51-100	Indian Institute of Technology Delhi (IITD)	IN	78.8
50	49=	Aalborg University	DK	78.6

Engineering - Mechanical, Aeronautical & Manufacturing

2020 Rank	2019 Rank	Institution	Location	Overall
1	1	Massachusetts Institute of Technology (MIT)	US	98.9
2	2	Stanford University	US	96.2
3	3	University of Cambridge	UK	94.2
4	5	Harvard University	US	93.5
5	4	Delft University of Technology	NL	92.9
6	6	University of California, Berkeley (UCB)	US	91.8
7=	10	Imperial College London	UK	90.9
7=	8=	University of Oxford	UK	90.9
9	7	Politecnico di Milano	IT	90.4
10	8=	University of Michigan-Ann Arbor	US	90.3
11	11	Nanyang Technological University (NTU)	SG	89.9
12	13	ETH Zurich (Swiss Federal Institute of Technology)	CH	89.7
13	12	Georgia Institute of Technology (Georgia Tech)	US	89.3
14	14	Tsinghua University	CN	89.2
15	15	National University of Singapore (NUS)	SG	88.6
16	18	Ecole Polytechnique Fédérale de Lausanne (EPFL)	CH	87.6
17	17	California Institute of Technology (Caltech)	US	87.5
18=	19	Rheinisch-Westfälische Technische Hochschule Aachen	DE	86.9
18=	16	The University of Tokyo	JP	86.9
20	28	Purdue University	US	86.0
21	22	Shanghai Jiao Tong University	CN	85.6
22	23	KAIST - Korea Advanced Institute of Science and Technology	KR	85.3
23	24	Seoul National University (SNU)	KR	84.9
24	21	Peking University	CN	84.5
25	25	Technische Universität München	DE	84.2
26	20	University of California, Los Angeles (UCLA)	US	84.0
27=	29	The Hong Kong University of Science and Technology (HKUST)	HK	83.9
27=	35	The University of Manchester	UK	83.9
29	26	KTH, Royal Institute of Technology	SE	83.4
30	31	Politecnico di Torino	IT	82.9
31	30	Katholieke Universiteit Leuven	BE	82.4
32	32=	University of Toronto	CA	82.0
33	27	McGill University	CA	81.6
34	51-100	Ecole Polytechnique	FR	81.4
35	49=	Tokyo Institute of Technology	JP	81.3
36	45	Cornell University	US	81.2
37	44	Eindhoven University of Technology	NL	81.1
38=	32=	Northwestern University	US	81.0
38=	51-100	University of Illinois at Urbana-Champaign	US	81.0
40=	34	Princeton University	US	80.4
40=	48	University of Texas at Austin	US	80.4
42	36	Universität Stuttgart	DE	80.3
43=	39	Cranfield University	UK	80.1
43=	37	KIT, Karlsruher Institut für Technologie	DE	80.1
45	51-100	Pennsylvania State University	US	80.0
46	51-100	Xi'an Jiaotong University	CN	79.9
47=	42=	Sungkyunkwan University	KR	79.7
47=	40	University of Hong Kong (HKU)	HK	79.7
49	49=	Universidad Politécnica de Madrid	ES	79.5
50	51-100	The University of Melbourne	AU	79.4

Engineering - Mineral & Mining

2020 Rank	2019 Rank	Institution	Location	Overall
1	1	Colorado School of Mines	US	93.5
2	2	Curtin University	AU	85.2
3	4	The University of Western Australia (UWA)	AU	80.0
4	6	The University of New South Wales (UNSW)	AU	79.6
5	5	The University of Queensland (UQ)	AU	79.3
6	3	McGill University	CA	78.1
7		Monash University	AU	76.6
8	7	Queen's University	CA	75.7
9=	8	Universidad de Chile	CL	75.1
9=	9	University of British Columbia	CA	75.1
11	12	University of Alberta	CA	74.9
12	13	University of The Witwatersrand	ZA	74.8
13	10	Pennsylvania State University	US	74.6
14	14=	Camborne School of Mines University of Exeter	UK	73.6
15	18	Delft University of Technology	NL	72.6
16=	16	Technische Universität Bergakademie Freiberg	DE	72.5
16=	11	The University of Melbourne	AU	72.5
18	19=	St.Petersburg Mining University	RU	71.7
19	21	Université PSL (Paris Sciences & Lettres)	FR	70.8
20	19=	University of Arizona	US	70.0
21	32	Rheinisch-Westfälische Technische Hochschule Aachen	DE	69.8
22=	22	University of Toronto	CA	69.6
22=	23	Virginia Polytechnic Institute (Virginia Tech)	US	69.6
24	17	University of Wollongong	AU	69.4
25	37	King Fahd University of Petroleum & Minerals (KFUPM)	SA	69.1
26	26=	Wuhan University	CN	68.5
27	14=	Universidad Nacional Autónoma de México (UNAM)	MX	68.3
28	30=	University of Colorado at Boulder	US	67.3
29	25	Nanjing University	CN	66.9
30=	26=	The University of Adelaide	AU	66.8
30=	40=	University of Newcastle	AU	66.8
32	35	University of Utah	US	66.7
33=	36	China University of Mining and Technology	CN	66.5
33=	33	Universidade de São Paulo (USP)	BR	66.5
35	45	Laval University	CA	66.0
36=	28	Kyushu University	JP	65.7
36=		Middle East Technical University	TR	65.7
38=	24	Politecnico di Torino	IT	65.6
38=	34	Universidad Politécnica de Madrid	ES	65.6
40	30=	University of Southampton	UK	64.6
41	38	Indian Institute of Technology Bombay (IITB)	IN	64.3
42		Universiti Teknologi Petronas (Petronas)	MY	63.9
43	48	Missouri University of Science and Technology	US	63.8
44	40=	Waseda University	JP	63.6
45		Ruhr-Universität Bochum	DE	63.4
46=	47	Indian Institute of Technology Kharagpur (IITKGP)	IN	63.2
46=	42	National University of Science and Technology "MISIS"	RU	63.2
48		Istanbul Technical University	TR	63.1
49	43	Cardiff University	UK	63.0
50		Western University	CA	62.8

Faculty | Life Sciences & Medicine

2020 Rank	2019 Rank	Institution	Location	Overall
1	1	Harvard University	US	98.5
2	2	University of Oxford	UK	95.5
3	3	University of Cambridge	UK	94.4
4	4	Stanford University	US	93.7
5	5	Johns Hopkins University	US	93.3
6	6	Massachusetts Institute of Technology (MIT)	US	93.1
7	7	University of California, San Francisco (UCSF)	US	90.3
8=	10	UCL (University College London)	UK	90.2
8=	8	University of California, Los Angeles (UCLA)	US	90.2
10	9	Karolinska Institute	SE	90.1
11	14=	Imperial College London	UK	89.5
12	12	Yale University	US	89.4
13	11	University of Toronto	CA	88.9
14	13	University of California, San Diego (UCSD)	US	87.2
15=	14=	University of California, Berkeley (UCB)	US	87.1
15=	16	University of Pennsylvania	US	87.1
17	19=	University of Washington	US	86.6
18	25	University of Copenhagen	DK	86.5
19	17	Columbia University	US	86.2
20=	22	King's College London (KCL)	UK	86.1
20=	19=	University of Edinburgh	UK	86.1
22=	23=	Cornell University	US	85.8
22=	21	The University of Melbourne	AU	85.8
24	23=	The University of Sydney	AU	85.1
25=	26	National University of Singapore (NUS)	SG	84.0
25=	27	University of Michigan-Ann Arbor	US	84.0
27	28	McGill University	CA	83.9
28=	31	University of British Columbia	CA	83.8
28=	30	Washington University in St. Louis	US	83.8
30=	18	Duke University	US	83.2
30=	29	The University of Tokyo	JP	83.2
32	35=	Seoul National University (SNU)	KR	82.3
33=	38	Ludwig-Maximilians-Universität München	DE	82.0
33=	39	Ruprecht-Karls-Universität Heidelberg	DE	82.0
33=	35=	University of Amsterdam	NL	82.0
33=	32	University of North Carolina, Chapel Hill	US	82.0
37	33	The University of Queensland (UQ)	AU	81.9
38	37	University of Chicago	US	81.8
39	34	Monash University	AU	81.6
40	40	New York University (NYU)	US	81.4
41	42=	The University of Manchester	UK	81.2
42	44=	Utrecht University	NL	81.1
43	42=	University of Zurich	CH	81.0
44	46	ETH Zurich (Swiss Federal Institute of Technology)	CH	80.7
45=	90=	Sorbonne University	FR	80.6
45=	49	University of California, Davis (UCD)	US	80.6
47	41	Boston University	US	80.5
48	48	University of Pittsburgh	US	80.4
49	47	University of Glasgow	UK	80.3
50	44=	University of Hong Kong (HKU)	HK	80.2

Korea No.1 University

KYUNGPOOK NATIONAL UNIVERSITY



Creating New Trends and
Setting New Standards,
KNU is Leading the World.

Contact <http://en.knu.ac.kr>



KNU KYUNGPOOK
NATIONAL UNIVERSITY

Methodology: QS World University Rankings® by Subject 2020



Martin Ince
Writer & journalist in
higher education & science

For anyone with ambitions to study outside their home country, the QS World University Rankings by Subject provide an invaluable source of insight. While most of our other rankings look at universities as composite wholes, the subject rankings offer guidance for the vital choice of which university to choose for a specific subject and for a student's intended career path.

As in 2019, this year's ranking covers 48 subjects, which account for the vast majority of student choice at the undergraduate and postgraduate level. Major disciplines such as *Education*, *Medicine* and *Engineering* are here, along with less-commonly-adopted options from *Dentistry* to *Library & Information Management*.

These subject rankings are compiled on the basis of four indicators, chosen for their broad acceptability among experts as well as their relevance and capacity to offer serviceable data. Of the four, two are derived from global surveys of academic and employer insight - indicators which underlie all QS rankings, and which now draw on the wisdom of over 130,000 specialists.

The academic survey works by asking active university experts where they are, those subjects in which they specialize, and which are the top universities in the world for these disciplines.

The employer survey asks recruiters what type of graduates they recruit and from where they typically hire their most prepared, hireable, successful employees. We weight the employer replies according to the type of business they represent. For example, we would give a higher weighting to an engineering company's views on recruiting electrical engineers than to a response from a bank on the same subject. We attribute equal weight to national and international responses.

Our other two indicators reflect the importance of new knowledge production and dissemination as a marker of academic excellence. Our citations indicator uses the globally-respected Scopus database of academic papers and citations to determine which universities are producing the most influential research in each subject, using the citations derived on five years of papers published in the previous six. To avoid the risk of this indicator being biased by a few papers with many author affiliations, we omit from this calculation a small number of papers, not exceeding 0.1 per cent of the total, with the highest number of author institutions. The exact number beyond which papers are not counted varies with the publishing culture of each subject. Papers with many authors are far more common in biomedicine and physics than in the

arts. Some recent papers on gravitational waves have over 100 author institutions.

The fourth and final indicator also relates to research and is termed the H Index. This is a way of looking at the breadth of a university's research in each field as well as its depth. To get an H Index of 6 for chemistry, a university needs to have six papers with six at least six citations each during the time window that we sample.

The H Index has been criticised for a number of failings, such as its tendency to discriminate against women because of their often-interrupted work lives. Various alternatives have been mooted. However, we look at the H Index at the level of whole institutions, not individuals, so that this criticism does not apply to our use of this indicator.

Variable geometry

Academic disciplines are extremely different in practice and culture, and we recognise this reality by varying how we weight these indicators for the subjects we rank.

For the related disciplines that comprise the field of engineering, we rank academic and employer opinion at 40 and 30 percent each, with citations and the H Index weighted at 15 per cent apiece. For Physics & Astronomy, where we have indexed over 1.5 million papers in the Scopus database, we weight H Index and citations at 20 percent each, with academic and employer opinion at 40 and 20 percent respectively. Citations and the H Index account for 25 per cent each in Medicine, the most publish-or-perish branch of 21st century research.

There are also subjects in which research is less important as an indicator of quality.

In *Hospitality & Leisure Management*, Scopus contains about 15,000 papers pertaining to the subject, one percent of the total for *Physics*. So we omit the H Index from this subject and weigh citations at just five percent, with academic and employer opinion weighted at 45 and 50 percent respectively. For the *Performing Arts*, we abandon both research indicators, and weight academic and employer opinion at 80 and 20 percent each.

Academic subjects vary too in how widely they are taught. Thus, we publish the top 600 institutions for *Physics*, but only 50 for *Hospitality*. In 2020, we have deepened several of the rankings by adding new institutions. For *Medicine* and for *Biological Sciences*, we have increased our publication range from 500 to 600 positions, and for *Agriculture & Forestry*, *Chemical Engineering* and *Environmental Science*, from 300 to 400. *Chemical engineering* is such a niche discipline that this gives us almost complete coverage of this subject.

This expanded content means that this year's QS World University Rankings by Subject contain information on 1,368 institutions, 177 more than in 2019. MIT and Harvard top the most subject tables, with 12 and 11 number one spots respectively. But all levels of these rankings contain unexpected riches which deserve the attention of our sector.



EDUCATING THE NEXT GENERATION OF DATA SCIENTISTS

Sebastian Link is an award-winning professor dedicated to finding deeper insights from better data. He has brought statisticians and computer scientists together to educate data scientists. Part of their education is the statistical language R, the world's most popular language for data analysis and developed right here at the University of Auckland.

He conducts research on the automated discovery of patterns to cleanse and structure data. This helps the next generation of data scientists gain more insights from better data using R. Sebastian is only one of many researchers who never stop pushing boundaries at the University of Auckland.



THE UNIVERSITY OF
AUCKLAND
Te Whare Wānanga o Tāmaki Makaurau
NEW ZEALAND

**TO FIND OUT MORE, VISIT
NEVERSTOP.AC.NZ/WORLD-RANKED**

Agriculture & Forestry

2020 Rank	2019 Rank	Institution	Location	Overall
1	1	Wageningen University	NL	96.9
2	2	University of California, Davis (UCD)	US	91.8
3	3	Swedish University of Agricultural Sciences	SE	89.3
4	4	Agro, ParisTech	FR	89.1
5	6	Cornell University	US	84.3
6	7	University of California, Berkeley (UCB)	US	83.8
7	5	ETH Zurich (Swiss Federal Institute of Technology)	CH	83.7
8	8	University of Wisconsin-Madison	US	82.5
9	9	University of Reading	UK	82.4
10	10	China Agricultural University	CN	81.6
11	11	Michigan State University	US	80.5
12	21	University of Ghent	BE	80.3
13	14	Norwegian University of Life Sciences (UMB)	NO	79.8
14	15=	University of British Columbia	CA	78.6
15	22	The University of Tokyo	JP	78.5
16=	18	Iowa State University	US	78.2
16=	15=	Universität Hohenheim	DE	78.2
18=	12=	University of Copenhagen	DK	78.0
18=	19=	University of Guelph	CA	78.0
20	12=	Purdue University	US	77.6
21=	24	Georg-August-Universität Göttingen	DE	77.1
21=	19=	Texas A&M University	US	77.1
23	26	Technische Universität München	DE	76.9
24	23	Oregon State University	US	76.8
25	17	The University of Queensland (UQ)	AU	76.7
26	25	Nanjing Agricultural University	CN	76.2
27	27=	University of Illinois at Urbana-Champaign	US	76.0
28	31	Seoul National University (SNU)	KR	75.5
29	30	Massey University	NZ	75.4
30	45=	South China Agricultural University	CN	75.3
31	32	Pennsylvania State University	US	75.2
32=	41	Australian National University (ANU)	AU	75.1
32=	33=	Universität für Bodenkultur Wien	AT	75.1
32=	33=	University of Florida	US	75.1
35	38	The University of Melbourne	AU	74.5
36	36	Sup Agro, Montpellier	FR	74.3
37	35	Aarhus University	DK	74.2
38	29	North Carolina State University	US	73.8
39	48	Università di Bologna (UNIBO)	IT	73.7
40=	40	Kyoto University	JP	73.6
40=	37	Ohio State University	US	73.6
40=	27=	Warsaw University of Life Sciences	PL	73.6
43	39	University of Minnesota Twin Cities	US	73.5
44	43	University of Helsinki	FI	73.1
45	42	The University of Western Australia (UWA)	AU	72.9
46	45=	Kansas State University	US	72.7
47	51-100	University College Dublin (UCD)	IE	72.6
48	51-100	Estonian University of Life Sciences	EE	72.0
49=	51-100	Colorado State University	US	71.9
49=	49	Universidade de São Paulo (USP)	BR	71.9
49=	44	Washington State University	US	71.9

Anatomy & Physiology

2020 Rank	2019 Rank	Institution	Location	Overall
1	2	University of Oxford	UK	96.9
2	1	University of Cambridge	UK	96.2
3	3	Stanford University	US	93.9
4	4	Johns Hopkins University	US	92.0
5	5	UCL (University College London)	UK	90.9
6	12	Washington University in St. Louis	US	90.6
7=	6	Columbia University	US	90.3
7=	14	University of Pennsylvania	US	90.3
9	17=	Duke University	US	90.1
10	8	University of Toronto	CA	89.9
11	19	University of Zurich	CH	89.7
12	11	The University of Tokyo	JP	88.5
13	9	The University of Melbourne	AU	88.4
14	30=	Universitat de Barcelona (UB)	ES	86.3
15=	22=	University of British Columbia	CA	86.2
15=	17=	University of Michigan-Ann Arbor	US	86.2
17	7	University of Copenhagen	DK	85.8
18=	10	McGill University	CA	85.5
18=	25	University of Edinburgh	UK	85.5
20	26=	National University of Singapore (NUS)	SG	85.1
21=	15	Australian National University (ANU)	AU	84.8
21=	16	King's College London (KCL)	UK	84.8
23=	22=	The University of Western Australia (UWA)	AU	84.4
23=	30=	University of Washington	US	84.4
25	35	University of Basel	CH	84.1
26	24	Kyoto University	JP	83.9
27	29	Baylor College of Medicine	US	83.7
28	13	The University of Sydney	AU	83.5
29	28	Sorbonne University	FR	83.3
30	20	Monash University	AU	83.2
31	21	Peking University	CN	83.0
32	26=	The University of Texas Southwestern Medical Center at Dallas	US	82.9
33	32	McMaster University	CA	82.8
34	51-100	Vanderbilt University	US	82.6
35	34	Pennsylvania State University	US	82.0
36	51-100	Katholieke Universiteit Leuven	BE	81.4
37	43=	University of Florida	US	81.3
38	45	Northwestern University	US	81.2
39	36=	Università degli Studi di Padova (UNIPD)	IT	81.0
40	46=	Ludwig-Maximilians-Universität München	DE	80.7
41	46=	The University of New South Wales (UNSW)	AU	80.5
42	42	University of Geneva	CH	80.2
43	51-100	Case Western Reserve University	US	80.1
44	51-100	University of Alberta	CA	79.7
45	51-100	University of Otago	NZ	78.8
46	51-100	Vrije Universiteit Amsterdam	NL	78.7
47=	51-100	Ohio State University	US	78.5
47=	51-100	University of Glasgow	UK	78.5
49=	51-100	Leiden University	NL	78.4
49=	51-100	Universidade de São Paulo (USP)	BR	78.4

Biological Sciences

2020 Rank	2019 Rank	Institution	Location	Overall
1	1	Harvard University	US	99.1
2	2	Massachusetts Institute of Technology (MIT)	US	96.3
3	3	University of Cambridge	UK	95.9
4	5	Stanford University	US	94.7
5	4	University of Oxford	UK	94.6
6	6	University of California, Berkeley (UCB)	US	91.9
7	7	ETH Zurich (Swiss Federal Institute of Technology)	CH	91.8
8	8	Yale University	US	90.0
9	10	California Institute of Technology (Caltech)	US	89.6
10	9	University of California, Los Angeles (UCLA)	US	89.2
11	11	University of California, San Diego (UCSD)	US	89.1
12=	13	Cornell University	US	88.0
12=	17	Imperial College London	UK	88.0
12=	15=	UCL (University College London)	UK	88.0
15	12	University of Toronto	CA	87.8
16	15=	The University of Tokyo	JP	87.2
17	18	National University of Singapore (NUS)	SG	87.1
18	14	University of California, San Francisco (UCSF)	US	86.9
19	20	Princeton University	US	86.3
20	19	Columbia University	US	86.0
21	21	University of Edinburgh	UK	85.9
22	22=	Kyoto University	JP	85.1
23	24	University of Chicago	US	85.0
24	26=	University of Copenhagen	DK	84.7
25	25	Ludwig-Maximilians-Universität München	DE	84.4
26	33	Ecole Polytechnique Fédérale de Lausanne (EPFL)	CH	84.1
27=	22=	Johns Hopkins University	US	83.9
27=	36	Tsinghua University	CN	83.9
27=	26=	University of British Columbia	CA	83.9
30	32	University of Washington	US	83.7
31=	29=	McGill University	CA	83.6
31=	28	University of Pennsylvania	US	83.6
33	38=	Peking University	CN	83.4
34	31	Karolinska Institute	SE	83.3
35	34=	University of Michigan-Ann Arbor	US	83.1
36	29=	The University of Melbourne	AU	83.0
37	34=	Ruprecht-Karls-Universität Heidelberg	DE	82.7
38	41	Seoul National University (SNU)	KR	82.5
39	45=	Sorbonne University	FR	82.4
40	43	Nanyang Technological University (NTU)	SG	82.2
41	48=	Uppsala University	SE	81.7
42	42	University of California, Davis (UCD)	US	81.5
43	38=	Washington University in St. Louis	US	81.3
44	37	The University of Queensland (UQ)	AU	81.2
45	50	University of Zurich	CH	80.9
46	51-100	Wageningen University	NL	80.8
47	45=	Rockefeller University	US	80.7
48=	45=	New York University (NYU)	US	80.6
48=	51-100	Technische Universität München	DE	80.6
50=	44	Australian National University (ANU)	AU	80.4
50=	40	Duke University	US	80.4

Dentistry

2020 Rank	2019 Rank	Institution	Location	Overall
1	2=	King's College London (KCL)	UK	89.5
2	2=	Academic Centre for Dentistry Amsterdam (ACTA)	NL	88.6
3	5	University of Michigan-Ann Arbor	US	87.0
4	4	University of Hong Kong (HKU)	HK	86.1
5	7	Harvard University	US	84.5
6	10=	Tokyo Medical and Dental University	JP	84.4
7	6	University of Gothenburg	SE	84.3
8	1	Karolinska Institute	SE	83.4
9=	9	University of Bern	CH	83.2
9=	14=	University of California, San Francisco (UCSF)	US	83.2
11		Queen Mary University of London (QMUL)	UK	83.1
12=	10=	University of Washington	US	83.0
12=	8	University of Zurich	CH	83.0
14	16	New York University (NYU)	US	81.3
15	13	University of Birmingham	UK	81.1
16	12	UCL (University College London)	UK	79.7
17	24	Universidad Complutense de Madrid (UCM)	ES	79.6
18=	20=	Universidade de São Paulo (USP)	BR	79.4
18=	14=	University of North Carolina, Chapel Hill	US	79.4
20	23	Peking University	CN	78.6
21	18=	The University of Manchester	UK	78.2
22	18=	University of Pennsylvania	US	78.1
23	25	Malmo University	SE	77.9
24	20=	University of British Columbia	CA	77.3
25	17	Katholieke Universiteit Leuven	BE	77.2
26	30	The University of Melbourne	AU	77.1
27	26	University of California, Los Angeles (UCLA)	US	76.8
28	31	The University of Adelaide	AU	76.6
29=	29	Seoul National University (SNU)	KR	76.4
29=	34=	Universidade Estadual de Campinas (Unicamp)	BR	76.4
29=	22	University of Copenhagen	DK	76.4
32	28	Wuhan University	CN	75.9
33=	27	Aarhus University	DK	75.6
33=	34=	University of Otago	NZ	75.6
35	32=	Columbia University	US	74.8
36	37	University of Toronto	CA	74.2
37=	44=	Radboud University Nijmegen	NL	74.1
37=	42=	Universidade Estadual Paulista "Júlio de Mesquita Filho"	BR	74.1
37=	32=	University of Minnesota Twin Cities	US	74.1
40	44=	National and Kapodistrian University of Athens	GR	74.0
41	44=	Università di Bologna (UNIBO)	IT	73.9
42	38=	University of Geneva	CH	73.8
43	38=	Newcastle University	UK	73.6
44=		Universität Freiburg	DE	73.1
44=	42=	University of Helsinki	FI	73.1
46	50	Cardiff University	UK	72.7
47		University of Groningen	NL	72.5
48	41	Ludwig-Maximilians-Universität München	DE	72.3
49=		University of Iowa	US	72.2
49=	36	University of Southern California	US	72.2

Medicine

2020 Rank	2019 Rank	Institution	Location	Overall
1	1	Harvard University	US	99.1
2	2	University of Oxford	UK	97.0
3	3	University of Cambridge	UK	95.7
4	4	Stanford University	US	95.0
5=	5	Johns Hopkins University	US	93.6
5=	6	Karolinska Institute	SE	93.6
7	7	University of California, Los Angeles (UCLA)	US	92.7
8	9=	UCL (University College London)	UK	92.0
9	8	Yale University	US	91.9
10=	12	Imperial College London	UK	91.3
10=	11	University of California, San Francisco (UCSF)	US	91.3
12	9=	Massachusetts Institute of Technology (MIT)	US	91.2
13=	14	Columbia University	US	90.5
13=	13	University of Toronto	CA	90.5
15	15	University of Pennsylvania	US	90.0
16=	16	Duke University	US	88.5
16=	17	The University of Melbourne	AU	88.5
18	18	The University of Sydney	AU	87.8
19	22	University of Edinburgh	UK	87.6
20	20=	King's College London (KCL)	UK	87.4
21=	19	McGill University	CA	87.0
21=	23	National University of Singapore (NUS)	SG	87.0
23=	20=	University of California, San Diego (UCSD)	US	86.8
23=	27=	University of Washington	US	86.8
25	27=	London School of Hygiene & Tropical Medicine	UK	86.6
26=	25	University of Chicago	US	86.5
26=	24	University of Michigan-Ann Arbor	US	86.5
28=	26	The University of Tokyo	JP	85.6
28=	30	University of British Columbia	CA	85.6
30	35=	University of Amsterdam	NL	84.9
31=	32	Monash University	AU	84.7
31=	40=	Ruprecht-Karls-Universität Heidelberg	DE	84.7
33	31	Seoul National University (SNU)	KR	84.6
34=	38=	New York University (NYU)	US	84.5
34=	35=	The University of Manchester	UK	84.5
34=	29	University of Hong Kong (HKU)	HK	84.5
37	34	Erasmus University Rotterdam	NL	84.3
38=	38=	University of Copenhagen	DK	84.2
38=	35=	Washington University in St. Louis	US	84.2
40	40=	Cornell University	US	84.1
41	33	Charité - Universitätsmedizin Berlin	DE	84.0
42	42	Ludwig-Maximilians-Universität München	DE	83.8
43	45=	The Chinese University of Hong Kong (CUHK)	HK	83.6
44	47	Katholieke Universiteit Leuven	BE	83.4
45	43=	McMaster University	CA	83.3
46	51-100	The University of New South Wales (UNSW)	AU	83.1
47	45=	Kyoto University	JP	82.8
48=	49	The University of Queensland (UQ)	AU	82.6
48=	43=	University of Pittsburgh	US	82.6
50	51-100	Peking University	CN	82.5

Nursing

2020 Rank	2019 Rank	Institution	Location	Overall
1	1	University of Pennsylvania	US	95.3
2	2	King's College London (KCL)	UK	94.0
3	4	Johns Hopkins University	US	91.6
4	7=	University of Washington	US	91.0
5	5	University of Southampton	UK	90.5
6	9	Yale University	US	90.1
7	10	University of Technology Sydney (UTS)	AU	89.6
8=	3	The University of Manchester	UK	89.5
8=	7=	University of Toronto	CA	89.5
10	11	University of North Carolina, Chapel Hill	US	89.4
11	6	University of California, San Francisco (UCSF)	US	88.5
12	12	University of Michigan-Ann Arbor	US	88.0
13	15=	The University of Sydney	AU	87.5
14	17	Monash University	AU	87.4
15	13	Duke University	US	86.7
16=	15=	McMaster University	CA	86.6
16=	18	University of Pittsburgh	US	86.6
18=	14	Karolinska Institute	SE	86.4
18=	23	University of Alberta	CA	86.4
20	20	Columbia University	US	86.1
21=	30	New York University (NYU)	US	84.8
21=	26	The Chinese University of Hong Kong (CUHK)	HK	84.8
23=	24	University of California, Los Angeles (UCLA)	US	84.4
23=	25	University of Edinburgh	UK	84.4
25	33	Emory University	US	84.3
26	37	The University of Melbourne	AU	84.2
27	19	National University of Singapore (NUS)	SG	83.6
28	27	The University of Nottingham	UK	83.3
29	28	Deakin University	AU	83.1
30	51-100	University of Turku	FI	82.9
31	31	The Hong Kong Polytechnic University	HK	82.8
32	38	University of British Columbia	CA	82.7
33=	32	Griffith University	AU	82.5
33=	21=	McGill University	CA	82.5
35	34	Seoul National University (SNU)	KR	82.4
36=	35	Queensland University of Technology (QUT)	AU	81.9
36=	21=	The University of Queensland (UQ)	AU	81.9
38	47	University of Newcastle	AU	81.8
39=	29	National Taiwan University (NTU)	TW	81.6
39=	42	The University of Adelaide	AU	81.6
39=	43	University of Hong Kong (HKU)	HK	81.6
42	39	University of Illinois, Chicago (UIC)	US	81.3
43	40	Pennsylvania State University	US	81.2
44	36	The University of Auckland	NZ	81.0
45	51-100	University of Leeds	UK	80.7
46	45	Western University	CA	80.5
47	49	Lund University	SE	80.4
48	41	Trinity College Dublin (TCD)	IE	80.2
49=	50=	Ohio State University	US	79.9
49=	46	Ulster University	UK	79.9
49=	51-100	University of Minnesota Twin Cities	US	79.9



PMU | **Creative
Minds
Transform
the world**

PRINCE MOHAMMAD BIN FAHD UNIVERSITY

Al Khobar, Eastern Province, Saudi Arabia

 www.pmu.edu.sa

 [PMU_KSA](#)

Pharmacy & Pharmacology

2020 Rank	2019 Rank	Institution	Location	Overall
1	1	University of Oxford	UK	94.6
2	3	Monash University	AU	94.2
3	2	Harvard University	US	93.1
4	4	University of Toronto	CA	91.6
5	7	UCL (University College London)	UK	90.9
6	6	University of Cambridge	UK	90.8
7	8	The University of Nottingham	UK	90.7
8	5	University of California, San Francisco (UCSF)	US	90.5
9	10	University of North Carolina, Chapel Hill	US	89.7
10	11	The University of Manchester	UK	87.1
11	13	National University of Singapore (NUS)	SG	86.9
12	12	University of California, San Diego (UCSD)	US	85.7
13=	15=	Karolinska Institute	SE	85.5
13=	14	King's College London (KCL)	UK	85.5
15	17=	ETH Zurich (Swiss Federal Institute of Technology)	CH	85.2
16	17=	Leiden University	NL	85.1
17	15=	Yale University	US	84.9
18=	20=	The University of Tokyo	JP	84.6
18=	20=	University of British Columbia	CA	84.6
20	23	University of Washington	US	84.4
21	28	Imperial College London	UK	84.3
22	20=	University of Michigan-Ann Arbor	US	84.2
23	26	Seoul National University (SNU)	KR	84.1
24=	19	The University of Sydney	AU	83.9
24=	25	University of Copenhagen	DK	83.9
26	24	McGill University	CA	83.4
27	30	The University of Auckland	NZ	83.2
28	9	Johns Hopkins University	US	83.1
29	32	Peking University	CN	82.5
30	27	University of Geneva	CH	82.4
31	31	The University of Queensland (UQ)	AU	82.3
32	38	Kyoto University	JP	82.2
33	29	Utrecht University	NL	82.1
34	37	Purdue University	US	82.0
35	33	Fudan University	CN	81.7
36=	34	Università degli Studi di Milano	IT	81.6
36=	45=	Uppsala University	SE	81.6
38	51-100	University of Basel	CH	81.5
39	35=	Ludwig-Maximilians-Universität München	DE	81.4
40	39	University of Illinois, Chicago (UIC)	US	81.3
41	41=	University of Minnesota Twin Cities	US	81.2
42	40	Duke University	US	81.0
43=	35=	Katholieke Universiteit Leuven	BE	80.8
43=	51-100	Sungkyunkwan University	KR	80.8
45=	50=	Trinity College Dublin (TCD)	IE	80.6
45=	43	University of Pittsburgh	US	80.6
47	47	Ruprecht-Karls-Universität Heidelberg	DE	80.4
48	44	University of Bristol	UK	80.3
49=	41=	The University of Melbourne	AU	80.2
49=	51-100	Université Catholique de Louvain (UCL)	BE	80.2

Veterinary Science

2020 Rank	2019 Rank	Institution	Location	Overall
1	2	University of California, Davis (UCD)	US	95.1
2	1	Royal Veterinary College , University of London	UK	95.0
3	5	Cornell University	US	92.3
4	3	Utrecht University	NL	92.2
5	7	University of Guelph	CA	91.1
6	6	University of Edinburgh	UK	90.4
7	4	University of Cambridge	UK	90.3
8=	11	Michigan State University	US	89.3
8=	21	Vetsuisse Faculty Bern and Zurich	CH	89.3
10	15=	University of Copenhagen	DK	89.2
11	13=	University of Ghent	BE	89.0
12	9=	The University of Sydney	AU	88.6
13	8	Ohio State University	US	88.3
14	13=	University of Minnesota Twin Cities	US	87.7
15	19	University of Bristol	UK	87.3
16	17	The University of Melbourne	AU	87.1
17	12	University of Glasgow	UK	86.8
18	9=	University of Liverpool	UK	86.6
19	15=	Wageningen University	NL	86.3
20	18	University of Pennsylvania	US	85.9
21	23	Colorado State University	US	85.8
22	26=	North Carolina State University	US	85.5
23	26=	University of Wisconsin-Madison	US	85.4
24	24	Iowa State University	US	85.3
25	31	University of Veterinary Medicine Vienna	AT	84.5
26	20	Texas A&M University	US	84.4
27	22	Swedish University of Agricultural Sciences	SE	84.3
28=	29	Massey University	NZ	84.0
28=	33	The University of Queensland (UQ)	AU	84.0
30	25	Ludwig-Maximilians-Universität München	DE	83.2
31	30	Universitat Autònoma de Barcelona	ES	83.1
32	26=	University College Dublin (UCD)	IE	83.0
33	35	Freie Universität Berlin	DE	82.2
34=	32	Purdue University	US	81.5
34=	34	Universidad Complutense de Madrid (UCM)	ES	81.5
36	36	The University of Nottingham	UK	81.4
37	42	The University of Georgia	US	81.2
38	38	Washington State University	US	81.0
39	39	University of Florida	US	80.8
40		London School of Hygiene & Tropical Medicine	UK	80.4
41		Seoul National University (SNU)	KR	79.7
42	47	University of Calgary	CA	79.3
43=	43=	The University of Tokyo	JP	79.1
43=	46	Université de Montréal	CA	79.1
45=	48	Università degli Studi di Milano	IT	79.0
45=	49	University of Helsinki	FI	79.0
47	41	Virginia Polytechnic Institute (Virginia Tech)	US	78.8
48		Universidade de São Paulo (USP)	BR	78.5
49	43=	The University of Adelaide	AU	78.4
50=	40	Tufts University	US	78.2
50=	43=	University of Pretoria	ZA	78.2

Faculty | Natural Sciences

2020 Rank	2019 Rank	Institution	Location	Overall
1	1	Massachusetts Institute of Technology (MIT)	US	97.2
2=	3	Harvard University	US	96.2
2=	2	Stanford University	US	96.2
4	4	University of Cambridge	UK	95.8
5	5	University of Oxford	UK	94.9
6=	8	California Institute of Technology (Caltech)	US	94.1
6=	6=	ETH Zurich (Swiss Federal Institute of Technology)	CH	94.1
6=	6=	University of California, Berkeley (UCB)	US	94.1
9	10	Imperial College London	UK	91.6
10	11	Princeton University	US	91.0
11	13	Ecole Polytechnique Fédérale de Lausanne (EPFL)	CH	89.8
12	20	University of Chicago	US	89.6
13	9	The University of Tokyo	JP	89.5
14	12	National University of Singapore (NUS)	SG	88.4
15	15	University of California, Los Angeles (UCLA)	US	88.3
16	19	Tsinghua University	CN	88.2
17	14	Peking University	CN	87.8
18	17=	University of Toronto	CA	87.3
19	17=	Nanyang Technological University (NTU)	SG	87.2
20	21=	Yale University	US	86.3
21	21=	Lomonosov Moscow State University	RU	86.2
22	16	Kyoto University	JP	85.9
23	23	Columbia University	US	85.6
24	25	Cornell University	US	85.2
25	26	University of British Columbia	CA	85.0
26=	37	Ecole Polytechnique	FR	84.8
26=	48=	Université PSL (Paris Sciences & Lettres)	FR	84.8
28	24	Technische Universität München	DE	84.6
29	27	Seoul National University (SNU)	KR	84.4
30	40=	University of Illinois at Urbana-Champaign	US	83.5
31	46=	Sorbonne University	FR	83.4
32	29=	Tokyo Institute of Technology	JP	83.2
33	35	University of Texas at Austin	US	83.1
34	28	University of California, Santa Barbara (UCSB)	US	82.8
35	44	University of Science and Technology of China	CN	82.7
36	34	Ludwig-Maximilians-Universität München	DE	82.5
37=	33	Australian National University (ANU)	AU	82.4
37=	50	University of Edinburgh	UK	82.4
39	36	Fudan University	CN	82.3
40=	42=	The Hong Kong University of Science and Technology (HKUST)	HK	82.2
40=	42=	University of California, San Diego (UCSD)	US	82.2
42=	39	Northwestern University	US	82.1
42=	40=	University of Michigan-Ann Arbor	US	82.1
44	60=	KAIST - Korea Advanced Institute of Science and Technology	KR	81.8
45	45	University of Washington	US	81.6
46	38	The University of Melbourne	AU	81.4
47=	58	Georgia Institute of Technology (Georgia Tech)	US	81.2
47=	31=	McGill University	CA	81.2
49=	60=	The University of Manchester	UK	81.0
49=	54	The University of Sydney	AU	81.0
49=	31=	University of Hong Kong (HKU)	HK	81.0

Chemistry

2020 Rank	2019 Rank	Institution	Location	Overall
1	1	Massachusetts Institute of Technology (MIT)	US	98.0
2	3=	Harvard University	US	96.8
3	3=	University of Cambridge	UK	96.5
4	5	Stanford University	US	96.2
5	2	University of California, Berkeley (UCB)	US	95.3
6	6	University of Oxford	UK	95.2
7	8	ETH Zurich (Swiss Federal Institute of Technology)	CH	92.3
8	11=	California Institute of Technology (Caltech)	US	91.5
9=	15	Ecole Polytechnique Fédérale de Lausanne (EPFL)	CH	91.2
9=	9	Nanyang Technological University (NTU)	SG	91.2
9=	7	National University of Singapore (NUS)	SG	91.2
12	11=	The University of Tokyo	JP	90.8
13	11=	University of California, Los Angeles (UCLA)	US	90.1
14	11=	Imperial College London	UK	89.9
15	18=	Peking University	CN	89.3
16	16	Kyoto University	JP	89.1
17	10	Northwestern University	US	89.0
18	17	University of Toronto	CA	88.4
19	18=	Tsinghua University	CN	88.3
20	21	Yale University	US	87.3
21	29	Tokyo Institute of Technology	JP	85.7
22	20	Seoul National University (SNU)	KR	85.5
23=	27	Technische Universität München	DE	85.2
23=	32	The University of Manchester	UK	85.2
25	28	Fudan University	CN	85.0
26=	23=	KAIST - Korea Advanced Institute of Science and Technology	KR	84.9
26=	25	Princeton University	US	84.9
28	23=	University of Texas at Austin	US	84.6
29	22	The Hong Kong University of Science and Technology (HKUST)	HK	84.4
30	26	Georgia Institute of Technology (Georgia Tech)	US	83.9
31=	33	Osaka University	JP	83.8
31=	30=	UCL (University College London)	UK	83.8
33=	41=	University of British Columbia	CA	83.6
33=	40	University of Chicago	US	83.6
35	41=	University of Illinois at Urbana-Champaign	US	83.5
36=	41=	University of Science and Technology of China	CN	83.2
36=	35=	Zhejiang University	CN	83.2
38	30=	University of Michigan-Ann Arbor	US	83.0
39	39	Ludwig-Maximilians-Universität München	DE	82.6
40=	51-100	Cornell University	US	82.4
40=	35=	Monash University	AU	82.4
42=	49=	Delft University of Technology	NL	82.3
42=	34	University of Hong Kong (HKU)	HK	82.3
44	49=	University of California, San Diego (UCSD)	US	82.1
45	44=	University of Wisconsin-Madison	US	82.0
46=	37	The University of Melbourne	AU	81.9
46=	49=	University of Pennsylvania	US	81.9
48	51-100	Shanghai Jiao Tong University	CN	81.5
49	51-100	Université de Strasbourg	FR	81.3
50	51-100	Nagoya University	JP	81.2

Chonbuk National Univ changes its name to Jeonbuk National Univ (JBNU)
for a best glocal univ from 2019

Central Plaza of JBNU

JBNU is located in the heart of Jeonju, a top 3
tourist city in Asia introduced by CNN 'the City'.

The Platform for Empathy and Innovation

JEONBUK NATIONAL UNIVERSITY



#2 among the 9 KNUs
all through 2014-2019

Contact www.jbnu.ac.kr/eng



JEONBUK
NATIONAL UNIVERSITY

Environmental Sciences

2020 Rank	2019 Rank	Institution	Location	Overall
1	1	Stanford University	US	96.7
2=	5	Harvard University	US	96.3
2=	2	Massachusetts Institute of Technology (MIT)	US	96.3
4	6	University of Oxford	UK	95.8
5	3	ETH Zurich (Swiss Federal Institute of Technology)	CH	95.3
6	8	University of Cambridge	UK	95.2
7	4	University of California, Berkeley (UCB)	US	95.1
8	7	Wageningen University	NL	94.9
9=	9	Imperial College London	UK	92.3
9=	13	Tsinghua University	CN	92.3
11	11=	University of British Columbia	CA	91.8
12	14	Nanyang Technological University (NTU)	SG	90.8
13	16=	Delft University of Technology	NL	90.3
14	11=	The University of Queensland (UQ)	AU	90.0
15	10	National University of Singapore (NUS)	SG	89.9
16	15	University of California, Davis (UCD)	US	89.7
17	21	Peking University	CN	89.4
18	16=	Yale University	US	88.9
19	16=	California Institute of Technology (Caltech)	US	88.8
20	19=	University of California, Los Angeles (UCLA)	US	88.4
21	22	Australian National University (ANU)	AU	88.0
22	29	The University of Melbourne	AU	87.9
23	19=	The University of New South Wales (UNSW)	AU	87.6
24	25	Princeton University	US	87.5
25	26=	Ecole Polytechnique Fédérale de Lausanne (EPFL)	CH	87.2
26=	33=	The University of Tokyo	JP	87.0
26=	32	University of Edinburgh	UK	87.0
28	37=	University of Toronto	CA	86.9
29=	26=	McGill University	CA	86.7
29=	35	University of Michigan-Ann Arbor	US	86.7
31	30=	Stockholm University	SE	86.6
32	23	Cornell University	US	86.4
33	24	Columbia University	US	86.3
34=	41=	University of Leeds	UK	86.1
34=	26=	University of Washington	US	86.1
36	36	Duke University	US	86.0
37	39=	Utrecht University	NL	85.9
38	33=	University of Exeter	UK	85.8
39	41=	Lund University	SE	85.6
40	37=	UCL (University College London)	UK	85.5
41	47	Uppsala University	SE	85.2
42	43=	University of Copenhagen	DK	84.9
43=	30=	University of Wisconsin-Madison	US	84.8
43=	51-100	Zhejiang University	CN	84.8
45	45=	Technical University of Denmark	DK	84.6
46=	48=	Georgia Institute of Technology (Georgia Tech)	US	84.5
46=	43=	University of Texas at Austin	US	84.5
48=	48=	Seoul National University (SNU)	KR	84.3
48=	39=	University of East Anglia (UEA)	UK	84.3
50	51-100	The Hong Kong University of Science and Technology (HKUST)	HK	84.2

Geography

2020 Rank	2019 Rank	Institution	Location	Overall
1	1	University of Oxford	UK	97.7
2	2	London School of Economics and Political Science (LSE)	UK	95.8
3	3	University of Cambridge	UK	94.3
4	4	University of California, Berkeley (UCB)	US	93.6
5	6	University of California, Los Angeles (UCLA)	US	91.2
6	10	Australian National University (ANU)	AU	91.1
7	5	University of British Columbia	CA	90.4
8	7	UCL (University College London)	UK	90.3
9	8	National University of Singapore (NUS)	SG	89.6
10	9	Durham University	UK	88.4
11	11	University of Toronto	CA	87.6
12	12	University of Hong Kong (HKU)	HK	87.1
13	13	The University of Tokyo	JP	86.6
14	16	Peking University	CN	86.3
15	17	The University of Sydney	AU	85.8
16	15	The University of Melbourne	AU	85.6
17	22	Humboldt-Universität zu Berlin	DE	85.0
18	19	University of Amsterdam	NL	84.8
19=	14	University of Edinburgh	UK	84.5
19=	21	University of Wisconsin-Madison	US	84.5
21	18	University of Exeter	UK	84.2
22	20	The Chinese University of Hong Kong (CUHK)	HK	84.0
23	25	The University of Manchester	UK	83.9
24	29	Lund University	SE	83.6
25	31	Utrecht University	NL	83.5
26	26	University of Washington	US	82.4
27	23=	Ohio State University	US	82.0
28=	34	Katholieke Universiteit Leuven	BE	81.6
28=	32	McGill University	CA	81.6
30	28	The University of Auckland	NZ	81.5
31	23=	King's College London (KCL)	UK	81.3
32	48=	University of Chicago	US	81.1
33	35	Université Paris 1 Panthéon-Sorbonne	FR	81.0
34	38=	Seoul National University (SNU)	KR	80.7
35=	44	University of Bristol	UK	80.5
35=	36	University of Leeds	UK	80.5
37	45	Tsinghua University	CN	80.4
38	38=	Kyoto University	JP	80.3
39	30	SOAS - School of Oriental and African Studies, University of London	UK	80.2
40	27	University of Minnesota Twin Cities	US	80.1
41	38=	Freie Universität Berlin	DE	80.0
42	50	Universidad Nacional Autónoma de México (UNAM)	MX	79.7
43	37	The University of Queensland (UQ)	AU	79.6
44=	33	Monash University	AU	79.3
44=	41	University of Glasgow	UK	79.3
46	43	The University of Sheffield	UK	79.2
47	42	Universidade de São Paulo (USP)	BR	79.0
48	46	Stockholm University	SE	78.6
49	47	Pennsylvania State University	US	78.3
50	51-100	Ruprecht-Karls-Universität Heidelberg	DE	78.1

From Newcastle



For Data

For One Planet

For Cities and Place

For Ageing and Health

For Culture and Creative Arts

For the World

Mathematics

2020 Rank	2019 Rank	Institution	Location	Overall
1	1	Massachusetts Institute of Technology (MIT)	US	97.6
2	2	Harvard University	US	97.4
3	3	Stanford University	US	97.2
4	5	University of Cambridge	UK	96.0
5	6	University of Oxford	UK	94.7
6	7	University of California, Berkeley (UCB)	US	94.6
7	4	Princeton University	US	94.0
8	8	ETH Zurich (Swiss Federal Institute of Technology)	CH	91.0
9	9	University of California, Los Angeles (UCLA)	US	89.7
10	10	New York University (NYU)	US	89.6
11	11	Imperial College London	UK	89.1
12	12	Columbia University	US	88.9
13	13	National University of Singapore (NUS)	SG	88.6
14	20=	Université PSL (Paris Sciences & Lettres)	FR	88.1
15	15	University of Toronto	CA	87.1
16	17	University of Chicago	US	86.8
17	14	California Institute of Technology (Caltech)	US	86.7
18	16	University of Michigan-Ann Arbor	US	86.1
19	20=	The University of Warwick	UK	86.0
20	25	Tsinghua University	CN	85.4
21	18	Yale University	US	85.3
22	20=	Peking University	CN	85.2
23	26=	University of British Columbia	CA	84.7
24=	19	Ecole Polytechnique Fédérale de Lausanne (EPFL)	CH	84.2
24=	20=	The University of Tokyo	JP	84.2
26	26=	University of Texas at Austin	US	84.0
27=	24	Carnegie Mellon University	US	83.8
27=	29	Ecole Polytechnique	FR	83.8
27=	32=	Sorbonne University	FR	83.8
30	30	Georgia Institute of Technology (Georgia Tech)	US	83.3
31	28	The Chinese University of Hong Kong (CUHK)	HK	83.0
32	41	The University of Melbourne	AU	82.5
33	34=	Cornell University	US	82.2
34=	36=	The Hong Kong University of Science and Technology (HKUST)	HK	81.9
34=	32=	University of Pennsylvania	US	81.9
36=	38	The University of New South Wales (UNSW)	AU	81.7
36=	47=	University of Edinburgh	UK	81.7
38	44	KTH, Royal Institute of Technology	SE	81.6
39=	31	Australian National University (ANU)	AU	81.0
39=	42	Shanghai Jiao Tong University	CN	81.0
41	43	University of Waterloo	CA	80.9
42	40	Brown University	US	80.6
43=	34=	Lomonosov Moscow State University	RU	80.5
43=	45=	University of Hong Kong (HKU)	HK	80.5
45=	51-100	The University of Sydney	AU	80.4
45=	49	University of Wisconsin-Madison	US	80.4
47=	47=	Seoul National University (SNU)	KR	80.2
47=	39	University of California, San Diego (UCSD)	US	80.2
49=	51-100	Fudan University	CN	80.1
49=	36=	Kyoto University	JP	80.1
49=	51-100	Nanyang Technological University (NTU)	SG	80.1
49=	51-100	UCL (University College London)	UK	80.1

Materials Science

2020 Rank	2019 Rank	Institution	Location	Overall
1	1	Massachusetts Institute of Technology (MIT)	US	96.9
2	2	Stanford University	US	94.9
3	3	Nanyang Technological University (NTU)	SG	94.1
4	4	University of Cambridge	UK	93.4
5	7=	University of Oxford	UK	93.0
6	5	University of California, Berkeley (UCB)	US	92.8
7=	6	Ecole Polytechnique Fédérale de Lausanne (EPFL)	CH	92.4
7=	7=	Harvard University	US	92.4
9	12	Tsinghua University	CN	91.9
10	13	Georgia Institute of Technology (Georgia Tech)	US	91.4
11	9	Imperial College London	UK	91.3
12	10	Northwestern University	US	91.0
13	11	National University of Singapore (NUS)	SG	90.9
14	14	ETH Zurich (Swiss Federal Institute of Technology)	CH	89.3
15	18=	University of Illinois at Urbana-Champaign	US	88.0
16	21	Peking University	CN	87.9
17=	16	California Institute of Technology (Caltech)	US	87.8
17=	15	Delft University of Technology	NL	87.8
19=	17	KAIST - Korea Advanced Institute of Science and Technology	KR	87.3
19=	18=	The University of Tokyo	JP	87.3
21	20	Seoul National University (SNU)	KR	87.2
22	25	Shanghai Jiao Tong University	CN	86.6
23	23=	The Hong Kong University of Science and Technology (HKUST)	HK	85.9
24	22	Rheinisch-Westfälische Technische Hochschule Aachen	DE	85.5
25	23=	University of California, Los Angeles (UCLA)	US	85.2
26	31	Sungkyunkwan University	KR	85.1
27	26=	KTH, Royal Institute of Technology	SE	85.0
28	32	The University of Manchester	UK	84.9
29	33=	Pennsylvania State University	US	84.8
30	28	Fudan University	CN	84.6
31=	30	Carnegie Mellon University	US	84.5
31=	39=	Technische Universität München	DE	84.5
33	44	Tokyo Institute of Technology	JP	84.2
34	38	Kyoto University	JP	84.0
35	36=	Zhejiang University	CN	83.9
36	33=	University of Michigan-Ann Arbor	US	83.8
37	36=	University of Pennsylvania	US	83.5
38	29	Cornell University	US	83.4
39	26=	University of Texas at Austin	US	83.3
40=	39=	University of California, Santa Barbara (UCSB)	US	83.2
40=	49	University of Science and Technology of China	CN	83.2
42	35	The University of New South Wales (UNSW)	AU	82.9
43=	47	KIT, Karlsruher Institut für Technologie	DE	82.7
43=	45=	Pohang University of Science and Technology (POSTECH)	KR	82.7
45	45=	Katholieke Universiteit Leuven	BE	82.5
46=	42	Monash University	AU	82.2
46=	43	Tohoku University	JP	82.2
48	48	University of Toronto	CA	82.0
49	39=	McGill University	CA	81.9
50	51-100	Purdue University	US	81.6



Come to HUFS Meet the World

Hankuk University of Foreign Studies, Leading a Globalized Korea

Hankuk University of Foreign Studies (HUFS), since its foundation in 1954, has been at the forefront of Korea's development, often dubbed the Korean miracle, serving as a pioneer and driving the economic growth and globalization of Korea. HUFS, a truly global university that fosters innovative leaders of the future.

Designated as a Specialized Educational Institution for Critical Foreign Languages

The enactment of the Critical Foreign Languages Education Act has expanded the platform for HUFS students majoring in critical foreign languages such as Vietnamese, Arabic, and Portuguese to grow into area specialists by gaining knowledge and experience transnationally. HUFS's prestige as the leading global university in Korea has been enhanced through university-wide academic programs such as HIMUN (HUFS International Model United Nations), which marks its 43rd anniversary this year, and a wide range of globalization programs which include the '7+1 Student Dispatch Program' where students study at overseas universities for one term, 'Honors Program for Area Specialists' to train and nurture area specialists with knowledge and practical experience, and a global internship program under which over 300 students gain on-the-ground overseas work experience annually.

- **Global Education Infrastructure**
HUFS teaches 45 languages in 52 language majors
- **Academic Exchange Agreements**
Signed with 832 universities and institutions in 98 countries
- **International Exchange Programs**
Number of HUFS students dispatched overseas : 1,843
Number of international students placed at HUFS : 636

Departments that Foster Global Leaders Prepared for the Ubiquitous High-Tech Era with a Convergence Mindset

- **EICC (English for International Conferences and Communication) Department**
The best Interpretation and Translation Curriculum in Korea
- **ELLT (English Linguistics & Language Technology) Department**
The first-ever department that combines language and technology in Korea
- **LD (Language & Diplomacy) Division**
An 'Elite Diplomat Academy' that nurtures future diplomats with the full range of competencies exemplified by HUFS
- **LT (Language & Technology) Division**
An 'Elite Trade Academy' that leads global industries and international trade
- **GBT (Global Business & Technology) Division**
Equips students with English language skills, IT capabilities, and a business mindset to become business leaders in the 21st century
- **BME (BioMedical Engineering) Division**
Fosters education that integrates the biomedical and engineering fields by fully utilizing IT

HUFS, A Global Hub at One with the World, has been visited by prominent political leaders

Starting with former President Washington Beltran of Uruguay in 1975, HUFS has had the honor of hosting heads of state from around the world such as Hungary, Poland, Mongolia, Portugal, and Indonesia, and most recently former President Barack Obama of the United States in 2012, not to mention Ministers and Vice Ministers of Foreign Affairs, Prime Ministers, Speakers of Upper Houses, and Speakers of Parliaments from many nations.

– Heads of state who visited HUFS (44 visits in total paid by heads of state, including 22 former and incumbent Presidents)

- Barack Obama, former President of the United States (2012)
- Mikhail Gorbachev, former President of the Soviet Union (2001)
- Joko Widodo, President of Indonesia (2018)
- Anibal Antonio Cavaco Silva, former President of Portugal (2017)
- Tsakhiagiin Elbegdorj, former President of Mongolia (2016)
- Bronislaw Komorowski, former President of the Republic of Poland (2013)
- Laura Chinchilla Miranda, former President of Costa Rica (2012)
- Pal Schmitt, former President of Hungary (2012)
- Abdullah Gul, former President of Turkey (2010)
- Georgi Sedefchov Parvanov, former President of Bulgaria (2009)
- Lech Kaczynski, former President of the Republic of Poland (2008)
- Traian Basescu, former President of Romania (2008)
- Elias Antonio Saca, former President of El Salvador (2006)
- Leonel Fernandez, former President of the Dominican Republic (2006)
- Traian Basescu, former President of Romania (2005)
- Joseph Kabila Kabange, former President of the Democratic Republic of the Congo (2005)
- Stanislave S. Shushkevich, former President of Belarus (2004)
- Ernesto Samper Pizano, former President of the Republic of Colombia (1996)
- Zhelyu Zhelev, former President of Bulgaria (1995)
- Alberto Kenya Fujimori, former President of the Republic of Peru (1993)
- Fidel Sanches Hernandez, former President of El Salvador (1982)
- Washington Beltran, former President of Uruguay (1975)



HANKUK UNIVERSITY
OF FOREIGN STUDIES

Earth & Marine Sciences

2020 Rank	2019 Rank	Institution	Location	Overall
1	1	ETH Zurich (Swiss Federal Institute of Technology)	CH	96.1
2	2	Massachusetts Institute of Technology (MIT)	US	93.3
3=	3	Harvard University	US	92.8
3=	4	University of Cambridge	UK	92.8
3=	5	University of Oxford	UK	92.8
6	6	University of California, Berkeley (UCB)	US	92.1
7	7	Stanford University	US	91.8
8	8	California Institute of Technology (Caltech)	US	91.7
9	9	Australian National University (ANU)	AU	90.9
10	16	Princeton University	US	90.4
11	11	University of Washington	US	89.8
12	10	Columbia University	US	89.4
13	12=	Yale University	US	88.8
14	20=	University of Leeds	UK	88.5
15=	14	The University of Tokyo	JP	88.4
15=	15	University of Bristol	UK	88.4
17	12=	University of British Columbia	CA	88.3
18	20=	Imperial College London	UK	88.1
19=	17=	University of California, Los Angeles (UCLA)	US	88.0
19=	17=	University of Edinburgh	UK	88.0
21	22	University of Toronto	CA	87.8
22	17=	Utrecht University	NL	87.5
23	23	University of California, San Diego (UCSD)	US	87.4
24	24	University of Texas at Austin	US	86.0
25	25	University of Colorado at Boulder	US	85.9
26	31	Pennsylvania State University	US	85.8
27	26	McGill University	CA	85.6
28	51-100	Sorbonne University	FR	85.5
29	37=	The University of Western Australia (UWA)	AU	85.4
30	27=	Peking University	CN	85.3
31	33=	The University of New South Wales (UNSW)	AU	85.1
32	29=	The University of Melbourne	AU	85.0
33	27=	UCL (University College London)	UK	84.9
34	29=	University of Arizona	US	84.7
35	33=	University of Oslo	NO	84.2
36	48	Colorado School of Mines	US	84.0
37=	37=	Oregon State University	US	83.7
37=	43	University of Michigan-Ann Arbor	US	83.7
39	32	Durham University	UK	83.4
40	35	Curtin University	AU	83.3
41=	46=	University of Alberta	CA	83.1
41=	37=	University of Bergen	NO	83.1
41=	36	University of California, Davis (UCD)	US	83.1
44=	40	The University of Queensland (UQ)	AU	83.0
44=	101-150	University of Hawaii at Mānoa	US	83.0
46=	51-100	Colorado State University	US	82.8
46=	51-100	Universität Bremen	DE	82.8
46=	51-100	University of Bern	CH	82.8
46=	51-100	University of Chicago	US	82.8
50	41	University of Hong Kong (HKU)	HK	82.7

Physics & Astronomy

2020 Rank	2019 Rank	Institution	Location	Overall
1	1	Massachusetts Institute of Technology (MIT)	US	98.9
2	3	Stanford University	US	97.5
3	2	Harvard University	US	97.4
4	4	University of Cambridge	UK	96.2
5	6	University of Oxford	UK	95.5
6	5	University of California, Berkeley (UCB)	US	95.0
7	7	California Institute of Technology (Caltech)	US	93.7
8	8	Princeton University	US	92.2
9	9	ETH Zurich (Swiss Federal Institute of Technology)	CH	91.8
10	10	The University of Tokyo	JP	90.3
11	11	Imperial College London	UK	90.1
12	17	University of Chicago	US	88.5
13	15	Yale University	US	88.4
14	14	Columbia University	US	87.8
15=	12	Ecole Polytechnique Fédérale de Lausanne (EPFL)	CH	87.0
15=	18	Tsinghua University	CN	87.0
17	16	Technische Universität München	DE	86.4
18	19	Peking University	CN	86.3
19=	13	University of California, Los Angeles (UCLA)	US	86.2
19=	23	University of Illinois at Urbana-Champaign	US	86.2
21	21	University of Toronto	CA	86.0
22=	22	Cornell University	US	85.9
22=	20	Ludwig-Maximilians-Universität München	DE	85.9
24	25	National University of Singapore (NUS)	SG	85.5
25=	24	Kyoto University	JP	84.6
25=	27	University of California, Santa Barbara (UCSB)	US	84.6
27	32=	University of Michigan-Ann Arbor	US	84.0
28=	28=	Ruprecht-Karls-Universität Heidelberg	DE	83.5
28=	36=	UCL (University College London)	UK	83.5
30	30	University of Maryland, College Park	US	83.3
31=	28=	Nanyang Technological University (NTU)	SG	83.2
31=	39	University of Texas at Austin	US	83.2
33	26	Lomonosov Moscow State University	RU	83.1
34	36=	Tokyo Institute of Technology	JP	82.9
35	34=	Sapienza - Università di Roma	IT	82.7
36	34=	Seoul National University (SNU)	KR	82.5
37=	32=	Ecole Polytechnique	FR	82.3
37=	44	The University of Manchester	UK	82.3
37=	46	Université PSL (Paris Sciences & Lettres)	FR	82.3
40	47=	University of Edinburgh	UK	82.1
41	38	University of British Columbia	CA	81.6
42=	49=	Delft University of Technology	NL	81.2
42=	31	KIT, Karlsruher Institut für Technologie	DE	81.2
42=	49=	Sorbonne University	FR	81.2
45	42	Australian National University (ANU)	AU	81.1
46	41	Tohoku University	JP	81.0
47	51-100	The Hong Kong University of Science and Technology (HKUST)	HK	80.9
48=	40	McGill University	CA	80.6
48=	51-100	Shanghai Jiao Tong University	CN	80.6
50=	47=	Carnegie Mellon University	US	80.2
50=	45	Osaka University	JP	80.2
50=	43	Rheinisch-Westfälische Technische Hochschule Aachen	DE	80.2
50=	51-100	University of Amsterdam	NL	80.2
50=	51-100	University of Pennsylvania	US	80.2

Faculty | Social Sciences & Management

2020 Rank	2019 Rank	Institution	Location	Overall
1	1	Harvard University	US	98.5
2	2	London School of Economics and Political Science (LSE)	UK	94.7
3	3	Stanford University	US	94.6
4	4	University of Oxford	UK	94.5
5	6	University of Cambridge	UK	93.8
6	5	Massachusetts Institute of Technology (MIT)	US	93.7
7	7	University of California, Berkeley (UCB)	US	91.2
8	8	Yale University	US	90.1
9	10=	University of California, Los Angeles (UCLA)	US	88.6
10	12	Columbia University	US	88.3
11	10=	University of Pennsylvania	US	88.0
12	9	National University of Singapore (NUS)	SG	87.7
13	17	New York University (NYU)	US	87.5
14	14	Princeton University	US	87.4
15	13	University of Chicago	US	87.2
16	16	Università Commerciale Luigi Bocconi	IT	86.0
17	20	The University of Melbourne	AU	85.4
18=	22	Northwestern University	US	84.4
18=	21	University of Toronto	CA	84.4
20	24	Peking University	CN	84.3
21=	29	University of British Columbia	CA	83.8
21=	18	University of Hong Kong (HKU)	HK	83.8
23=	19	Nanyang Technological University (NTU)	SG	83.6
23=	15	The University of Tokyo	JP	83.6
25=	27	The University of Sydney	AU	83.3
25=	34	UCL (University College London)	UK	83.3
27	25	University of Michigan-Ann Arbor	US	83.2
28	28	London Business School	UK	83.1
29=	23	Australian National University (ANU)	AU	82.6
29=	36	Seoul National University (SNU)	KR	82.6
31	32=	INSEAD (France)	FR	82.3
32	35	Tsinghua University	CN	81.9
33	26	The Hong Kong University of Science and Technology (HKUST)	HK	81.8
34	30=	The University of New South Wales (UNSW)	AU	81.7
35	41	University of Amsterdam	NL	81.3
36	39=	The University of Warwick	UK	81.2
37=	46=	Pontificia Universidad Católica de Chile	CL	80.6
37=	46=	The University of Manchester	UK	80.6
39=	42=	Duke University	US	80.5
39=	32=	Monash University	AU	80.5
41	30=	The Chinese University of Hong Kong (CUHK)	HK	80.2
42	53=	Universidad Nacional Autónoma de México (UNAM)	MX	80.0
43=	55=	HEC Paris	FR	79.9
43=	51=	Korea University	KR	79.9
43=	37	McGill University	CA	79.9
46	44	Erasmus University Rotterdam	NL	79.8
47=	51=	Fudan University	CN	79.0
47=	48=	University of Texas at Austin	US	79.0
49	64	King's College London (KCL)	UK	78.8
50	48=	The University of Queensland (UQ)	AU	78.7

Accounting & Finance

2020 Rank	2019 Rank	Institution	Location	Overall
1	1	Harvard University	US	99.9
2	2	Massachusetts Institute of Technology (MIT)	US	95.5
3	3	Stanford University	US	95.2
4	5	London School of Economics and Political Science (LSE)	UK	92.1
5	4	University of Oxford	UK	91.6
6	8	University of Cambridge	UK	90.4
7	7	University of Pennsylvania	US	89.9
8	9	University of California, Berkeley (UCB)	US	89.2
9	6	University of Chicago	US	88.6
10	12	New York University (NYU)	US	87.9
11	11	London Business School	UK	87.6
12	10	Columbia University	US	87.4
13	14	National University of Singapore (NUS)	SG	86.0
14	13	Yale University	US	85.8
15	15	The University of New South Wales (UNSW)	AU	85.4
16	16	The University of Melbourne	AU	85.2
17	18=	Università Commerciale Luigi Bocconi	IT	84.8
18	20	University of California, Los Angeles (UCLA)	US	84.7
19	17	HEC Paris	FR	84.1
20	18=	The Hong Kong University of Science and Technology (HKUST)	HK	83.7
21	21	The University of Manchester	UK	83.4
22	22=	The University of Sydney	AU	82.9
23	24	Peking University	CN	82.7
24	25	University of Toronto	CA	82.0
25	27=	Tsinghua University	CN	81.9
26	26	University of Michigan-Ann Arbor	US	81.8
27	29	University of Hong Kong (HKU)	HK	81.7
28	22=	Princeton University	US	81.6
29	31	Imperial College London	UK	80.8
30	34	INSEAD (France)	FR	80.6
31	30	Northwestern University	US	80.3
32	32	The Chinese University of Hong Kong (CUHK)	HK	79.9
33	39=	University of British Columbia	CA	79.7
34=	35	Cornell University	US	79.6
34=	27=	Nanyang Technological University (NTU)	SG	79.6
36	33	Monash University	AU	79.3
37=	37	Duke University	US	79.2
37=	38	University of Texas at Austin	US	79.2
39	41	Shanghai Jiao Tong University	CN	78.3
40	39=	Australian National University (ANU)	AU	78.2
41	43	The University of Queensland (UQ)	AU	77.1
42	42	The University of Tokyo	JP	76.9
43	48	Erasmus University Rotterdam	NL	76.8
44	49	University of Edinburgh	UK	76.4
45	44	Seoul National University (SNU)	KR	76.2
46	47	ETH Zurich (Swiss Federal Institute of Technology)	CH	76.1
47	36	The University of Warwick	UK	75.9
48	51-100	Tilburg University	NL	75.7
49=	50	Fudan University	CN	75.6
49=	46	Université PSL (Paris Sciences & Lettres)	FR	75.6

Jump!CNU

A Leading University of Korea
Leaping onto the World Stage

CHUNGNAM NATIONAL UNIVERSITY

Contact

99 Daehak-ro, Yuseong-gu, Daejeon 34134, Korea
www.cnu.ac.kr



충남대학교
CHUNGNAM NATIONAL UNIVERSITY

Anthropology

2020 Rank	2019 Rank	Institution	Location	Overall
1	1	University of Oxford	UK	98.6
2	2	University of Cambridge	UK	97.8
3	3	Harvard University	US	96.4
4=	7	Australian National University (ANU)	AU	94.3
4=	5	UCL (University College London)	UK	94.3
4=	4	University of California, Berkeley (UCB)	US	94.3
7	8	University of Chicago	US	91.5
8	9	London School of Economics and Political Science (LSE)	UK	91.1
9	13	University of California, Los Angeles (UCLA)	US	89.5
10	6	University of Michigan-Ann Arbor	US	89.2
11	12	University of Toronto	CA	88.7
12	10	Columbia University	US	88.4
13=	16	SOAS - School of Oriental and African Studies, University of London	UK	86.7
13=	15	Stanford University	US	86.7
15	14	The University of Manchester	UK	86.5
16	11	Yale University	US	86.4
17	19	The University of Melbourne	AU	86.1
18	20	National University of Singapore (NUS)	SG	85.5
19=	22	New York University (NYU)	US	84.7
19=	17	University of Amsterdam	NL	84.7
21	23	University of Edinburgh	UK	84.4
22	18	University of Copenhagen	DK	84.3
23	26	The University of Sydney	AU	83.7
24	21	Princeton University	US	83.0
25	24	Durham University	UK	82.8
26=	27=	The University of Tokyo	JP	82.4
26=	29	University of British Columbia	CA	82.4
28	33	Freie Universität Berlin	DE	81.9
29	25	University of Oslo	NO	81.7
30	30	Leiden University	NL	81.1
31	27=	Duke University	US	81.0
32	31=	McGill University	CA	80.4
33	39	Kyoto University	JP	79.6
34	42	Aarhus University	DK	79.0
35	34	University of Texas at Austin	US	78.9
36=	45	University of Arizona	US	78.2
36=	37	University of Pennsylvania	US	78.2
38	36	Eberhard Karls Universität Tübingen	DE	77.7
39	31=	Humboldt-Universität zu Berlin	DE	77.5
40	44	Universidad Nacional Autónoma de México (UNAM)	MX	77.4
41	35	Cornell University	US	77.3
42	38	University of North Carolina, Chapel Hill	US	77.1
43	43	The University of Queensland (UQ)	AU	77.0
44	46=	Arizona State University	US	76.6
45	49	The University of Auckland	NZ	76.5
46	40	University of Wisconsin-Madison	US	76.1
47	51-100	Universidad de Buenos Aires	AR	75.8
48	51-100	Universität Wien	AT	75.2
49=	41	Goldsmiths, University of London	UK	74.8
49=	51-100	University of Washington	US	74.8

Business & Management Studies

2020 Rank	2019 Rank	Institution	Location	Overall
1	1	Harvard University	US	97.0
2	2	INSEAD (France)	FR	95.4
3	3	London Business School	UK	93.4
4	4	Massachusetts Institute of Technology (MIT)	US	92.9
5	6	Stanford University	US	92.1
6	5	University of Pennsylvania	US	91.7
7	8=	Università Commerciale Luigi Bocconi	IT	90.7
8	7	University of Cambridge	UK	90.6
9	11	HEC Paris	FR	90.1
10	8=	London School of Economics and Political Science (LSE)	UK	89.7
11	10	University of Oxford	UK	89.0
12	12	University of California, Berkeley (UCB)	US	86.9
13	13=	National University of Singapore (NUS)	SG	86.7
14	13=	Northwestern University	US	85.7
15	15	Copenhagen Business School	DK	85.1
16	16	The Hong Kong University of Science and Technology (HKUST)	HK	84.3
17	21	Erasmus University Rotterdam	NL	83.7
18	18	Columbia University	US	83.6
19	24	Yale University	US	83.5
20	22=	New York University (NYU)	US	83.3
21	25	ESADE Business School Universitat Ramon Llull	ES	82.5
22	17	University of Chicago	US	82.4
23	19	The University of Warwick	UK	81.8
24=	30	Imperial College London	UK	81.7
24=	27=	Nanyang Technological University (NTU)	SG	81.7
26	20	The University of Melbourne	AU	81.4
27	22=	University of Michigan-Ann Arbor	US	80.9
28	29	University of California, Los Angeles (UCLA)	US	80.5
29	31	IESE Business School Universidad de Navarra	ES	80.3
30	35	The University of Manchester	UK	79.8
31=	37	ESSEC Business School, Paris	FR	79.7
31=	201-250	IE University	ES	79.7
31=	34	University of St Gallen (HSG)	CH	79.7
34=	26	The University of New South Wales (UNSW)	AU	79.2
34=	39	Tsinghua University	CN	79.2
36	32	Peking University	CN	79.1
37	38	WU (Vienna University of Economics and Business)	AT	79.0
38	33	Seoul National University (SNU)	KR	78.9
39	41	Singapore Management University	SG	78.8
40	46	University of British Columbia	CA	78.4
41=	42	The University of Sydney	AU	78.3
41=	27=	University of Hong Kong (HKU)	HK	78.3
43	40	University of Toronto	CA	78.2
44=	36	Monash University	AU	78.1
44=	45	Shanghai Jiao Tong University	CN	78.1
46	43=	Duke University	US	77.5
47	51-100	Tecnológico de Monterrey (ITESM)	MX	76.7
48	48	City University of Hong Kong	HK	76.6
49	50=	Korea University	KR	76.5
50	50=	Fudan University	CN	76.4



جامعة عجمان
AJMAN UNIVERSITY

Delivering a
world-class education
in a global environment.




**MAKE IT
HAPPEN**

Ajman-U.A.E.
ajman.ac.ae



/ajmanuniversity



Innovation unbounded.

Bringing education and research to the next level.

SOAR WITH US



CUHK
香港中文大學

The Chinese University of Hong Kong

www.cuhk.edu.hk

Communication & Media Studies

2020 Rank	2019 Rank	Institution	Location	Overall
1	1	University of Amsterdam	NL	96.5
2	3	University of Southern California	US	92.9
3	4	London School of Economics and Political Science (LSE)	UK	92.6
4	2	Stanford University	US	91.8
5	5	University of Texas at Austin	US	91.6
6	10	University of Pennsylvania	US	89.0
7=	7	Goldsmiths, University of London	UK	88.9
7=	8	Nanyang Technological University (NTU)	SG	88.9
9	6	University of California, Berkeley (UCB)	US	87.6
10	16=	New York University (NYU)	US	87.2
11	12	University of Wisconsin-Madison	US	86.7
12	14	National University of Singapore (NUS)	SG	86.2
13	9	University of California, Los Angeles (UCLA)	US	86.1
14	11	Columbia University	US	86.0
15	15	The Chinese University of Hong Kong (CUHK)	HK	85.7
16	13	Michigan State University	US	85.5
17	16=	Queensland University of Technology (QUT)	AU	85.0
18	20=	University of Zurich	CH	84.5
19=	18	Northwestern University	US	83.9
19=	23	University of Michigan-Ann Arbor	US	83.9
21	20=	The University of Sydney	AU	83.4
22	19	University of California, Santa Barbara (UCSB)	US	82.8
23	25	Cardiff University	UK	82.5
24	30	Massachusetts Institute of Technology (MIT)	US	82.3
25=	31	King's College London (KCL)	UK	81.9
25=	26	Ludwig-Maximilians-Universität München	DE	81.9
25=	24	University of Hong Kong (HKU)	HK	81.9
28	22	University of Leeds	UK	81.7
29	27=	Ohio State University	US	81.6
30	35=	Universität Wien	AT	81.5
31	40=	University of Westminster	UK	80.6
32	32=	Yale University	US	80.5
33	27=	University of Illinois at Urbana-Champaign	US	80.4
34	32=	Cornell University	US	80.3
35	32=	Pennsylvania State University	US	80.2
36	42	Aarhus University	DK	80.0
37	35=	The University of Melbourne	AU	79.6
38	27=	City University of Hong Kong	HK	79.4
39	51-100	University of North Carolina, Chapel Hill	US	79.3
40=	47	University of Copenhagen	DK	79.2
40=	43=	University of Leicester	UK	79.2
42	46	McGill University	CA	79.1
43	37=	Seoul National University (SNU)	KR	79.0
44	37=	RMIT University	AU	78.8
45	43=	University of Missouri, Columbia	US	78.7
46	50	Freie Universität Berlin	DE	78.6
47	40=	The University of New South Wales (UNSW)	AU	78.5
48	51-100	University of Washington	US	78.3
49	45	University of Oslo	NO	77.7
50	51-100	University of Helsinki	FI	77.6

Development Studies

2020 Rank	2019 Rank	Institution	Location	Overall
1	1	University of Sussex	UK	96.1
2	3	University of Oxford	UK	92.9
3	2	Harvard University	US	92.5
4	4	London School of Economics and Political Science (LSE)	UK	91.3
5	5	University of Cambridge	UK	89.7
6=	8	SOAS - School of Oriental and African Studies, University of London	UK	88.8
6=	6	University of California, Berkeley (UCB)	US	88.8
8	7	Stanford University	US	87.5
9	10	The University of Manchester	UK	85.5
10	9	University of Cape Town	ZA	85.1
11	13	University of Copenhagen	DK	83.6
12	16	University of California, Los Angeles (UCLA)	US	82.0
13	12	Australian National University (ANU)	AU	81.8
14	15	Wageningen University	NL	81.4
15	17	Princeton University	US	81.1
16	18=	The University of Melbourne	AU	81.0
17	22	University of Amsterdam	NL	80.8
18	25=	The University of Tokyo	JP	80.4
19	18=	University of The Witwatersrand	ZA	79.7
20	40	University of Hong Kong (HKU)	HK	79.5
21	28	University of Edinburgh	UK	79.4
22	24	University of Chicago	US	79.1
23	14	University of Toronto	CA	78.9
24	27	Lund University	SE	78.4
25	11	University of East Anglia (UEA)	UK	77.9
26	18=	The University of Sydney	AU	77.6
27	21	University of California, Davis (UCD)	US	77.0
28	31=	Université Paris 1 Panthéon-Sorbonne	FR	76.4
29	23	Uppsala University	SE	76.3
30=	25=	Duke University	US	76.1
30=	30	King's College London (KCL)	UK	76.1
32	29	Erasmus University Rotterdam	NL	75.8
33=	51-100	Leiden University	NL	75.7
33=	46	Purdue University	US	75.7
35	36	University of Birmingham	UK	75.6
36	50	Universidad de Los Andes Colombia	CO	75.1
37=	39	The University of Sheffield	UK	75.0
37=	35	Universidad Nacional Autónoma de México (UNAM)	MX	75.0
37=	41	University of Leeds	UK	75.0
40	51-100	Sciences Po Paris	FR	74.4
41=	43=	Kyung Hee University	KR	74.0
41=	51-100	Stellenbosch University	ZA	74.0
41=	37	University of Delhi	IN	74.0
44	33	Brown University	US	73.7
45	34	McGill University	CA	72.9
46	51-100	University of Oslo	NO	72.8
47	31=	National Taiwan University (NTU)	TW	72.6
48	47	The University of Warwick	UK	72.5
49	38	Universiti Malaya (UM)	MY	72.4
50	51-100	University of Glasgow	UK	72.2

Economics & Econometrics

2020 Rank	2019 Rank	Institution	Location	Overall
1	1	Harvard University	US	99.5
2	2	Massachusetts Institute of Technology (MIT)	US	97.8
3	3	Stanford University	US	94.9
4	4	University of California, Berkeley (UCB)	US	93.3
5=	6	London School of Economics and Political Science (LSE)	UK	92.8
5=	7	Princeton University	US	92.8
7	5	University of Chicago	US	91.8
8	8	Yale University	US	91.1
9	9	University of Oxford	UK	91.0
10	10	University of Cambridge	UK	89.8
11	11	Columbia University	US	89.0
12	15	New York University (NYU)	US	88.2
13	12	Northwestern University	US	87.2
14	13	University of Pennsylvania	US	87.1
15	14	University of California, Los Angeles (UCLA)	US	87.0
16	16	Università Commerciale Luigi Bocconi	IT	85.1
17	17	UCL (University College London)	UK	84.9
18	18	National University of Singapore (NUS)	SG	84.5
19	19	University of Michigan-Ann Arbor	US	82.1
20=	22	Duke University	US	81.9
20=	20	University of California, San Diego (UCSD)	US	81.9
22	29	University of British Columbia	CA	81.8
23	24	The University of Melbourne	AU	81.5
24	21	University of Toronto	CA	81.1
25=	30	Peking University	CN	80.9
25=	23	The University of Tokyo	JP	80.9
25=	28	The University of Warwick	UK	80.9
28	31=	Tsinghua University	CN	80.5
29	26=	The Hong Kong University of Science and Technology (HKUST)	HK	80.4
30=	25	Australian National University (ANU)	AU	80.1
30=	36	London Business School	UK	80.1
32	33	University of Zurich	CH	79.7
33	35	ETH Zurich (Swiss Federal Institute of Technology)	CH	79.2
34	31=	The University of New South Wales (UNSW)	AU	79.1
35	26=	Cornell University	US	79.0
36=	37=	The University of Sydney	AU	78.9
36=	41=	Tilburg University	NL	78.9
38		Paris School of Economics	FR	78.7
39	45	Monash University	AU	78.3
40	43	University of Hong Kong (HKU)	HK	78.2
41=	34	Brown University	US	78.1
41=	48	California Institute of Technology (Caltech)	US	78.1
41=	37=	Stockholm School of Economics	SE	78.1
44	41=	Boston University	US	78.0
45=	50	Universidad Carlos III de Madrid	ES	77.9
45=	44	Universität Mannheim	DE	77.9
47	39	The Chinese University of Hong Kong (CUHK)	HK	77.8
48	46	Seoul National University (SNU)	KR	77.5
49=	40	University of Minnesota Twin Cities	US	76.9
49=	49	University of Wisconsin-Madison	US	76.9

Education

2020 Rank	2019 Rank	Institution	Location	Overall
1	1	UCL Institute of Education University College London	UK	95.9
2=	2	Harvard University	US	90.5
2=	3	Stanford University	US	90.5
4	4	University of Oxford	UK	88.6
5	7	University of Toronto	CA	88.4
6	5	University of Cambridge	UK	87.7
7	6	University of Hong Kong (HKU)	HK	86.1
8	8	University of California, Berkeley (UCB)	US	84.6
9	13	University of British Columbia	CA	84.5
10	9	Columbia University	US	84.2
11	10	University of California, Los Angeles (UCLA)	US	83.7
12=	16	Monash University	AU	83.1
12=	14=	The University of Melbourne	AU	83.1
14	17	University of Wisconsin-Madison	US	82.9
15	11	University of Michigan-Ann Arbor	US	82.1
16=	14=	Nanyang Technological University (NTU)	SG	82.0
16=	20	The Education University of Hong Kong	HK	82.0
18	18	Michigan State University	US	81.7
19	24	Johns Hopkins University	US	81.2
20	12	The University of Sydney	AU	80.9
21	21	University of Edinburgh	UK	80.7
22	23	Vanderbilt University	US	80.3
23=	19	The University of Queensland (UQ)	AU	80.0
23=	30	University of Helsinki	FI	80.0
25	29	Beijing Normal University	CN	79.7
26	25	McGill University	CA	79.6
27	26	The University of Auckland	NZ	79.4
28	22	King's College London (KCL)	UK	78.7
29	28	Pennsylvania State University	US	77.9
30	33	Utrecht University	NL	77.6
31	43=	National Taiwan Normal University	TW	77.4
32	27	Deakin University	AU	77.2
33	36=	University of Pennsylvania	US	76.8
34	34=	The University of Manchester	UK	76.7
35	31	University of Illinois at Urbana-Champaign	US	76.6
36	49=	University of Bristol	UK	76.5
37=	51-100	Pontificia Universidad Católica de Chile	CL	76.4
37=	34=	University of Washington	US	76.4
39	46	University of Texas at Austin	US	76.3
40	36=	Katholieke Universiteit Leuven	BE	75.8
41	49=	University of Glasgow	UK	75.5
42	41=	University of Chicago	US	75.3
43	43=	The Chinese University of Hong Kong (CUHK)	HK	75.1
44=	47	University of Alberta	CA	75.0
44=	36=	University of Birmingham	UK	75.0
46	40	University of Oslo	NO	74.7
47	48	New York University (NYU)	US	74.4
48=	51-100	Seoul National University (SNU)	KR	74.3
48=	51-100	University of Leeds	UK	74.3
50=	51-100	Universidad Nacional Autónoma de México (UNAM)	MX	74.1
50=	51-100	University of Illinois, Chicago (UIC)	US	74.1

Beyond The Future

KOREA UNIVERSITY



LIBERTAS
JUSTITIA
VERITAS

1

The only
Korean university
in the Universitas 21

83th

QS
World University
Rankings 2020

115th

Anniversary of
Korea University's
foundation

1,067

Number of
international
partner universities

1,801

Number of students
who enrolled in International
Summer Campus

JOIN US.

Graduate School Admission 2020
<http://graduate2.korea.ac.kr>

OASES_{OF} SCIENCE KNOWLEDGE

38 Colleges 210 Programs



Established in 2004

qu.edu.sa
Saudi Arabia

Hospitality & Leisure Management

2020 Rank	2019 Rank	Institution	Location	Overall
1	1	Ecole hôtelière de Lausanne	CH	98.2
2	2	University of Nevada - Las Vegas	US	88.4
3=	4	Glion Institute of Higher Education	CH	81.5
3=	3	Les Roches International School of Hotel Management	CH	81.5
5	7	SHMS - Swiss Hotel Management School	CH	77.0
6	6	Hotelschool The Hague	NL	75.5
7	5	The Hong Kong Polytechnic University	HK	74.4
8	8	University of Surrey	UK	72.8
9	9	Oxford Brookes University	UK	70.6
10	10	Bournemouth University	UK	69.7
11	12	IMI-Luzern - International Hotel Management School, Switzerland	CH	69.3
12	11	Cornell University School of Hotel Administration	US	68.2
13	16	Cesar Ritz Colleges	CH	66.3
14	33	Institute For Tourism Studies	MO	65.8
15	20	Griffith University	AU	65.7
16	14	Taylor's University	MY	65.6
17	25=	Hotel and Tourism Management Institute, Switzerland	CH	64.9
18	42=	Hotel School Vatel	FR	64.5
19	18	Blue Mountains International Hotel Management School (BMIHMS)	AU	63.4
20	23	Pennsylvania State University School of Hospitality Management	US	62.5
21	21	Culinary Arts Academy Switzerland	CH	61.7
22	24	Virginia Polytechnic Institute (Virginia Tech)	US	61.6
23	27	The University of Queensland (UQ)	AU	60.9
24	15	Hotel Institute Montreux - HIM	CH	60.1
25	25=	University of Florida	US	60.0
26	17	IHTTI, School of Hotel Management	CH	59.5
27	22	Texas A&M University	US	58.4
28		Management and Science University	MY	57.6
29	35	SAIT Polytechnic - School of Hospitality and Tourism	CA	57.4
30	19	Escuela Universitaria de hosteleria y turismo de Sant Pol de Mar	ES	57.3
31		Universiti Teknologi MARA (UITM)	MY	57.1
32	32	University of Waterloo	CA	56.8
33		Florida State University	US	56.7
34		Auckland University of Technology	NZ	56.4
35=	37	Kyung Hee University	KR	56.2
35=	30	Purdue University	US	56.2
37=	28=	University of Central Florida	US	56.1
37=		University of Massachusetts, Amherst	US	56.1
39	39	University of Hong Kong (HKU)	HK	55.8
40=	40	Sheffield Hallam University	UK	55.5
40=		University of Houston	US	55.5
42=	31	Nanyang Technological University (NTU)	SG	55.3
42=	34	Sejong University	KR	55.3
44		International Hotel School	ZA	55.2
45=		Lomonosov Moscow State University	RU	54.9
45=	46=	Universitat Ramon Llull	ES	54.9
47	42=	University of South Florida	US	54.8
48	38	The Chinese University of Hong Kong (CUHK)	HK	54.6
49		University of Calgary	CA	54.5
50		Victoria University of Wellington	NZ	54.4

Law

2020 Rank	2019 Rank	Institution	Location	Overall
1	1	Harvard University	US	100.0
2	2	University of Oxford	UK	97.1
3	3	University of Cambridge	UK	97.0
4	4	Yale University	US	94.1
5	5	Stanford University	US	92.9
6	7	London School of Economics and Political Science (LSE)	UK	90.4
7	8	University of California, Berkeley (UCB)	US	90.2
8	9	Columbia University	US	89.8
9	10	New York University (NYU)	US	89.0
10	6	The University of Melbourne	AU	87.9
11	11	University of Chicago	US	87.8
12	13	National University of Singapore (NUS)	SG	86.0
13	12	The University of Sydney	AU	85.5
14	14	The University of New South Wales (UNSW)	AU	85.0
15	19	King's College London (KCL)	UK	84.7
16	15=	UCL (University College London)	UK	84.6
17	15=	Australian National University (ANU)	AU	83.6
18	17	Georgetown University	US	82.9
19	18	University of Hong Kong (HKU)	HK	82.5
20=	21	The University of Tokyo	JP	82.4
20=	20	University of Toronto	CA	82.4
22	29	University of Edinburgh	UK	81.9
23	23=	Peking University	CN	81.6
24	26	Leiden University	NL	81.4
25	25	Université Paris 1 Panthéon-Sorbonne	FR	81.3
26	23=	University of California, Los Angeles (UCLA)	US	80.9
27	28	Tsinghua University	CN	80.6
28	22	McGill University	CA	80.5
29	27	University of Michigan-Ann Arbor	US	80.1
30	32	Queen Mary University of London (QMUL)	UK	79.5
31	30	University of Pennsylvania	US	78.4
32	33=	Duke University	US	78.2
33	37=	Katholieke Universiteit Leuven	BE	78.1
34	40=	University of Amsterdam	NL	77.9
35	31	Monash University	AU	77.7
36	40=	Pontificia Universidad Católica de Chile	CL	77.6
37	42	Humboldt-Universität zu Berlin	DE	77.4
38	33=	Seoul National University (SNU)	KR	77.2
39	43	The University of Queensland (UQ)	AU	77.0
40	37=	University of British Columbia	CA	76.6
41=	35=	Cornell University	US	76.5
41=	48=	Universidad Nacional Autónoma de México (UNAM)	MX	76.5
43=	48=	Durham University	UK	75.7
43=	35=	Ludwig-Maximilians-Universität München	DE	75.7
43=	39	The Chinese University of Hong Kong (CUHK)	HK	75.7
46	50=	Northwestern University	US	75.3
47=	50=	Universidad de Buenos Aires	AR	74.5
47=	45	Universidade de São Paulo (USP)	BR	74.5
49	46=	National Taiwan University (NTU)	TW	74.3
50=	51-100	Sciences Po Paris	FR	74.2
50=	44	The University of Auckland	NZ	74.2

Library & Information Management

2020 Rank	2019 Rank	Institution	Location	Overall
1	1	University of British Columbia	CA	93.9
2	2	The University of Sheffield	UK	93.5
3	3	University of Toronto	CA	91.3
4	5	University of North Carolina, Chapel Hill	US	90.3
5	4	University of Illinois at Urbana-Champaign	US	87.1
6	7	University of Washington	US	85.3
7	6	Syracuse University	US	84.4
8	8	Indiana University Bloomington	US	82.8
9	12	McGill University	CA	82.5
10	9	Loughborough University	UK	81.5
11	10	University of California, Berkeley (UCB)	US	80.3
12	13=	University of California, Los Angeles (UCLA)	US	79.1
13	16	University of Michigan-Ann Arbor	US	78.2
14=	18	Nanyang Technological University (NTU)	SG	77.9
14=	11	Rutgers - The State University of New Jersey, New Brunswick	US	77.9
16	13=	Western University	CA	77.2
17	15	University of Pittsburgh	US	77.0
18	17	University of Texas at Austin	US	76.2
19	19	University of Amsterdam	NL	75.6
20	24	Victoria University of Wellington	NZ	75.2
21	20	University at Buffalo SUNY	US	73.8
22	38=	University of Wisconsin-Madison	US	73.5
23	21	University of Southern California	US	73.2
24	28	Sungkyunkwan University	KR	72.4
25		Tampere University	FI	71.6
26		University College of Boras	SE	70.5
27	31=	UCL (University College London)	UK	70.2
28		Yonsei University	KR	69.9
29		University of Wisconsin Milwaukee	US	69.6
30	44	University of Arizona	US	69.4
31	33=	Humboldt-Universität zu Berlin	DE	68.6
32	36	University of Technology Sydney (UTS)	AU	68.3
33		University of Tsukuba	JP	68.2
34	33=	McMaster University	CA	67.7
35=	45	Monash University	AU	67.4
35=	38=	University College Dublin (UCD)	IE	67.4
35=	47	Wuhan University	CN	67.4
38=	46	Cornell University	US	67.2
38=	31=	Universiti Malaya (UM)	MY	67.2
40	26	Nanjing University	CN	66.9
41		University of Glasgow	UK	66.7
42	35	Peking University	CN	66.6
43	27	Universitat de Barcelona (UB)	ES	66.2
44	23	Katholieke Universiteit Leuven	BE	66.0
45=	48=	Drexel University	US	65.8
45=		Erasmus University Rotterdam	NL	65.8
47		New York University (NYU)	US	65.7
48		City, University of London	UK	65.3
49	25	RMIT University	AU	65.2
50	30	National Taiwan Normal University	TW	65.0

Politics & International Studies

2020 Rank	2019 Rank	Institution	Location	Overall
1	1	Harvard University	US	94.2
2=	7	Princeton University	US	92.7
2=	3	Sciences Po Paris	FR	92.7
4	2	University of Oxford	UK	92.2
5	4	London School of Economics and Political Science (LSE)	UK	88.8
6	5	University of Cambridge	UK	88.5
7	6	Stanford University	US	88.2
8	10	Australian National University (ANU)	AU	86.8
9	9	Yale University	US	86.3
10	8	University of California, Berkeley (UCB)	US	84.9
11	11	Columbia University	US	84.0
12	15	Georgetown University	US	81.8
13	12	National University of Singapore (NUS)	SG	81.0
14	16=	University of California, San Diego (UCSD)	US	80.5
15	18	King's College London (KCL)	UK	80.4
16	14	University of California, Los Angeles (UCLA)	US	80.2
17	13	University of Chicago	US	80.1
18	23=	SOAS - School of Oriental and African Studies, University of London	UK	79.9
19=	19	Freie Universität Berlin	DE	78.9
19=	20=	Massachusetts Institute of Technology (MIT)	US	78.9
21	28	New York University (NYU)	US	78.2
22	29	Leiden University	NL	77.9
23	20=	University of Toronto	CA	77.4
24	22	The University of Sydney	AU	77.3
25	23=	The University of Tokyo	JP	77.2
26	26	University of Amsterdam	NL	77.0
27	39	George Washington University	US	76.8
28	35=	Cornell University	US	76.4
29	33=	University of Essex	UK	75.9
30	41	Central European University	HU	75.8
31=	31=	ETH Zurich (Swiss Federal Institute of Technology)	CH	75.5
31=	35=	European University Institute	IT	75.5
31=	31=	Seoul National University (SNU)	KR	75.5
31=	16=	University of Hong Kong (HKU)	HK	75.5
31=	27	University of Michigan-Ann Arbor	US	75.5
36	30	Tsinghua University	CN	75.3
37	46=	Johns Hopkins University	US	75.1
38	38	University of Copenhagen	DK	74.8
39	33=	Peking University	CN	74.7
40	43	University of British Columbia	CA	74.4
41	35=	Fudan University	CN	74.3
42	40	University of Edinburgh	UK	74.2
43	49=	McGill University	CA	74.1
44=	44	Duke University	US	73.6
44=	25	The University of Melbourne	AU	73.6
44=	45	UCL (University College London)	UK	73.6
47	51-100	Kyoto University	JP	73.3
48	51-100	National Research University - Higher School of Economics (HSE)	RU	72.6
49	42	The University of Warwick	UK	72.3
50	46=	Waseda University	JP	72.1

ALTAI STATE UNIVERSITY

Uniting cultures and ideas on the green land of Altai in the heart of Eurasia

Traditions and innovations | Cultural heritage and research frontiers | Facing global challenges and meeting local needs

www.asu.ru



Psychology

2020 Rank	2019 Rank	Institution	Location	Overall
1	1	Harvard University	US	98.9
2	2	Stanford University	US	96.4
3	4	University of Cambridge	UK	95.6
4	3	University of Oxford	UK	95.3
5	6	University of California, Berkeley (UCB)	US	92.2
6	5	University of California, Los Angeles (UCLA)	US	92.0
7	10	UCL (University College London)	UK	91.9
8	7	Yale University	US	91.6
9	8	Massachusetts Institute of Technology (MIT)	US	90.0
10	9	University of Michigan-Ann Arbor	US	89.8
11	11	New York University (NYU)	US	89.4
12	13	Columbia University	US	89.3
13	16=	University of British Columbia	CA	88.6
14	14	University of Pennsylvania	US	88.4
15	16=	University of Amsterdam	NL	88.2
16	15	University of Chicago	US	87.9
17=	12	Princeton University	US	87.2
17=	18=	The University of Melbourne	AU	87.2
19	18=	University of Toronto	CA	86.8
20	22	King's College London (KCL)	UK	86.3
21	20	Northwestern University	US	86.2
22	21	The University of New South Wales (UNSW)	AU	85.7
23	23	The University of Queensland (UQ)	AU	84.6
24	28=	University of Edinburgh	UK	84.4
25	24=	Katholieke Universiteit Leuven	BE	84.2
26	33	National University of Singapore (NUS)	SG	84.1
27	26	The University of Sydney	AU	83.6
28	28=	Duke University	US	83.5
29	32	London School of Economics and Political Science (LSE)	UK	83.2
30	24=	McGill University	CA	82.7
31=	38	Australian National University (ANU)	AU	82.3
31=	27	University of Hong Kong (HKU)	HK	82.3
33	36=	University of Texas at Austin	US	82.2
34	28=	University of Illinois at Urbana-Champaign	US	82.1
35	48=	Utrecht University	NL	81.5
36	28=	University of California, San Diego (UCSD)	US	81.4
37	40=	Nanyang Technological University (NTU)	SG	81.3
38=	35	Carnegie Mellon University	US	81.2
38=	51-100	Humboldt-Universität zu Berlin	DE	81.2
40	50=	The University of Auckland	NZ	81.0
41	43	Cornell University	US	80.6
42=	46=	The University of Manchester	UK	80.4
42=	39	University of Wisconsin-Madison	US	80.4
44=	40=	Michigan State University	US	80.3
44=	51-100	Ohio State University	US	80.3
46	51-100	The Chinese University of Hong Kong (CUHK)	HK	80.2
47=	51-100	Leiden University	NL	80.1
47=	51-100	Peking University	CN	80.1
47=	36=	University of Minnesota Twin Cities	US	80.1
47=	51-100	University of Zurich	CH	80.1

Social Policy & Administration

2020 Rank	2019 Rank	Institution	Location	Overall
1	2	Harvard University	US	98.9
2	3	University of Oxford	UK	96.1
3	1	London School of Economics and Political Science (LSE)	UK	95.3
4	4	University of Cambridge	UK	93.4
5	6	Stanford University	US	92.1
6	5	University of California, Berkeley (UCB)	US	91.5
7	27	The University of Tokyo	JP	90.3
8	7	Massachusetts Institute of Technology (MIT)	US	89.2
9	12	Johns Hopkins University	US	88.3
10	9	University of York	UK	87.1
11	11	National University of Singapore (NUS)	SG	87.0
12	13	Columbia University	US	86.1
13	10	Australian National University (ANU)	AU	85.9
14	14	Seoul National University (SNU)	KR	85.6
15	16	University of California, Los Angeles (UCLA)	US	85.4
16	18=	University of Edinburgh	UK	85.2
17	17	The University of Melbourne	AU	85.0
18	8	University of Chicago	US	84.0
19	24=	University of Bristol	UK	83.3
20	15	University of Hong Kong (HKU)	HK	83.0
21	23	UCL (University College London)	UK	82.8
22	20	Syracuse University	US	82.6
23=	24=	Leiden University	NL	82.5
23=	22	Sciences Po Paris	FR	82.5
25	43	Princeton University	US	82.3
26	26	Peking University	CN	81.8
27	21	University of Michigan-Ann Arbor	US	81.6
28	37	University of Amsterdam	NL	81.5
29	28	The University of Sydney	AU	81.3
30	18=	University of Toronto	CA	81.1
31	41=	Utrecht University	NL	80.6
32	41=	Georgetown University	US	80.5
33	39	Katholieke Universiteit Leuven	BE	80.4
34	29	The Chinese University of Hong Kong (CUHK)	HK	79.9
35	35	City University of Hong Kong	HK	79.1
36=	49	Aarhus University	DK	78.9
36=	31=	Stockholm University	SE	78.9
36=	30	Tsinghua University	CN	78.9
39	34	Sungkyunkwan University	KR	78.8
40	50	King's College London (KCL)	UK	78.6
41=	31=	Freie Universität Berlin	DE	78.5
41=	51-100	The University of New South Wales (UNSW)	AU	78.5
43	51-100	Indiana University Bloomington	US	78.0
44	44=	Korea University	KR	77.9
45	31=	University of British Columbia	CA	77.6
46=	38	New York University (NYU)	US	76.9
46=	36	University of Bath	UK	76.9
48	51-100	University of Birmingham	UK	76.7
49	47=	Lund University	SE	76.6
50	51-100	Fudan University	CN	76.4

Sociology

2020 Rank	2019 Rank	Institution	Location	Overall
1	1	Harvard University	US	99.9
2	2	University of Oxford	UK	97.3
3	4	London School of Economics and Political Science (LSE)	UK	96.2
4	3	University of California, Berkeley (UCB)	US	95.7
5	5	Stanford University	US	94.8
6	6=	University of Cambridge	UK	93.1
7	6=	University of California, Los Angeles (UCLA)	US	92.0
8	8	University of Chicago	US	91.1
9	10=	Australian National University (ANU)	AU	91.0
10	12	University of Amsterdam	NL	90.9
11	13	Princeton University	US	90.8
12=	10=	Columbia University	US	90.7
12=	14	University of Wisconsin-Madison	US	90.7
12=	9	Yale University	US	90.7
15	15	National University of Singapore (NUS)	SG	89.2
16	16	University of Michigan-Ann Arbor	US	87.6
17	17	New York University (NYU)	US	87.3
18	18	University of Toronto	CA	86.2
19	19	The University of Melbourne	AU	85.7
20	23=	The University of Manchester	UK	84.6
21=	20	Freie Universität Berlin	DE	83.9
21=	26	Peking University	CN	83.9
21=	21	The University of Sydney	AU	83.9
24	29=	Duke University	US	82.9
25=	22	Cornell University	US	82.6
25=	23=	The University of Tokyo	JP	82.6
25=	32	University of British Columbia	CA	82.6
28=	23=	Humboldt-Universität zu Berlin	DE	82.4
28=	28	Sciences Po Paris	FR	82.4
28=	27	University of Hong Kong (HKU)	HK	82.4
31	33=	Seoul National University (SNU)	KR	81.6
32	40	University of North Carolina, Chapel Hill	US	81.3
33	29=	Universidad Nacional Autónoma de México (UNAM)	MX	80.7
34	47=	Utrecht University	NL	80.2
35	33=	University of Edinburgh	UK	80.1
36	29=	The University of Queensland (UQ)	AU	79.9
37	33=	Monash University	AU	79.8
38	41=	University of Copenhagen	DK	79.4
39	41=	The Chinese University of Hong Kong (CUHK)	HK	79.3
40	37	McGill University	CA	79.2
41	33=	Stockholm University	SE	78.9
42	38	Goldsmiths, University of London	UK	78.8
43	46	Leiden University	NL	78.7
44=	44	Ecole des Hautes Etudes en Sciences Sociales (EHESS)	FR	78.5
44=	47=	University of Essex	UK	78.5
46	51-100	National Taiwan University (NTU)	TW	78.4
47	51-100	University of Texas at Austin	US	78.1
48	50=	The University of Warwick	UK	78.0
49	49	Northwestern University	US	77.8
50	39	Massachusetts Institute of Technology (MIT)	US	77.1

Sports-related Subjects

2020 Rank	2019 Rank	Institution	Location	Overall
1	1	Loughborough University	UK	96.4
2	3	University of British Columbia	CA	92.0
3	2	The University of Queensland (UQ)	AU	91.9
4	4	The University of Sydney	AU	90.1
5	5	University of Toronto	CA	89.7
6	6	University of Birmingham	UK	87.6
7=	9	University of Alberta	CA	87.1
7=	18	University of Copenhagen	DK	87.1
9	15	Deakin University	AU	85.9
10	12=	University of Exeter	UK	85.2
11	10	University of Bath	UK	85.0
12	12=	University of Michigan-Ann Arbor	US	84.5
13	20	University of Otago	NZ	84.4
14	16=	Pennsylvania State University	US	84.1
15	7	University of Florida	US	84.0
16	29	Liverpool John Moores University	UK	83.6
17	8	Ohio State University	US	83.1
18	11	Katholieke Universiteit Leuven	BE	82.4
19	30=	University of Calgary	CA	82.3
20	24=	The University of Western Australia (UWA)	AU	82.2
21	16=	University of Hong Kong (HKU)	HK	82.0
22=	12=	Seoul National University (SNU)	KR	81.9
22=	24=	Vrije Universiteit Amsterdam	NL	81.9
24	23	McMaster University	CA	81.5
25	32	The University of Manchester	UK	80.9
26	21	UCL (University College London)	UK	80.8
27	22	Massachusetts Institute of Technology (MIT)	US	80.6
28	28	McGill University	CA	80.5
29=	41	The University of Auckland	NZ	80.3
29=	37=	University of Edinburgh	UK	80.3
31	34	Kyoto University	JP	80.1
32=	50	University College Dublin (UCD)	IE	79.6
32=	37=	Western University	CA	79.6
34	19	National Taiwan University (NTU)	TW	79.5
35=	30=	Auckland University of Technology	NZ	79.4
35=	47	Nanyang Technological University (NTU)	SG	79.4
37	24=	University of Technology Sydney (UTS)	AU	79.3
38=	39	La Trobe University	AU	78.9
38=	35=	University of North Carolina, Chapel Hill	US	78.9
40=	35=	University of Illinois at Urbana-Champaign	US	78.7
40=	42=	Waseda University	JP	78.7
42=	40	National University of Singapore (NUS)	SG	78.6
42=	27	Universidade de São Paulo (USP)	BR	78.6
44	51-100	Boston University	US	78.3
45	44=	The Chinese University of Hong Kong (CUHK)	HK	78.0
46=	42=	University of Ghent	BE	77.9
46=	46	University of Massachusetts, Amherst	US	77.9
48=	33	Griffith University	AU	77.6
48=	48	University of Groningen	NL	77.6
50	51-100	University of Jyväskylä	FI	77.3

ASU



جامعة العلوم التطبيقية
APPLIED SCIENCE UNIVERSITY

Accredited by the Higher Education Council

College of Arts and Science

- Bachelor in Computer Science
- Bachelor in Graphic Design
- Bachelor in Interior Design

College of Law

- Bachelor in Law
- Master in Law
- Master in Commercial Law

College of Administrative Sciences

- Bachelor in Business Administration
- Bachelor in Accounting
- Bachelor in Management Information Systems
- Bachelor in Political Science
- Master in Business Administration
- Master in Human Resource Management
- Master in Accounting and Finance



London
South Bank
University

College of Engineering

- BEng (Hons) Architectural Design Engineering
- BEng (Hons) Civil and Construction Engineering

JOINS US:



ASU_BH



ASUBAHRAIN



ASU_BH



ASU_BH

CONTACT US:



[+973] 17728777 / 16018888



66616650



WWW.ASU.EDU.BH

AdvanceHE
Accredited Center



Statistics & Operational Research

2020 Rank	2019 Rank	Institution	Location	Overall
1	1	Massachusetts Institute of Technology (MIT)	US	97.2
2=	4	ETH Zurich (Swiss Federal Institute of Technology)	CH	93.4
2=	3	Stanford University	US	93.4
4	2	Harvard University	US	93.3
5	7	University of Oxford	UK	92.0
6	5	University of Cambridge	UK	91.5
7	6	University of California, Berkeley (UCB)	US	91.3
8	12	Imperial College London	UK	89.2
9	8	Georgia Institute of Technology (Georgia Tech)	US	88.7
10	10	Carnegie Mellon University	US	87.3
11	9	National University of Singapore (NUS)	SG	87.2
12	11	Princeton University	US	86.7
13	13	Columbia University	US	86.1
14	15	University of Michigan-Ann Arbor	US	84.8
15	14	University of Toronto	CA	84.5
16=	16	The University of Warwick	UK	83.4
16=	19	Tsinghua University	CN	83.4
18	18	Cornell University	US	83.0
19	23	London School of Economics and Political Science (LSE)	UK	82.6
20	22	University of California, Los Angeles (UCLA)	US	82.4
21	28	Université PSL (Paris Sciences & Lettres)	FR	82.3
22	21	University of Pennsylvania	US	82.0
23=	27	UCL (University College London)	UK	81.8
23=	20	University of Chicago	US	81.8
23=	17	University of Washington	US	81.8
26	25	Duke University	US	81.3
27	37	University of Wisconsin-Madison	US	81.0
28	29=	The University of Tokyo	JP	80.3
29	32	Université de Montréal	CA	80.2
30	26	Katholieke Universiteit Leuven	BE	80.1
31	39=	Eindhoven University of Technology	NL	79.6
32=	46	Peking University	CN	79.5
32=	24	The University of Melbourne	AU	79.5
34	31	University of British Columbia	CA	79.2
35	29=	The Hong Kong University of Science and Technology (HKUST)	HK	79.1
36	51-100	The University of Manchester	UK	78.9
37=	39=	KTH, Royal Institute of Technology	SE	78.5
37=	48=	University of Southampton	UK	78.5
39=	51-100	Seoul National University (SNU)	KR	78.1
39=	48=	Sorbonne University	FR	78.1
41	33	Northwestern University	US	78.0
42	43=	Shanghai Jiao Tong University	CN	77.5
43	36	Nanyang Technological University (NTU)	SG	77.4
44	38	Yale University	US	77.2
45=	51-100	Purdue University	US	77.1
45=	51-100	University of Bristol	UK	77.1
45=	39=	University of North Carolina, Chapel Hill	US	77.1
48	51-100	The University of Sydney	AU	76.9
49	51-100	University of Texas at Austin	US	76.6
50=	51-100	Johns Hopkins University	US	76.5
50=	51-100	Lancaster University	UK	76.5
50=	34=	University of Hong Kong (HKU)	HK	76.5

UBT

جامعة الأعمال و التكنولوجيا
UNIVERSITY OF BUSINESS AND TECHNOLOGY



UBT
BIT, JCI, Library & University Affiliations
Since 2000

18

Undergraduate Programs

7

Postgraduate Programs

83

Vocational English courses

13

Continuing & Executive Education

200 +

Teaching Staff

5000 +

Enrolled Students

Institutionally Accredited
2017-2021



Since 2000

CE | College Of Engineering
كلية الهندسة

CBA | College Of Business Administration
كلية إدارة الأعمال

CL | College Of Law
كلية القانون

JCA | Jeddah College Of Advertising
كلية الإعلان بجدة

التعليم من أجل العمل
Education for Job Opportunities



JOIN US NOW
www.ubt.edu.sa





Consulting Services

Tailor-made solutions that provide institutions with data insight, strategic tools and the best practices necessary to become national, regional and global leaders.

Core competencies

- > Global Engagement
- > Research Performance
- > Partnerships
- > Strategic Planning
- > Rankings Performance Insight
- > Workshops
- > Focus Groups
- > Branding



Learn more at www.qs.com



The University Rating Shining a Light on Excellence



Increased
**International
Recognition**



Enhanced
**Branding
& Visibility**



**Areas of
Excellence**
highlighted

Learn more at www.qs.com



INSPIRE TALENTS

We welcome apples of all kinds
from every corner.



LEADERSHIP

KMU, the maker of
Guidance for hepatitis
C treatment.



HUMANISM

KMU, the value
guardian of medical
humanities.




MULTITALENT

KMU, the best interdisciplinary
medical academy in the
Asia Pacific.



To love, to care,
and to be kind to one another.

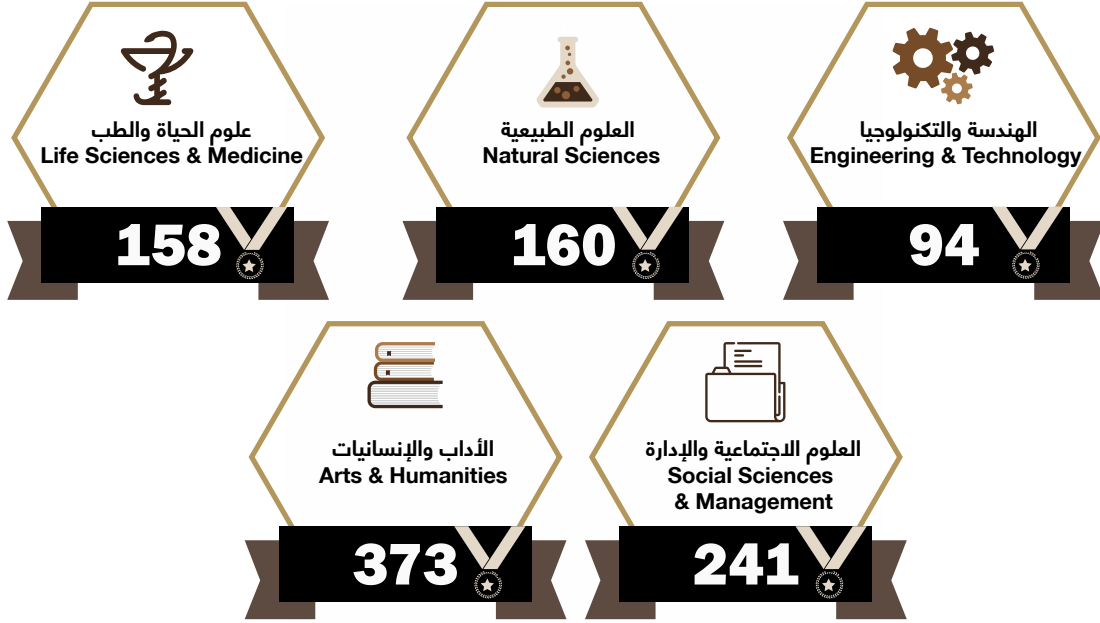


College of Nursing


















School of Nursing

Master Program of Long-Term Care in Aging

2020 QS WORLD UNIVERSITY RANKINGS BY SUBJECT



2020 QS WORLD UNIVERSITY RANKINGS BY SUBJECT

 الهندسة الميكانيكية Engineering - Mechanical	200-151	 الرياضيات Mathematics	100-51
 الطب Medicine	200-151	 الصيدلة Pharmacy	100-51
 علوم الأحياء Biological	200-151	 علوم الحاسب Computer Science	100-51
 المحاسبة Accounting	205-201	 الإحصاء Statistics	150-101
 علوم البيئة Environmental Sciences	200-151	 الهندسة الكيميائية Engineering - Chemical	150-101
 الهندسة الكهربائية Engineering - Electrical	200-151	 الزراعة Agriculture	150-101
 الفيزياء Physics	300-251	 علوم المواد Material Sciences	150-101
 إدارة الأعمال Business	300-251	 الكيمياء Chemistry	150-101
 الاقتصاد Economics	400-351		