



# World University Rankings® Latin America 2020

The top 200 universities in Latin America 2020



جامعة الملك عبدالعزيز  
King Abdulaziz university





**116**  
International  
Accredited  
Programs

More than  
**150,000**  
Regular and Online Learning Students


  
**28**  
Science  
Faculties

**28**  
Research  
Centers

  
**165**  
Specialized  
Educational  
Programs

**VISION**  
World Class  
University with  
sustainability and  
community  
engagement

**Mission**  
Community  
Responsibility :  
Knowledge Development,  
Research, Innovation and  
Entrepreneurship



**جامعة الملك عبدالعزيز**  
**King Abdulaziz university**  
Jeddah, Saudi Arabia  
[www.kau.edu.sa](http://www.kau.edu.sa)



# Welcome: QS World University Rankings® Latin America Region 2020



**Martin Juno**  
Product Development Manager  
*QS Quacquarelli Symonds*

The following pages reveal the results of the 2020 edition of the QS World University Rankings® Latin America. This is arguably the most comprehensive comparative study of Latin American universities in existence, and has offered unique insights since 2011. Over the years, the regional exercise has become an invaluable means of understanding the state of higher education in the region. As usual, the new table indicates that excellence is distributed across the continent, with the Top 10 including institutions from five different countries.

In the last few decades, Latin American higher education systems evolved whilst trying to navigate two countervailing challenges: one, improve opportunities for access; and, two, improve academic quality. For a long time, achieving wider access has been the priority in most countries, and this strategy has borne results: according to data by the UNESCO's Institute for Statistics, the Gross Enrolment Ratio has almost quadrupled since 1980, reaching 52% in 2018. This is a

growth rate that clearly exceeded the global average ratio, which stood at 38% in the same year. On the other hand, regional completion rates are still lagging compared to the global standard, indicating that the high inclusion levels are not yet being matched by equally encouraging attainment rates.





# Stemming the floods

Damaging floods will become more frequent due to climate change, but a team of Deakin researchers is showing planners how nature herself can help reduce flood impact and improve water management.

Australia and South America may seem worlds apart, but the two regions share major climate change challenges. Both already experience higher temperatures and drier periods followed by heavy, flooding deluges.

Researchers at Deakin's University's Centre for Regional and Rural Futures are experts in the concept of "blue green infrastructure." This involves developing a network of landscape components, including water bodies and open spaces with multiple functions, such as water storage for irrigation and industry, stormwater control, purification, and wetlands for wildlife.

In one South American project, Associate Professor in Climate Change Adaptation Robert Faggian and his team are working with the Pontifical Catholic University in Curitiba, Parana.

"Curitiba is a world-renowned exemplar of urban planning," said Prof Faggian. "However, flooding and water pollution is a growing problem.

"Blue green infrastructure is all about 'giving water room' through natural initiatives such as widening river banks or creating and rehabilitating wetlands. Curitiba is well on its way to transforming its water management. No one wants climate change, but this concept offers us all a way to adapt to a different future."


Connect with Deakin  
[deakin.edu.au/research](http://deakin.edu.au/research)

Furthermore, there is evidence that regional academic quality has strengthened. According to the latest edition of the QS World University Rankings®, there are 21 Latin American universities in the global Top 500, a number that reaches 36 when universities are ranked based on their rank for our Academic Reputation indicator. By contrast, only 15 institutions of the region were included among the top 500 a decade ago.

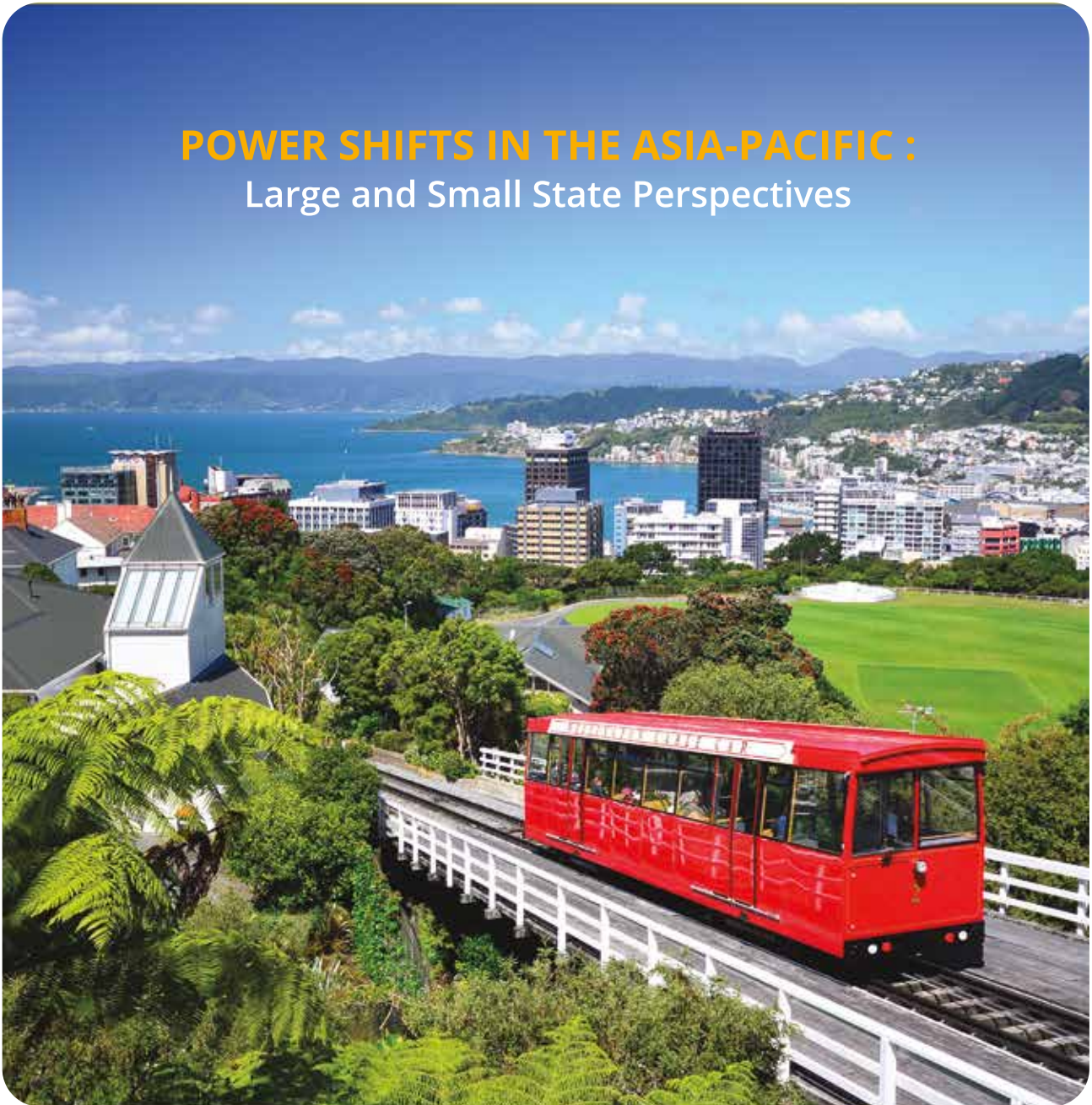
This positive story, combining clear steps forward towards an increasingly accessible system with improved global academic recognition, is heartening, but the region's higher education stakeholders must now seek to continue reducing the quality gulf between its universities and those in those nations traditionally regarded as higher education leaders. While doing so, it is imperative that they seek to sustain the high levels of

dynamism present at institutions in some emerging countries, primarily those in Asia and, and to some extent, Eastern Europe and the Middle East.

Enhanced research impact and productivity, combined with higher levels of internationalization, are the primary goals for ambitious Latin American institutions. We hope that our regional rankings fulfil their goal of providing serviceable independent insight about the performance of Latin America's universities – whether you are a student seeking to choose between numerous potential study destinations, an institutional leader seeking to identify potential research partner, or an employer trying to establish which institutions have garnered a reputation for providing highly employable graduates.



## POWER SHIFTS IN THE ASIA-PACIFIC : Large and Small State Perspectives



19 - 21  
February  
2020



Victoria University  
of Wellington  
**NEW ZEALAND**



REGISTER NOW  
at  
[www.qssubjectfocus.com](http://www.qssubjectfocus.com)



*Making the ordinary, extraordinary!  
Touch the stars.  
The inspiration is within you.*

**UPAEP** has established itself as a **Transformative University** by pursuing highly technical projects such as the development of a cubesat *AztechSat-1*, the first Mexican nanosatellite, managed, designed and assembled by researchers, professors and students from the Institution. In December it will be launched to and stored on the International Space Station until it is released into lower earth orbit in collaboration with AEM and NASA.



**UPAEP** The Transformative University



/upaep



/upaepoficial



/school/upaepoficial

**upaep.mx**



PRINCE MOHAMMAD BIN FAHD UNIVERSITY  
Al-khobar Eastern Province Saudi Arabia

PMU



Creative Minds ..  
Transform the World

[pmu.edu.sa](http://pmu.edu.sa)

 PMU\_KSA



# QS World University Rankings®

## Latin America 2020: Bienvenido



**Martin Juno**  
Product Development Manager  
*QS Quacquarelli Symonds*

Las páginas siguientes revelan los resultados de la edición 2020 del QS World University Rankings® Latin America. Se trata del estudio comparativo de universidades de América Latina más extenso, que desde su lanzamiento en 2011 brinda información previamente inexistente. A lo largo de estos años, el ranking regional se ha convertido en una referencia ineludible para analizar la situación competitiva de las instituciones de una región altamente dinámica en el área de la educación superior. Los resultados de su 9a edición continúan ofreciendo una diversidad que raramente se ve en otras regiones, incluyendo un top 10 que abarca universidades de cinco países diferentes.

Durante las últimas décadas la educación superior en América Latina ha avanzado buscando un balance adecuado entre las oportunidades de acceso a la educación universitaria y la elevación de los niveles de calidad académica. Por un largo tiempo, la

prioridad ha sido la ampliación del acceso y esta estrategia ha brindado frutos: la tasa bruta promedio de matrícula se ha casi cuadruplicado desde 1980, ubicándose en casi 52% en 2018 de acuerdo con datos provistos por el Instituto de Estadísticas de la UNESCO. Esto implica un crecimiento superior a la tasa promedio mundial, que en 2018





YONSEI UNIVERSITY

Seoul, Korea

# YONSEI UNIVERSITY ADVANCES AS BIOCLUSTER HUB

Yonsei University continues to pursue innovation through cutting-edge research in biotechnology and information technology at the Yonsei International Campus in Songdo, Incheon.

[www.yonsei.ac.kr](http://www.yonsei.ac.kr)



@yonsei.eng



Yonsei University




se ubicó en 38%. Por otra parte, y aunque en este caso los datos disponibles resultan insuficientes para derivar conclusiones definitivas, las tasas de graduación parecen ser limitadas en comparación a los estándares mundiales, indicando que la inclusión no se sostiene necesariamente a lo largo de toda la travesía académica.

Además, existen indicios de que la calidad de la educación superior de la región ha progresado. De acuerdo a la última edición del QS World University Rankings®, América Latina cuenta hoy con 21 universidades entre las mejores 500 del mundo, un número que se expande a 36 si se considera solamente en indicador de reputación académica global. Esto contrasta con la situación de hace una década, cuando solo 15 instituciones latinoamericanas se incluían en este grupo de excelencia.

Esta historia positiva, que combina avances efectivos hacia la universalización de la educación universitaria con un mayor reconocimiento académico a nivel mundial, tiene ahora el desafío de lograr el verdadero salto de calidad que le permita a la región acortar la brecha con los líderes tradicionales. Al mismo tiempo debe sostener el ritmo de crecimiento vertiginoso que imponen un grupo de países emergentes, especialmente en Asia y, en menor medida, Europa del Este y Medio Oriente.

En este sentido, potenciar el impacto de la investigación científica e incrementar los niveles de internacionalización se erigen como los faros que guían el camino. Esperamos que el ranking regional y la información que presentamos a continuación, junto a otros estudios y servicios que brindamos, contribuyan al logro de estos objetivos.






جامعة عجمان  
AJMAN UNIVERSITY

Delivering a  
world-class education  
in a global environment.



**MAKE IT  
HAPPEN**

Ajman-U.A.E.  
ajman.ac.ae



# Overview: QS World University Rankings® LATAM Region 2020



**Fernando Coco Martin**  
Product Manager  
*QS Quacquarelli Symonds*

The latest edition of the QS World University Rankings: Latin America includes a record 400 universities, with 20 countries represented. The top 150 universities receive individual rank positions; those ranked below 150th are categorized in bands of 50. This practice acknowledges the decreasing performance gaps between universities ranked below 150th.

The Latin American classification adopts a unique methodology, which has been designed to measure regional university performance according to those indicators of most importance to them. It comprises eight indicators that measure an institution's standing among the world's academics and employers, research performance, teaching capacity, and international collaboration. The leading position in six of the eight indicators is occupied by three different universities: two from Mexico and one from Brazil.

Mexico's UNAM is the regional leader for Academic Reputation and Web Impact, while

the College of Mexico is the continental leader for Faculty-Student Ratio and Proportion of Staff with PhD. Brazil's Universidade de São Paulo retains its status as one of the region's research leaders, achieving the continent's leading score for Papers per Faculty and International Research Network. Employers rate the graduates of Pontifical Catholic University of Chile most highly – it achieves the leading score for Employer Reputation – while Colombia's University of Santander leads the Citations per Paper indicator, which is used to measure research productivity.

The number of institutions included in the published iteration of the ranking has increased by 5% year-on-year. Out of the 20 countries represented, Brazil continues to contribute with the largest number of institutions. It is the home of 94 entrants - four more than the last edition. Mexico and Colombia contribute a total of 61 and 57 institutions respectively. Argentina's higher education system has increased its presence

# THIS TIME, IT'S AN ACT OF HUMANS



Insurance companies use the term 'Act of God' for events that are beyond human control and cannot be predicted, anticipated, or prevented. Earthquakes, severe weather, and floods are all traditionally thought of as Acts of God—but should the reality of climate change modify what we think about this? As scientific evidence shows, the extreme weather we're experiencing is occurring more often, or more intensely, because of the way we live. Does that mean these events are actually 'within our control'? This raises significant questions for each of us, for the companies we buy goods from, for our governments and, obviously, for insurance companies.

Professor Ilan Noy from Victoria University of Wellington's School of Economics and Finance is Chair in the Economics of Disasters. Professor Noy and his colleagues focus on the research and application of economic insights to the management of disasters and climate change. Their research could not be more timely. We all need to understand the financial implications of climate change—because when we humans are responsible for causing it, we are also responsible for fixing it.

**#1** IN NEW ZEALAND FOR  
RESEARCH INTENSITY\*

\* 2018 PBRF



TO FIND OUT MORE ABOUT WORLD-LEADING THINKING AND RESEARCH, GO TO [VICTORIA.AC.NZ/CLIMATE-CHANGE](https://victoria.ac.nz/climate-change)

**CAPITAL THINKING.  
GLOBALLY MINDED.**  
MAI I TE IHO KI TE PAE



VICTORIA UNIVERSITY OF  
**WELLINGTON**  
TE HERENGA WAKA  
NEW ZEALAND

(43, a year-on-year increase of 4), followed by Chile with 40. There are also 13 countries with fewer than 10 institutions each.

Four countries are represented in the top four, while five are represented in the top 10. Brazil retains its regional dominance in the uppermost echelon of the ranking, with three top-ten universities. It is followed by Chile, Colombia and Mexico with two, and ultimately Argentina with one. Brazil's higher education system is also dominant within the top 50: it is home to 26% of the region's fifty best universities. It is followed by Chile, Mexico and Argentina with 18%, 16% and 14% respectively. However, the top 50 also contains a lot of regional diversity: five countries can boast at least one university in this stratum of the ranking. They are Costa Rica, Cuba, Peru, Puerto Rico, and Uruguay.

In this new edition, Pontificia Universidad Católica de Chile (PUC - Chile) leads the table once again, with the ranking illuminating its reputational and research strengths. It is the third consecutive year that it has attained continental supremacy, having usurped the University of São Paulo (USP) in the 2018 edition of the tables. Brazil's flagship university remains in second position reiterates its strengths in Academic Reputation and in QS's research indicators. However, our dataset also indicates that



USP has seen its standing among employers dwindle this year, having lost four ranks for the Employer Reputation metric. The drop in the performance in this indicator is not confined to USP. Of all Brazilian institutions featuring in the published table, 84% fail to improve their Employer Reputation scores year-on-year. This trend was also visible to the critical observer in last year's edition of the tables.

Mexico's top-ranked university, ITESM, has risen three places, and now ranks third. In doing so, it displaces Universidade Estadual de Campinas (Unicamp) from the top three, which, in turn, drops to 5th. The Mexican institution's rise has been driven by an improvement in its scores for International Research Network and Webometrics which, in addition to perpetuating its strong performance in our reputation indicators, enable it to reach new highs.



The National Autonomous University of Mexico (UNAM) has experienced a less progressive year. In dropping two places, it exits the top five, and now ranks 6th in the continent. This is the second consecutive edition in which UNAM is not named Mexico's best university. The top five is completed by Colombia's Universidad de Los Andes Colombia, which continues its upward trajectory by rising to 4th. The relative volatility of this top 5 continues to underline the dynamism of the region's universities.

Mexican excellence is also visible in individual indicators. Colegio de México retains the regional top score for Faculty/Student Ratio, and this consistency is the foundation upon which its rise of four places in the overall table is based. It can also boast the region's second-highest score for Staff with PhD, though here it loses the region's

uppermost spot to Argentina's Universidad Católica de Córdoba.

Brazil has long possessed a higher proportion of faculty with PhDs, and this leadership has underlined its perennial domination in our research indicators. However, this trend may be reversing. Though 44 of the top 50 Staff with PhD scores are achieved by Brazilian universities, 70% of these institutions have seen their year-on-year scores for this metric worsen. This is indicative of concerted efforts from universities across the continent to hire highly-qualified academics.

Despite this deterioration, Brazilian academics are ensuring that their nation continues to possess the region's most productive research universities: of the top 20 universities for our Papers per Faculty indicator, 15 are Brazilian. The other





five are Chilean, highlighting the highly uneven distribution of regional research productivity in Latin America.

Another research indicator we use is International Research Network, which measures how successfully universities in the region are forging global research partnerships: this, we believe, is a common characteristic of the world's leading research universities, and thus serves as a key performance metric for any university seeking to disrupt international research hierarchies. Here, Brazil's USP also leads, with Mexico's UNAM in second.

Emphasizing the close relationship between performance and reputation, UNAM also retains first position in our Academic Reputation indicator. Unlike in some of the aforementioned research indicators, excellence here is distributed

across the region, however. As with the overall top 10, the top ten scores for the Academic Indicator are distributed across universities in five nations.

Within nations, however, performance can remain static. The University of Buenos Aires (UBA) is, yet again, Argentina's leading university. Despite its overall performance remaining stable, it suffers falls in the three indicators related to research. This malaise is also affecting other Argentinian institutions: of the 12 Argentinian top-100 institutions, only three have improved their results. A similar regressive trend is observable for Argentinian universities throughout the table, implying that challenges to UBA's national supremacy are unlikely to be forthcoming for some time.

If UBA remains unchallenged as regional leader, Argentina's higher education sector



will continue to underperform relative to those of Colombia and Mexico, which, relative to the number of institutions ranked from each nation, are better than those of Argentina: both Colombia and Mexico are home to more of the region's top ten universities than Argentina. From Colombia, Universidad de los Andes ranks fourth for the first time, while the National University of Colombia (UNAL) remains 10th.

Chile is perhaps the major Latin American nation with most to celebrate. Not only does it boast the continental leader, it also possesses 15 institutions located in the top 100, of which all but one has either maintained or improved its rank. This broadly progressive performance can be attributed to, in part, its increasing research productivity, relative to its regional peers: 11 of its 15 top-100 universities have improved their Papers per Faculty score year-on-year.

These key findings illustrate that, while Brazil is still the region's higher education hegemon, there are reasonable justifications for believing that this status may be under increasing threat. Declines in Brazilian performance for both Employer Reputation and Staff with PhD indicate that such a threat may be double-pronged, with increasing research competitiveness from universities across the continent being compounded by employers also increasingly turning to graduates in other nations. PUC Chile has reasserted its status as Latin America's best university – according to our indicators and weighting thereof – and its compatriots are catching up apace. We advise all those interested in the future of higher education in Latin America to watch this space.

THE POWER OF A PIONEERING SPIRIT,  
KEEPING PACE WITH THE WORLD!  
PIONEERS WHO WILL LEAD THE FUTURE!

# GYEONGSANG NATIONAL UNIVERSITY



---

## Contact

501, JINJU-DAERO, JINJU-SI, GYEONGSANGNAM-DO,  
REPUBLIC OF KOREA



GYEONGSANG  
NATIONAL  
UNIVERSITY

Chonbuk National Univ changes its name to Jeonbuk National Univ (JBNU)  
for a best glocal univ from 2019

Central Plaza of JBNU

JBNU is located in the heart of Jeonju, a top 3  
tourist city in Asia introduced by CNN 'the City'.

The Platform for Empathy and Innovation

# JEONBUK NATIONAL UNIVERSITY



#2 among the 9 KNUs  
all through 2014-2019

Contact [www.jbnu.ac.kr/eng](http://www.jbnu.ac.kr/eng)



JEONBUK  
NATIONAL UNIVERSITY

# QS World University Rankings Latin America 2020: Overview



Fernando Coco Martin  
Product Manager  
QS Quacquarelli Symonds

La reciente edición del QS World University Rankings para América Latina incluye por primera vez un total de 400 universidades, con un total de 20 países representados. Solo los 150 primeros reciben una posición precisa, donde a partir del cual se incluyen bandas de 50 en 50.

La clasificación latinoamericana utiliza una metodología única, diseñada para reflejar las fortalezas de la región. Está compuesta por ocho indicadores con los que se mide la reputación entre académicos y empleadores, facetas de investigación además de calidad de enseñanza. Respecto a la distribución de universidades líderes en cada uno de los indicadores, tres universidades, dos de México y una de Brasil, ocupan la primera posición en seis de ellos. Estas son: UNAM en Reputación Académica y Webometrics; Colegio de México en Ratio Académicos-Alumnos y Proporción de Académicos con Doctorado o PhD; y Universidade de Sao Paulo en Publicaciones Científicas por Académico y Red Internacional de Investigación: En

el resto Pontificia Universidad Católica de Chile es la universidad líder en Reputación entre Empleadores mientras que la institución Colombiana Universidad de Santander lidera el indicador de Citas Científicas por Publicación.

En esta nueva edición se ha aumentado el número de instituciones un 5% más que en la edición del 2018. Del total de países representados, Brasil sigue aportando el mayor número de instituciones 94 - cuatro más que la pasada edición. México y Colombia, aportan un total 61 y 57 instituciones respectivamente. Mientras que Argentina ha incrementado su presencia con cuatro instituciones más pasando a tener 43 en total, seguida por Chile con 40. Resaltar el número de instituciones de Perú, un total de 20, seguido por Ecuador con un total de 15. Hay un total de 13 países con menos de 10 instituciones cada uno.

Cuatro países se ven representados en el top 4. Y si abrimos el abanico al top 10, cinco son los representados. Brasil es la institución dominante con cuatro seguida por Chile,



# EduData summit

 June 10th - 11th, 2020

 Delegates Dining Room at **The United Nations**, New York, United States

## Data & analytics in higher education

Learn the best tools and practices to manage your data towards increasing efficiencies and improving processes within your university and business schools.

**Early-bird tickets available now**

**Secure your place at**  
[www.edudatasummit.com](http://www.edudatasummit.com)

## QS Rankings Summit

Taking place on June 12th, this is a unique one-day seminar in which industry experts will provide insights on how to maximize your institution's potential, measured by the QS methodologies used to create the QS World University Rankings.

**More information**  
[www.edudatasummit.com](http://www.edudatasummit.com)

Powered by:



Colombia y México con dos, y en último lugar Argentina con una. Si extrapolamos al número de instituciones representadas en el top 50, Brasil sigue siendo el país con mayor número de instituciones con una razón del casi 27% de instituciones, seguido de Chile, México y Argentina con el 18%, 16% y 14% de universidades respectivamente. Por otro lado, los cinco países con menor representación en el top 50 son Costa Rica, Cuba, Perú y Puerto Rico con una institución cada uno.

En esta nueva edición, Pontificia Universidad Católica de Chile vuelve a liderar la tabla un año más mostrando un fuerte performance tanto en los indicadores de reputación como de investigación. Es por tercer año consecutivo que la universidad consigue la primera posición tras arrebatársela a Universidade de Sao Paulo (USP) allá en 2018. La universidad brasileña que sigue en segunda posición se mantiene fuerte en reputación Académica y los indicadores que evalúan la investigación; sin embargo, pierde algo de terreno en reputación entre empleadores con una pérdida de cuatro posiciones.

Esta caída en este indicador no es un caso aislado para USP. Del total de instituciones brasileñas, un 84% no consiguen mejorar su posición respecto al año pasado, una tendencia iniciada en 2019 no ha podido ser revertida en la presente edición.



Instituto Tecnológico de Monterrey (ITESM) que, tras escalar tres posiciones, se coloca en la tercera posición y consigue desbancar al habitual Universidade Estadual de Campinas (UNICAMP) del top 3, mandándole a la quinta posición. La institución mexicana impulsada por la mejora en los indicadores de Red de Colaboración Internacional y Webometrics, acompañado de un fuerte performance en los indicadores de reputación le hacen posicionarse entre las tres mejores universidades en el ranking latinoamericano.

En detrimento de ITESM, la Universidad Nacional Autónoma de México (UNAM) pierde dos posiciones saliendo del top 5 para aterrizar en la sexta posición. Cabe destacar la inclusión en el top 5 de la institución colombiana Universidad de Los Andes Colombia, que tras dos años mostrando resultados positivos consigue colocarse en la cuarta plaza.



Si repasamos el desempeño por indicador, Colegio de México sigue en la primera posición en Ratio Académicos-Alumnos; la institución mexicana muestra además una constante mejora, escalando en la tabla general un total de cuatro posiciones. Sin embargo, la primera plaza que ostentaba en el indicador de ratio de académicos con doctorado o PhD en la pasada edición, conseguido por primera vez, ha sido arrebatada por la Universidad Católica de Córdoba, que tras un ascenso meteórico de 82 plazas, consigue la primera posición en este indicador. Consecuentemente la institución argentina ve como su resultado final en la tabla muestra una considerable mejora recuperando los 11 puestos perdidos en 2019 y posicionándose nuevamente en el 133.

Un dato significativo en este último indicador, son los datos arrojados por las instituciones brasileñas. Pese a los resultados negativos obtenidos, un 70% de las universidades ven empeorar sus resultados si los comparamos

con 2019, un total de 44 instituciones están representadas en el top 50, datos similares a la pasada edición.

En referente a los indicadores diseñados a medir la investigación; cuatro de las universidades que conforman el top 5 en Ratio de Citas Científicas por Publicación, son nuevas en este indicador. Esto se debe al requisito mínimo de publicaciones (150 publicaciones indexadas por Scopus en los últimos cinco años). La universidad colombiana, Universidad de Santander, consigue la primera posición relevando a la segunda plaza a la Universidad de Puerto Rico, que pierde el primer puesto que alcanzó en 2019. Por otro lado, en el indicador de Citas Científicas por Académico, el top 5 no sufre movimientos manteniendo a las mismas universidades que en la pasada edición liderados por la USP.

Por último, haciendo referencia a los indicadores de investigación, la Red de Colaboraciones Internacional muestra unos resultados relativamente estables





con la pasada edición pese al cambio de metodología efectuado la presente. Pese a que seguimos usando el índice de Margalef, los umbrales por áreas facultativas han sido ajustados de manera que se dé un trato justo a todas las universidades de la región. USP es seguida por UNAM, ocupando primera y segunda plaza respectivamente.

Es interesante ver que en el indicador de reputación entre académicos muestra las dos mismas instituciones líderes, pero con orden cambiado. UNAM se consagra nuevamente como universidad líder, repitiendo un año más la primera plaza. Mientras que en reputación entre empleadores PUC mantiene la primera posición, seguida por Universidad de Buenos Aires (UBA) y UNAM. Una de las instituciones más perjudicadas en este indicador es la USP que pierde ocho plazas pasando siendo relevada a la octava posición.

La Universidad de Buenos Aires es un año más la institución con mejor resultado entre las instituciones argentinas. La institución pese a mantener la octava posición sufre

caídas en los tres indicadores relativos a investigación. Echando una mirada al resto de instituciones argentinas, de las 11 colocadas en el top 50, sólo un 18% consiguen mejorar sus resultados. Datos muy similares se encuentran en el total de instituciones a lo largo de toda la table, si examinamos los resultados un 20% consiguen progresar en el ranking. A destacar, por primera vez una institución argentina lidera uno de los ocho indicadores.

Por encima de Argentina, en lo referente al número de instituciones presentes, se encuentran Colombia y México – ambas aportan el 29% de universidades en la edición del 2020, con una razón similar en el número de universidades en el top 100 (27%). Por parte de Colombia habría que destacar el resultado alcanzado por Universidad de los Andes, colocándose por primera vez en la cuarta plaza, justo por detrás de la mexicana ITESM. Universidad Nacional de Colombia (UNAL) mantiene la décima plaza alcanzada en 2019.

La vecina Chile, como resultado general, ofrece resultados positivos. Todas sus instituciones situadas en el top 100, excepto una, consiguen escalar posiciones o al menos igualar el ranking alcanzado en la pasada edición. A destacar, la Universidad de Chile que mantiene la séptima posición en el ranking general, con unos resultados consistentes mostrados en los últimos años.

Perú con 20 instituciones en el listado, sitúa a Pontificia Universidad Católica del Perú entre las 20 mejores tras ascender tres posiciones. Sólo tres universidades peruanas se localizan en el top 100, mientras que Ecuador, con dos universidades más que el año pasado, 15 en total, sitúa a cuatro tras el ascenso meteórico de Escuela Politécnica Nacional, actualmente en la posición 98 del ranking, pero todavía en la sombra de Universidad de San Francisco de Quito posicionada en el 55.

Uruguay, con sólo la mitad de sus universidades en el top 100, presenta resultados mixtos. Solo la Universidad de la República mejora su puesto respecto a 2019. Puerto Rico, igualmente con cuatro universidades, presenta resultados similares que Uruguay, donde sólo la Universidad de Puerto Rico escala posiciones en el ranking general, alcanzando su mejor posición en el ranking impulsado por la mejora en ambos indicadores de reputación y manteniéndose

como una de las principales instituciones en el indicador de citas científicas.

Con una trayectoria opuesta, seis de las siete universidades de Cuba exhiben mejores resultados que en la edición del 2019; Universidad de la Habana, pese a ser la universidad con mejor performance, es la única institución cubana que pierde terreno en los rankings, saliendo del top 20. A destacar la Universidad de las Ciencias de Información que aparece en el ranking latinoamericano por primera vez con resultados interesantes en los indicadores de empleabilidad y ratio académicos/alumnos.

Venezuela aporta nueve universidades a la edición del 2020, cinco de las cuales se localizan en el top 100 y donde sólo un 33% del total consiguen mejorar su posición respecto al año anterior. La tendencia negativa se sigue manteniendo, aunque la universidad con mejor ranking, Universidad Simón Bolívar, alcanza el top 40, habiendo escalado 6 plazas y mejorando su ranking alcanzado en 2018. Otro país con nueve universidades en el ranking es República Dominicana, donde Universidad Iberoamericana pierde 14 posiciones. Un dato interesante es el buen hacer de las universidades venezolanas en el indicador de reputación entre empleadores, donde al menos tres de ellas consiguen meterse en el top 100.

# Employability Matters

UCSI runs what is virtually Malaysia's largest university-industry network through its Co-Operative Placement (Co-Op) programme. At present, the Malaysia's best private university works with over **4,200 global companies** to provide each student with at least two months of internships each year. Your time here will give the best of both worlds – the knowledge and the skills required to make the cut.

## WHAT OUR CO-OP PARTNERS SAY

**99.3%**  
are satisfied with  
performance of UCSI  
interns

**98.8%**  
of interns were  
prepared for work

**97.8%**  
would like to rehire  
UCSI interns

Source: Co-Operative Education Report (Edition 13 / 2016-2017)

[ucsiuniversity.edu.my](http://ucsiuniversity.edu.my)





**RUDN**  
university

**UNITING PEOPLE OF DIFFERENT  
CULTURES BY KNOWLEDGE RUDN  
UNIVERSITY CREATES LEADERS TO  
MAKE THE WORLD BETTER**

*FOUNDED IN 1960*

- Engineering Technologies
- Medicine
- Agrarian Technologies
- Space Technologies
- Law
- Hospitality Business and Tourism
- Linguistics
- Modern Languages
- Physics
- Mathematics
- Chemistry
- Sciences
- Humanities
- Economics
- Ecology

**32,000**  
students

**157**  
countries

**472** Higher Education programs

Campus: **14** hostels for over

**10,000** students

**Over 150,000 graduates**



**QS** WORLD  
UNIVERSITY  
RANKINGS

**TOP 400**

**2020**

[eng.rudn.ru](http://eng.rudn.ru)

[#rudn\\_university](https://www.instagram.com/rudn_university)

[@RUDNUniverse](https://www.facebook.com/RUDNUniverse)

# Methodology: QS World University Rankings® Latin America Region 2020

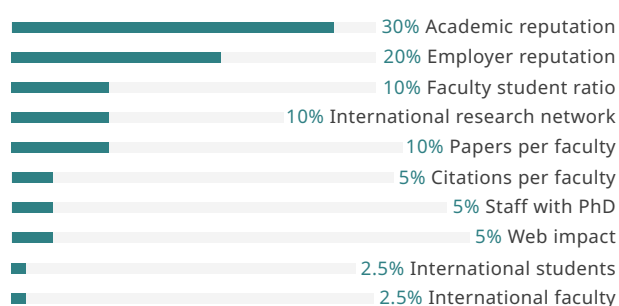
The QS World University Rankings: Latin America have been published since 2011. The method retains key indicators also used to compile the global ranking, such as Academic Reputation, Employer Reputation, and Faculty to Student Ratio, but also considers a set of performance metrics that have been carefully tailored for the region.

The 8 indicators that we are currently using to measure the performance of Latin America's universities are:

## Academic Reputation – 30%

The data used to compile this indicator is derived from the annual survey conducted by QS designed to evaluate the perceptions of academics from around the world regarding the best research institutions around. This year, over 94,000 responses were recorded globally, corresponding to over 1.4 million academic nominations, representing 19% year-on-year growth.

## Indicators



## Employer Reputation – 20%

The data used to compile this indicator is derived from the annual QS survey aimed at gathering the views of employers around the world regarding which institutions produce the most hireable graduates. This year, over 44,000 responses were analysed, offering more than 200,000 employer nominations, comprising a 20% increase on the 2019 rankings.



**QUEEN'S  
UNIVERSITY  
BELFAST**

**MAKING A  
DIFFERENCE  
THROUGH OUR  
IMPACT IN THE  
WORLD**

[qub.ac.uk](http://qub.ac.uk)



**RUSSELL  
GROUP**



## Faculty Student – 10%

This is the ratio between the number of academic staff and number of students. A higher number of teachers per student is regarded as an indicator of an institution's commitment to high-quality teaching.

## Staff with PhD – 10%

This indicator attempts to assess the quality of training of the academic staff, measuring the proportion of them that have attained the highest-possible educational qualification in their area of expertise. This is an indirect measure of an institution's commitment to high-quality teaching and research.

## Citations per Paper – 10%

This ratio measures the average number of citations obtained per publication produced by each individual institution, and captures the impact and quality of the research work done by universities. Data indexed by Elsevier's Scopus database is used. To avoid anomalous or distortive

results, only institutions producing more than 150 papers over the last five years are evaluated. The paper and citation counts are normalized, ensuring that citations achieved in each of the five broad faculty areas are weighted equally.

## Papers per Faculty – 5%

This indicator seeks to determine the average number of academic publications (papers) produced per faculty, thus evaluating institutional research productivity. Data is extracted from Scopus ([www.scopus.com](http://www.scopus.com)). Papers indexed in the last five full years are used (from 2013 to 2017 for the 2020 edition). The paper count is normalized, ensuring that papers produced in each of the five broad faculty areas are weighted equally, and that institutions whose primary focuses are on academic disciplines with a more prolific publication culture do not receive undue advantage.



## International Research Network – 10%

Using data provided by Scopus, this indicator assesses the degree of international openness in terms of research collaboration for each evaluated institution. The Margalef Index, widely used in the environmental sciences, has been adapted to estimate the richness of the selected international research partners for a given institution. The purpose behind the indicator is to measure the diversity of international research partnerships.

## Web Impact – 5%

This indicator seeks to assess the effectiveness with which institutions are making use of new technologies. Baseline information is provided by the Ranking Web of Universities ([www.webometrics.info](http://www.webometrics.info)), although the results are refactored to exclude the Excellence indicator, which is already considered in the metrics relating to scientific research.



**Pride & Hope**

Cherish the Truth, Enlighten the World

# CHONNAM NATIONAL UNIVERSITY

**Democracy, Human rights  
Justice, Freedom & Peace**

Gwangju, Korea,  
The May 18 Democratic Uprising

**17**  
colleges

**11**  
graduate schools

**96**  
departments

**1,260**  
faculty members

**32,309**  
students

**120.1** million USD  
total research funds

**2,636**  
research projects

**499** institutions in **62** countries  
international partnership

**2,185**  
international students

## Contact

77, Yongbong-ro, Buk-gu, Gwangju, 61186, Korea  
<http://global.jnu.ac.kr>

 **CHONNAM  
NATIONAL UNIVERSITY**

We are looking for Dark Matter and  
seeking answers to the 100 most  
important questions in modern science

[www.nsu.ru](http://www.nsu.ru)

**N\*** Novosibirsk  
State  
University  
**\* THE REAL SCIENCE**

# QS World University Rankings Latin America 2020: Metodología y ponderaciones

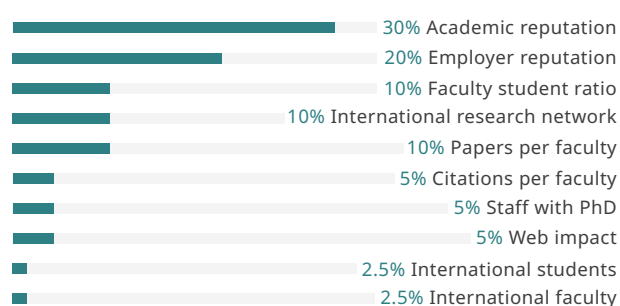
Los rankings de QS World University: América Latina se han publicado desde 2011. El método conserva los indicadores clave del ranking global, como la Reputación Académica, la Reputación del Empleador y la Proporción de Facultad a Estudiante, pero también considera un conjunto de métricas de desempeño cuidadosamente adaptadas para el región.

Esos son los 8 indicadores que hemos considerado en el análisis actual:

## Reputación académica - 30%

Tomado de la encuesta anual realizada por QS diseñada para evaluar las percepciones de académicos de todo el mundo sobre las mejores instituciones en términos de investigación. Este año, se registraron más de 94,000 respuestas a nivel mundial, correspondiente a más de 1.4 millones de citas académicas, lo que representa un crecimiento del 19% en comparación con la edición de 2019.

## Indicadores



## Reputación entre empleadores - 20%

Tomado de la encuesta anual de QS destinada a reunir las opiniones de los empleadores de todo el mundo sobre las instituciones que brindan los mejores profesionales. Este año se analizaron más de 44,000 respuestas, permitiendo un análisis de más de 200,000 nominaciones, un aumento de 20% sobre el ranking de 2019.



Enjoy the Nature,  
Find Your Future, JNU

# JEJU NATIONAL UNIVERSITY

---

## Contact

102, Jejudaehak-ro, Jeju-si, Jeju-do, Republic of Korea  
<http://www.jejunu.ac.kr>



## Ratio Académicos/Alumnos - 10%

Esta es la proporción entre el número de estudiantes académicos y el número de estudiantes. Un mayor número de docentes por alumno es un indicador indirecto del compromiso de las instituciones con la enseñanza de alta calidad.

## Proporción de Académicos con Doctorado o PhD - 10%

Este indicador intenta evaluar la calidad de la capacitación del personal académico, detectando la proporción de ellos que han alcanzado el nivel más alto de educación en su área de especialización. Esta es una medida indirecta del compromiso de las universidades con la enseñanza y la investigación de alta calidad.

## Citas Científicas por Publicación - 10%

Esta relación mide el número promedio de citas obtenidas por publicación y es una estimación del impacto y la calidad del trabajo científico realizado por las universidades. También se utilizan datos indexados por Scopus. Para evitar resultados anómalos, solo se evalúan las instituciones que producen más de 150 artículos en los últimos cinco años. Los recuentos de papel y citas se normalizan, lo que garantiza que las citas logradas en cada una de las cinco áreas generales de la facultad se ponderen por igual.



## Publicaciones Científicas por Académico - 5%

Este indicador busca determinar el número promedio de publicaciones científicas (artículos) producidas por facultad y evalúa la productividad de las instituciones de investigación. Los datos se extraen de Scopus ([www.scopus.com](http://www.scopus.com)). Se utilizan documentos indexados en los últimos cinco años completos (de 2012 a 2016 para la edición de 2019). El recuento de documentos se normaliza, asegurando que las citas logradas en cada una de las cinco áreas amplias de la facultad se ponderen por igual.

## International Research Network - 10%

Utilizando los datos proporcionados por Scopus, este indicador evalúa el grado de apertura internacional en términos de

colaboración de investigación para cada institución evaluada. El Índice Margalef, ampliamente utilizado en las ciencias ambientales, se ha adaptado para estimar la riqueza de los socios de investigación internacionales seleccionados para una institución determinada.

## Impacto online - 5%

Este indicador busca evaluar la efectividad con que las instituciones están haciendo uso de las nuevas tecnologías. La información de línea de base es proporcionada por Ranking Web of Universities ([www.webometrics.info](http://www.webometrics.info)), aunque los resultados se refactorizan para excluir el indicador de Excelencia, que ya se considera en las métricas relacionadas con la investigación científica.

1

Ranked number 1  
for 5 years in a row  
in student satisfaction

2014-2018

8<sup>th</sup>

Selected  
as a startup-leading  
hub university

Highest rating for 8 straight years

68<sup>th</sup>

Anniversary of  
CBNU's foundation

248

CBNU signed an MOU  
with about 248 universities  
around the world

1,442

The number of  
foreign students studying at  
CBNU in 2018

# A Dynamic Future

Through collaboration of the university's community

## CHUNGBUK NATIONAL UNIVERSITY



**Contact** <http://www.chungbuk.ac.kr/site/english/main.do>



**CHUNGBUK  
NATIONAL UNIVERSITY**



**UniKL**  
UNIVERSITI  
KUALA LUMPUR



**BE BOLD  
BE UNIKL**



# Where Knowledge Is Applied And Dreams Realised



Electrical Engineering, Electronics Engineering Technology, Telecommunication Technology and Medical Electronics



Mechanical Engineering, Mechatronics, Manufacturing, Applied Electronics and Automotive Technology



Design, Manufacturing and Engineering Business Management



Information Technology, Networking System, Multimedia and Animation



Medicine, Pharmacy and Health Sciences



Medical Science Technology



Aviation and Aircraft Maintenance Technology



Marine Engineering Technology



Accounting, Business Administration, Entrepreneurship, Islamic Finance, International Business, Management, Marketing and Tourism



Welding, Air Conditioning and Industrial Refrigeration, Mechanical Engineering and Industrial Maintenance Technology



Quality Engineering, Process Instrumentation, Facilities Maintenance and Industrial Logistic



Chemical Engineering and Bioengineering Technology



Railway Technology

[www.unikl.edu.my](http://www.unikl.edu.my)



Hotline: 1800 888 177



+6011 5965 6805



marketing@unikl.edu.my



Universiti Kuala Lumpur  
Officialpage



Group of  
Companies

Universiti Kuala Lumpur-00011(W)



# Consulting Services

Tailor-made solutions that provide institutions with data insight, strategic tools and the best practices necessary to become national, regional and global leaders.

## Core competencies

- > Global Engagement
- > Research Performance
- > Partnerships
- > Strategic Planning
- > Rankings Performance Insight
- > Workshops
- > Focus Groups
- > Branding



Learn more at [www.qs.com](http://www.qs.com)

| 2020 Rank | 2019 Rank | Institution   | Location | Academic reputation | Employer reputation | Faculty student | Papers per faculty | Citations per paper | Staff with PhD | International research network | Web impact | Overall |
|-----------|-----------|---|----------|---------------------|---------------------|-----------------|--------------------|---------------------|----------------|--------------------------------|------------|---------|
| 1         | 1         | PONTIFICIA UNIVERSIDAD CATÓLICA DE CHILE  | CL       | 100.0               | 100.0               | 58.8            | 99.3               | 95.8                | 95.2           | 99.6                           | 94.2       | 100.0   |
| 2         | 2         | UNIVERSIDADE DE SÃO PAULO (USP)   | BR       | 100.0               | 99.7                | 53.3            | 100.0              | 87.4                | 100.0          | 100.0                          | 100.0      | 99.4    |
| 3         | 6         | TECNOLÓGICO DE MONTERREY (ITESM)  | MX       | 93.6                | 99.9                | 99.6            | 54.5               | 95.1                | 93.5           | 98.6                           | 73.2       | 98.4    |
| 4         | 5         | UNIVERSIDAD DE LOS ANDES COLOMBIA   | CO       | 99.3                | 99.9                | 51.7            | 92.2               | 88.5                | 89.1           | 98.1                           | 97.5       | 97.2    |
| 5         | 3         | UNIVERSIDADE ESTADUAL DE CAMPINAS (UNICAMP)                                     | BR       | 99.9                | 88.1                | 46.3            | 100.0              | 90.9                | 100.0          | 99.3                           | 100.0      | 96.4    |
| 6         | 4         | UNIVERSIDAD NACIONAL AUTÓNOMA DE MÉXICO (UNAM)                                  | MX       | 100.0               | 100.0               | 89.0            | 57.1               | 71.2                | 72.3           | 100.0                          | 100.0      | 96.3    |
| 7         | 7         | UNIVERSIDAD DE CHILE  | CL       | 100.0               | 100.0               | 37.1            | 99.8               | 93.1                | 79.5           | 99.8                           | 100.0      | 96.1    |
| 8         | 8         | UNIVERSIDAD DE BUENOS AIRES   | AR       | 100.0               | 100.0               | 94.1            | 28.0               | 71.1                | 55.1           | 99.5                           | 99.8       | 93.4    |
| 9         | 9         | UNIVERSIDADE FEDERAL DO RIO DE JANEIRO  | BR       | 99.4                | 61.4                | 46.6            | 99.4               | 84.3                | 99.8           | 99.8                           | 100.0      | 90.0    |
| 10        | 10        | UNIVERSIDAD NACIONAL DE COLOMBIA  | CO       | 99.8                | 99.9                | 20.7            | 94.9               | 42.9                | 88.0           | 97.9                           | 99.8       | 89.4    |
| 11        | 11        | UNIVERSIDADE ESTADUAL PAULISTA "JÚLIO DE MESQUITA FILHO"                        | BR       | 86.6                | 51.6                | 68.4            | 100.0              | 63.2                | 100.0          | 99.0                           | 99.8       | 83.9    |
| 12        | 14        | UNIVERSIDAD DE CONCEPCIÓN   | CL       | 79.7                | 81.2                | 44.4            | 88.3               | 87.4                | 68.7           | 96.2                           | 87.0       | 83.1    |
| 13        | 13        | UNIVERSIDAD DE SANTIAGO DE CHILE (USACH)  | CL       | 93.8                | 96.6                | 30.5            | 77.9               | 58.3                | 48.3           | 91.3                           | 69.8       | 82.1    |
| 14        | 15=       | UNIVERSIDAD DE ANTIOQUIA  | CO       | 86.0                | 85.1                | 14.2            | 81.4               | 71.1                | 73.8           | 95.8                           | 79.5       | 80.7    |
| 15        | 12        | PONTIFICIA UNIVERSIDADE CATÓLICA DO RIO DE JANEIRO - PUC - RIO                  | BR       | 88.6                | 50.9                | 25.4            | 99.9               | 81.3                | 99.9           | 84.2                           | 96.5       | 80.0    |
| 16        | 17        | PONTIFICIA UNIVERSIDAD JAVERIANA  | CO       | 92.3                | 98.4                | 38.6            | 37.1               | 51.2                | 37.7           | 89.0                           | 84.2       | 79.4    |
| 17        | 15=       | UNIVERSIDADE FEDERAL DE MINAS GERAIS  | BR       | 89.3                | 27.7                | 39.1            | 99.1               | 81.4                | 100.0          | 99.1                           | 99.5       | 78.4    |
| 18        | 21        | PONTIFICIA UNIVERSIDAD CATÓLICA DEL PERÚ  | PE       | 93.3                | 92.9                | 54.8            | 17.9               | 49.7                | 21.2           | 84.9                           | 94.6       | 77.4    |
| 19=       | 19=       | UNIVERSIDAD DE COSTA RICA   | CR       | 88.6                | 88.0                | 64.0            | 20.8               | 69.7                |                | 73.9                           | 97.3       | 74.9    |
| 19=       | 18        | UNIVERSIDADE FEDERAL DO RIO GRANDE DO SUL                                       | BR       | 87.2                | 17.9                | 23.0            | 100.0              | 88.7                | 100.0          | 99.8                           | 99.8       | 74.9    |
| 21        | 25        | PONTIFICIA UNIVERSIDAD CATÓLICA DE VALPARAÍSO                                   | CL       | 75.9                | 76.7                | 23.2            | 97.2               | 54.3                | 72.5           | 94.7                           | 43.3       | 73.6    |
| 22        | 22        | UNIVERSIDADE FEDERAL DE SANTA CATARINA  | BR       | 70.1                | 24.2                | 61.4            | 96.3               | 76.8                | 100.0          | 98.6                           | 99.9       | 73.3    |
| 23        | 19=       | UNIVERSIDAD DE LA HABANA  | CU       | 68.4                | 74.4                | 96.3            | 35.8               | 36.9                | 82.3           | 79.9                           | 51.5       | 73.2    |
| 24        | 28        | UNIVERSIDAD ADOLFO IBÁÑEZ   | CL       | 61.3                | 98.5                | 7.3             | 89.3               | 76.7                | 96.5           | 56.3                           | 48.8       | 72.6    |
| 25        | 23        | INSTITUTO POLITÉCNICO NACIONAL (IPN)  | MX       | 70.3                | 92.1                | 40.4            | 65.3               | 62.8                | 19.4           | 97.9                           | 76.2       | 72.5    |
| 26        | 26        | UNIVERSIDAD NACIONAL DE LA PLATA  | AR       | 91.2                | 54.9                | 34.9            | 32.8               | 70.1                | 37.3           | 82.8                           | 99.6       | 71.3    |
| 27        | 24        | UNIVERSIDAD TORCUATO DI TELLA   | AR       | 54.0                | 83.6                | 53.1            | 82.7               | 96.5                | 100.0          | 31.6                           | 38.8       | 70.9    |
| 28        | 29=       | UNIVERSIDAD AUTÓNOMA METROPOLITANA (UAM)  | MX       | 77.9                | 56.8                | 20.4            | 57.9               | 52.7                | 91.4           | 85.4                           | 85.3       | 70.7    |
| 29        | 27        | UNIVERSIDADE DE BRASÍLIA  | BR       | 79.5                | 27.0                | 29.6            | 86.5               | 49.1                | 100.0          | 98.1                           | 99.1       | 70.0    |
| 30        | 31        | UNIVERSIDADE FEDERAL DE SÃO PAULO (UNIFESP)                                     | BR       | 51.9                | 18.0                | 100.0           | 96.8               | 91.3                | 100.0          | 84.3                           | 77.7       | 69.2    |
| 31        | 29=       | UNIVERSIDAD NACIONAL DE CÓRDOBA   | AR       | 76.9                | 44.9                | 23.8            | 39.3               | 86.1                | 51.2           | 93.8                           | 91.9       | 67.7    |
| 32        | 33        | UNIVERSIDADE FEDERAL DO PARANÁ (UFPR)   | BR       | 52.3                | 33.2                | 60.2            | 91.1               | 58.1                | 99.6           | 98.7                           | 98.8       | 67.1    |
| 33        | 32        | UNIVERSIDAD AUSTRAL   | AR       | 66.2                | 86.4                | 99.0            | 15.8               | 85.9                | 48.0           | 6.6                            | 30.9       | 67.0    |
| 34        | 35        | UNIVERSIDAD AUSTRAL DE CHILE  | CL       | 61.3                | 41.8                | 13.5            | 96.1               | 78.8                | 93.5           | 92.8                           | 64.2       | 66.2    |
| 35        | 34        | UNIVERSIDADE FEDERAL DE SÃO CARLOS  | BR       | 55.0                | 20.1                | 50.4            | 100.0              | 83.9                | 100.0          | 93.2                           | 82.7       | 66.0    |
| 36        | 37=       | UNIVERSIDAD DIEGO PORTALES  | CL       | 54.4                | 78.2                | 38.6            | 57.4               | 95.9                | 20.1           | 86.4                           | 62.1       | 65.6    |
| 37        | 36        | UNIVERSIDAD TÉCNICA FEDERICO SANTA MARÍA  | CL       | 43.0                | 85.1                | 10.5            | 90.6               | 96.7                | 51.5           | 91.6                           | 48.2       | 65.4    |
| 38        | 44        | UNIVERSIDAD SIMÓN BOLÍVAR VENEZUELA   | VE       | 60.2                | 69.7                | 48.5            | 81.2               | 50.9                | 61.8           | 67.2                           | 58.5       | 65.3    |
| 39        | 42        | INSTITUTO TECNOLÓGICO AUTONOMO DE MÉXICO (ITAM)                                 | MX       | 60.2                | 93.6                | 39.8            | 36.9               | 33.4                | 85.5           | 44.5                           | 45.7       | 64.7    |
| 40        | 45        | UNIVERSIDAD DE PUERTO RICO  | PR       | 46.1                | 34.5                | 29.5            | 45.6               | 100.0               | 98.9           | 95.4                           | 93.1       | 63.5    |
| 41        | 40        | UNIVERSIDAD DE SAN ANDRÉS   | AR       | 33.9                | 77.6                | 88.3            | 53.9               | 86.8                | 99.5           | 24.8                           | 33.6       | 63.4    |
| 42        | 39        | UNIVERSIDAD IBEROAMERICANA (UIA)  | MX       | 70.1                | 92.6                | 57.1            | 14.2               | 43.3                | 57.3           | 20.3                           | 34.8       | 63.2    |
| 43        | 37=       | UNIVERSIDAD CENTRAL DE VENEZUELA (UCV)  | VE       | 72.3                | 84.4                | 39.6            | 15.6               | 48.4                | 11.8           | 70.3                           | 58.8       | 62.7    |
| 44        | 43        | PONTIFICIA UNIVERSIDAD CATÓLICA ARGENTINA SANTA MARÍA DE LOS BUENOS AIRES (UCA) | AR       | 67.4                | 91.9                | 100.0           | 3.9                | 42.6                | 18.0           | 11.0                           | 55.8       | 62.1    |
| 45        | 41        | UNIVERSIDADE FEDERAL DO PERNAMBUCO  | BR       | 53.8                | 9.4                 | 58.7            | 81.3               | 65.0                | 99.8           | 97.6                           | 87.6       | 61.9    |
| 46        | 47        | UNIVERSIDAD DE GUADALAJARA (UDG)  | MX       | 70.2                | 42.2                | 65.2            | 9.9                | 42.9                | 49.8           | 74.7                           | 97.5       | 61.4    |
| 47        | 52        | UNIVERSIDAD DEL ROSARIO   | CO       | 49.6                | 78.2                | 55.9            | 46.2               | 54.5                | 39.3           | 61.9                           | 62.2       | 60.3    |
| 48        | 55        | UNIVERSIDAD AUTÓNOMA DE NUEVO LEÓN (UANL)                                       | MX       | 63.6                | 55.3                | 7.9             | 30.8               | 83.4                | 32.9           | 89.8                           | 72.7       | 59.9    |
| 49        | 48        | UNIVERSIDAD DE LA REPÚBLICA (UDELAR)  | UY       | 62.7                | 51.9                | 36.8            | 21.2               | 82.9                | 15.9           | 94.6                           | 21.7       | 57.4    |
| 50        | 56        | UNIVERSIDAD DE LAS AMÉRICAS PUEBLA (UDLAP)                                      | MX       | 34.8                | 61.8                | 61.8            | 38.8               | 57.8                | 97.6           | 43.8                           | 55.9       | 56.7    |



Universidad del  
**Rosario**

# 365 years of history & innovation

*The first option for learning to learn*



14,700  
**Students**



70,000  
**Alumni**



9  
**Schools**

## Academic Excellence

### Learn to learn: the key to education

Strengthening and reflecting on teaching and training processes within a framework of pedagogical innovation, are fundamental aspects at a University that has defined “Learn to Learn” as one of its strategic tenets.

## A University with a role to play in a worldwide agenda

Universidad del Rosario enjoys relations with its surrounding context through its academic and research strengths, as well as its specialist services for businesses, the state, and the community.

Group for Interdisciplinary Studies on Peace, Conflict and the Post-conflict Period (JANUS)

### UNESCO CHAIR

- **IN GENDER EQUALITY**
- **IN SUSTAINABLE DEVELOPMENT**
- **IN EDUCATION & CULTURE FOR PEACE**

## Shifting the frontiers of knowledge through top-quality Research

Research is at the heart of all the activities carried out by Universidad del Rosario’s academic community. This is how we generate an output of suitable knowledge to contribute to the progress of science and regional development, thus standing up to big local and global challenges.

## Faculty of Excellence

Our lecturers are a transcendental and decisive element, at the University scholastic life. We have a top performance academic staff, professionals with PhDs, master’s degrees, and graduate diplomas. Our educators boast great experience in imparting knowledge with an international calling.


**MORE THAN 500 SCIENTIFIC PUBLICATIONS TESTIFY TO THE UNIVERSIDAD DEL ROSARIO COMMITMENT TO PEACE.**

**EQAA**  
Institutionally Accredited

  
**ACBSP**  
GLOBAL BUSINESS  
ACCREDITATION

 **claep**  
Consejo Latinoamericano de Acreditación en Periodismo

 **World Confederation  
for Physical Therapy**



URosario



URosario



URosario



/universidad-del-rosario/



/Comunidadrosario

www.urosario.edu.co  
PBX: (+571) 297 0200  
Calle 12c No. 6-25  
Bogotá- Colombia

| 2020 Rank | 2019 Rank | Institution  | Location | Academic reputation | Employer reputation | Faculty student | Papers per faculty | Citations per paper | Staff with PhD | International research network | Web impact | Overall |
|-----------|-----------|--|----------|---------------------|---------------------|-----------------|--------------------|---------------------|----------------|--------------------------------|------------|---------|
| 51=       | 46        | PONTIFICIA UNIVERSIDADE CATÓLICA DE SÃO PAULO (PUC-SP) | BR       | 53.9                | 63.0                | 84.7            | 22.2               | 4.8                 | 99.6           |                                | 79.6       | 55.8    |
| 51=       | 53        | UNIVERSIDADE DO ESTADO DO RIO DE JANEIRO (UERJ)        | BR       | 36.3                | 23.8                | 49.3            | 77.2               | 49.9                | 100.0          | 88.3                           | 90.2       | 55.8    |
| 53        | 61        | UNIVERSIDAD DE TALCA                                   | CL       | 45.5                | 37.2                | 18.8            | 94.5               | 60.4                | 77.0           | 82.7                           | 50.4       | 55.2    |
| 54        | 50        | UNIVERSIDADE FEDERAL FLUMINENSE                        | BR       | 33.5                | 11.6                | 58.9            | 75.5               | 54.5                | 100.0          | 97.3                           | 99.0       | 55.1    |
| 55=       | 49        | PONTIFICIA UNIVERSIDADE CATÓLICA DO RIO GRANDE DO SUL  | BR       | 31.3                | 20.1                | 44.2            | 98.7               | 77.5                | 100.0          | 71.2                           | 85.7       | 54.9    |
| 55=       | 51        | UNIVERSIDAD DE SAN FRANCISCO DE QUITO                  | EC       | 44.4                | 67.6                | 57.4            | 24.2               | 72.0                | 32.1           | 52.0                           | 50.8       | 54.9    |
| 57        | 58        | INSTITUTO TECNOLÓGICO DE BUENOS AIRES (ITBA)           | AR       | 39.2                | 74.3                | 90.1            | 20.0               | 76.1                | 26.8           | 35.4                           | 20.0       | 54.4    |
| 58        | 59        | UNIVERSIDAD DEL VALLE                                  | CO       | 66.6                | 50.8                | 23.5            | 47.7               | 43.8                | 36.3           | 57.1                           | 51.4       | 54.1    |
| 59        | 60        | UNIVERSIDAD NACIONAL DE ROSARIO                        | AR       | 71.0                | 31.6                | 40.7            | 14.9               | 60.5                | 17.5           | 71.1                           | 69.5       | 53.7    |
| 60        | 57        | UNIVERSIDADE FEDERAL DO CEARÁ (UFC)                    | BR       | 29.1                | 10.9                | 32.2            | 91.2               | 83.7                | 99.7           | 92.1                           | 90.2       | 53.6    |
| 61        | 54        | UNIVERSIDAD NACIONAL COSTA RICA                        | CR       | 44.6                | 63.6                | 54.7            | 13.2               | 83.5                | 14.2           | 56.1                           | 52.5       | 53.1    |
| 62        | 68        | UNIVERSIDAD DE LA SABANA                               | CO       | 55.5                | 87.5                | 43.0            | 28.0               | 28.8                | 16.9           | 34.5                           | 37.2       | 52.6    |
| 63        | 67        | UNIVERSIDAD EAFIT                                      | CO       | 45.7                | 88.7                | 19.1            | 59.9               | 14.4                | 51.8           | 36.5                           | 55.0       | 52.2    |
| 64        | 64        | ESCUELA SUPERIOR POLITÉCNICA DEL LITORAL - ESPOL       | EC       | 40.2                | 63.2                | 49.7            | 22.3               | 36.4                | 30.6           | 77.1                           | 76.7       | 51.8    |
| 65        | 76        | UNIVERSIDAD DEL NORTE                                  | CO       | 39.6                | 51.9                | 32.1            | 41.6               | 57.2                | 62.7           | 59.3                           | 60.3       | 51.2    |
| 66        | 66        | UNIVERSIDAD AUTÓNOMA DEL ESTADO DE MÉXICO              | MX       | 72.9                | 32.6                | 20.9            | 20.2               | 42.5                | 42.0           | 45.0                           | 78.1       | 51.1    |
| 67        | 83        | UNIVERSIDAD DE LOS ANDES CHILE                         | CL       | 46.4                | 57.9                | 41.9            | 53.8               | 57.9                | 37.5           | 48.0                           | 21.6       | 50.5    |
| 68        | 74=       | UNIVERSIDAD NACIONAL MAYOR DE SAN MARCOS               | PE       | 70.4                | 61.4                | 12.4            | 16.6               | 21.9                | 19.2           | 34.0                           | 79.6       | 49.6    |
| 69        | 72        | UNIVERSIDAD PONTIFICIA BOLIVARIANA                     | CO       | 36.2                | 64.9                | 91.7            | 25.2               | 28.7                | 20.2           | 47.9                           | 52.6       | 49.2    |
| 70=       | 62        | TECNOLÓGICO DE COSTA RICA (TEC)                        | CR       | 37.7                | 74.4                | 55.3            | 10.9               | 85.3                | 13.8           | 24.2                           | 37.5       | 49.1    |
| 70=       | 82        | UNIVERSIDAD ANDRÉS BELLO - UNAB                        | CL       | 38.1                | 44.3                | 18.7            | 36.5               | 94.9                | 16.0           | 88.8                           | 49.3       | 49.1    |
| 70=       | 73        | UNIVERSIDAD INDUSTRIAL DE SANTANDER                    | CO       | 39.8                | 53.4                | 13.8            | 57.7               | 76.9                | 39.2           | 58.3                           | 42.2       | 49.1    |
| 73=       | 81        | UNIVERSIDAD DE LA FRONTERA (UFRO)                      | CL       | 36.4                | 18.2                | 12.9            | 98.7               | 82.2                | 75.5           | 73.9                           | 45.0       | 48.8    |
| 73=       | 70=       | UNIVERSIDAD PERUANA CAYETANO HEREDIA                   | PE       | 43.9                | 27.0                | 91.9            | 38.5               | 96.6                | 6.2            | 57.6                           | 8.9        | 48.8    |
| 75=       | 70=       | PONTIFICIA UNIVERSIDAD CATOLICA DEL ECUADOR            | EC       | 38.7                | 58.6                | 53.7            | 8.2                | 82.3                | 6.1            | 57.2                           | 46.7       | 48.6    |
| 75=       | 63        | UNIVERSIDAD ANAHUAC                                    | MX       | 44.1                | 85.8                | 93.1            | 4.7                | 16.9                | 20.4           | 7.3                            | 31.0       | 48.6    |
| 77        | 69        | UNIVERSIDADE FEDERAL DE VIÇOSA                         | BR       | 26.3                | 6.9                 | 45.9            | 99.8               | 52.9                | 100.0          | 77.6                           | 75.9       | 48.3    |
| 78        | 65        | UNIVERSIDADE FEDERAL DA BAHIA                          | BR       | 28.8                | 7.9                 | 37.2            | 73.8               | 63.1                | 100.0          | 69.3                           | 94.4       | 48.2    |
| 79        | 78=       | UNIVERSIDADE FEDERAL DE PELOTAS                        | BR       | 12.1                | 3.2                 | 71.0            | 90.9               | 75.3                | 100.0          | 81.6                           | 75.5       | 48.0    |
| 80        | 84        | UNIVERSIDAD DE VALPARAÍSO                              | CL       | 41.1                | 30.0                | 31.1            | 59.1               | 63.3                | 30.9           | 84.1                           | 51.2       | 47.3    |
| 81        | 77        | UNIVERSIDADE FEDERAL DO RIO GRANDE DO NORTE            | BR       | 18.0                | 6.5                 | 27.0            | 84.2               | 71.0                | 99.8           | 93.4                           | 91.4       | 47.1    |
| 82=       | 86=       | COLEGIO DE MÉXICO                                      | MX       | 53.2                | 12.7                | 100.0           | 47.9               | 3.5                 | 100.0          | 1.4                            | 61.1       | 47.0    |
| 82=       | 90        | UNIVERSIDAD DE LOS ANDES MÉRIDA                        | VE       | 52.3                | 48.2                | 38.0            | 18.0               | 25.9                | 23.4           | 58.6                           | 72.2       | 47.0    |
| 84        | 74=       | UNIVERSIDAD CATÓLICA ANDRÉS BELLO - UCAB               | VE       | 73.4                | 94.4                | 11.1            | 3.0                |                     | 5.9            |                                | 32.5       | 46.9    |
| 85        | 80        | UNIVERSIDAD DE MONTEVIDEO                              | UY       | 59.2                | 56.1                | 98.0            | 9.7                |                     | 22.9           | 7.9                            | 17.4       | 45.7    |
| 86        | 102       | UNIVERSIDADE ESTADUAL DE LONDRINA                      | BR       | 14.7                | 14.0                | 63.2            | 76.2               | 60.6                | 100.0          | 60.0                           | 74.4       | 45.6    |
| 87        | 89        | UNIVERSIDADE FEDERAL DE SANTA MARIA                    | BR       | 20.8                | 4.7                 | 38.8            | 93.8               | 50.2                | 100.0          | 79.9                           | 82.7       | 45.3    |
| 88        | 98        | UNIVERSIDAD AUTÓNOMA DE SAN LUIS DE POTOSÍ             | MX       | 30.8                | 7.3                 | 22.6            | 70.1               | 90.8                | 55.0           | 92.9                           | 46.5       | 45.1    |
| 89=       | 91=       | BENEMÉRITA UNIVERSIDAD AUTÓNOMA DE PUEBLA              | MX       | 54.0                | 22.9                | 14.3            | 38.2               | 35.9                | 58.4           | 59.8                           | 60.2       | 45.0    |
| 89=       | 96        | UNIVERSIDAD DE GUANAJUATO                              | MX       | 32.3                | 10.0                | 35.0            | 54.4               | 70.5                | 74.8           | 76.2                           | 49.7       | 45.0    |
| 91        | 93        | UNIVERSIDAD DE ORIENTE SANTIAGO DE CUBA                | CU       | 38.4                | 69.3                | 93.4            | 7.8                | 12.3                | 22.7           | 25.3                           | 26.8       | 44.9    |
| 92        | 99=       | UNIVERSIDADE ESTADUAL DE MARINGÁ                       | BR       | 13.6                | 4.7                 | 61.7            | 85.5               | 57.5                | 99.2           | 64.1                           | 93.4       | 44.6    |
| 93=       | 85        | UNIVERSIDAD NACIONAL DEL LITORAL                       | AR       | 49.1                | 13.7                | 8.6             | 49.7               | 91.1                | 30.1           | 66.1                           | 50.4       | 44.5    |
| 93=       | 94        | UNIVERSIDADE FEDERAL DE JUIZ DE FORA                   | BR       | 13.7                | 9.9                 | 76.4            | 67.2               | 46.7                | 98.9           | 80.3                           | 48.3       | 44.5    |
| 95        | 99=       | UNIVERSIDAD CATÓLICA DEL NORTE                         | CL       | 23.8                | 15.7                | 21.3            | 88.7               | 93.8                | 52.0           | 81.1                           | 44.8       | 44.2    |
| 96        | 88        | UNIVERSIDAD NACIONAL DEL SUR                           | AR       | 31.1                | 9.1                 | 27.2            | 63.6               | 79.1                | 72.8           | 75.8                           | 38.2       | 44.1    |
| 97        | 91=       | UNIVERSIDADE FEDERAL DE GOIÁS                          | BR       | 15.7                | 3.9                 | 53.7            | 72.6               | 56.5                | 100.0          | 69.8                           | 88.7       | 43.9    |
| 98=       | 126=      | ESCUELA POLITÉCNICA NACIONAL                           | EC       | 28.6                | 39.1                | 55.6            | 31.5               | 58.4                | 32.3           | 60.1                           | 56.5       | 43.8    |
| 98=       | 113       | UNIVERSIDAD PANAMERICANA (UP)                          | MX       | 30.5                | 66.8                | 86.7            | 8.6                | 18.8                | 23.9           | 39.7                           | 31.4       | 43.8    |
| 100       | 111       | UNIVERSIDAD TECNOLÓGICA NACIONAL (UTN)                 | AR       | 19.2                | 79.2                | 74.1            | 5.6                | 35.0                | 3.4            | 39.7                           | 76.7       | 43.3    |

# YOU CAN BE **BIG** IN A SMALL COUNTRY

*The Best Private University of* **Bolivia**

*\*QS Ranking*



**MBA Top 15**  
*Business Schools*  
*in Latin America*

*\*America Economía*



**Top Awards**  
*in Research Quality*

*\*Bolivian Ministry of Education*



**Best Quality**  
*Research of Bolivian*  
*Private Universities*

*\*ResearchGate*

| 2020 Rank | 2019 Rank | Institution                                       | Location | Academic reputation | Employer reputation | Faculty student | Papers per faculty | Citations per paper | Staff with PhD | International research network | Web impact | Overall |
|-----------|-----------|---|----------|---------------------|---------------------|-----------------|--------------------|---------------------|----------------|--------------------------------|------------|---------|
| 101=      | 114       | UNIVERSIDAD ICESI                                 | CO       | 23.3                | 47.7                | 91.7            | 18.6               | 44.3                | 18.9           | 35.8                           | 87.6       | 43.2    |
| 101=      | 104       | UNIVERSIDAD ORT URUGUAY                           | UY       | 42.6                | 58.8                | 100.0           | 10.6               | 18.3                | 13.3           | 13.7                           | 25.8       | 43.2    |
| 103       | 122=      | UNIVERSIDAD DEL DESARROLLO                        | CL       | 20.3                | 51.7                | 35.1            | 29.6               | 97.2                | 11.6           | 57.4                           | 38.7       | 42.3    |
| 104       | 99=       | UNIVERSIDAD EXTERNADO DE COLOMBIA                 | CO       | 42.5                | 87.8                | 49.9            | 7.4                | 1.0                 | 21.2           | 1.3                            | 35.9       | 42.1    |
| 105       | 105       | UNIVERSIDAD CATÓLICA DEL URUGUAY                  | UY       | 35.6                | 52.2                | 100.0           | 9.4                | 21.2                | 13.5           | 25.3                           | 40.1       | 41.8    |
| 106       | 106=      | UNIVERSIDAD DE MONTERREY                          | MX       | 41.3                | 50.0                | 32.8            | 12.4               | 23.3                | 79.7           | 16.7                           | 22.9       | 41.6    |
| 107=      | 118       | UNIVERSIDAD DE PALERMO                            | AR       | 44.4                | 34.3                | 99.0            | 4.3                |                     | 48.3           | 16.9                           | 42.6       | 41.2    |
| 107=      | 109=      | UNIVERSIDADE FEDERAL DA PARAÍBA                   | BR       | 15.7                | 10.5                | 42.4            | 70.2               | 45.5                | 100.0          | 64.8                           | 68.3       | 41.2    |
| 107=      | 106=      | UNIVERSIDADE FEDERAL DE OURO PRETO                | BR       | 13.3                | 8.5                 | 46.9            | 76.0               | 62.6                | 99.7           | 61.3                           | 49.4       | 41.2    |
| 110=      | 115       | UNIVERSIDAD DEL BIO-BIO                           | CL       | 31.5                | 21.0                | 14.5            | 72.1               | 25.6                | 75.6           | 78.7                           | 43.2       | 41.1    |
| 110=      | 86=       | UNIVERSIDAD NACIONAL DE MAR DEL PLATA             | AR       | 42.6                | 8.6                 | 30.6            | 72.3               | 76.0                |                | 70.9                           | 61.0       | 41.1    |
| 112       | 112       | UNIVERSIDADE FEDERAL DE UBERLÂNDIA                | BR       | 14.3                | 6.4                 | 40.1            | 83.2               | 45.6                | 100.0          | 65.1                           | 72.2       | 40.6    |
| 113       | 103       | UNIVERSIDADE PRESBITERIANA MACKENZIE              | BR       | 14.2                | 44.1                | 21.8            | 35.6               | 51.9                | 94.5           | 39.8                           | 53.2       | 40.5    |
| 114       | 109=      | UNIVERSIDADE FEDERAL DO ESPÍRITO SANTO            | BR       | 9.5                 | 3.8                 | 42.0            | 74.3               | 50.1                | 100.0          | 83.8                           | 65.1       | 40.3    |
| 115       | 78=       | UNIVERSIDAD DE BELGRANO                           | AR       | 39.2                | 65.2                | 99.6            | 3.9                |                     | 19.1           |                                | 23.3       | 40.2    |
| 116       | 116=      | UNIVERSIDADE FEDERAL DE LAVRAS                    | BR       | 14.9                | 7.2                 | 25.3            | 99.7               | 43.8                | 100.0          | 68.3                           | 61.9       | 39.9    |
| 117       | 97        | UNIVERSIDAD NACIONAL DE CUYO                      | AR       | 48.7                | 19.9                | 18.4            | 10.3               | 83.0                |                | 66.5                           | 28.4       | 39.4    |
| 118       |           | UNIVERSIDADE FEDERAL DO ABC (UFABC)               | BR       | 3.0                 | 3.2                 | 25.6            | 97.3               | 84.4                | 100.0          | 72.3                           | 49.7       | 39.2    |
| 119       | 128       | UNIVERSIDAD NACIONAL DE INGENIERÍA PERU           | PE       | 30.1                | 53.4                | 36.4            | 10.9               | 84.7                | 4.1            | 27.0                           | 28.4       | 39.0    |
| 120       | 120       | UNIVERSIDAD DE TARAPACA                           | CL       | 14.6                | 9.5                 | 7.3             | 98.2               | 75.0                | 60.9           | 84.2                           | 56.6       | 38.9    |
| 121       | 129       | UNIVERSIDADE TECNOLÓGICA FEDERAL DO PARANÁ        | BR       | 9.7                 | 7.6                 | 61.3            | 57.0               | 39.3                | 98.4           | 54.0                           | 75.6       | 38.4    |
| 122       | 126=      | UNIVERSIDADE FEDERAL DE CAMPINA GRANDE            | BR       | 14.3                | 3.6                 | 84.0            | 75.0               | 13.3                | 96.2           | 33.0                           | 90.9       | 38.0    |
| 123       | 131=      | UNIVERSIDADE FEDERAL DE ITAJUBÁ                   | BR       | 8.0                 | 7.0                 | 45.9            | 86.0               | 66.5                | 99.4           | 40.6                           | 41.3       | 37.4    |
| 124=      | 125       | UNIVERSIDAD NACIONAL DE QUILMES                   | AR       | 30.6                | 8.9                 | 16.4            | 27.3               | 63.6                | 88.3           | 35.6                           | 49.6       | 37.2    |
| 124=      | 121       | UNIVERSIDADE FEDERAL DO PARÁ - UFPA               | BR       | 12.6                | 5.6                 | 30.0            | 52.1               | 40.9                | 95.5           | 69.0                           | 82.6       | 37.2    |
| 126       | 119       | UNIVERSIDAD TECNOLÓGICA DE PANAMÁ (UTP)           | PA       | 37.7                | 75.8                | 54.7            | 3.6                |                     | 7.1            | 8.1                            | 28.7       | 37.1    |
| 127       | 124       | PONTIFICIA UNIVERSIDADE CATÓLICA DO PARANÁ -PUCPR | BR       | 15.6                | 12.3                | 16.0            | 52.0               | 59.5                | 80.6           | 63.4                           | 66.5       | 37.0    |
| 128       | 95        | UNIVERSIDAD NACIONAL DE SAN MARTÍN (UNSAM)        | AR       | 35.2                | 15.2                | 30.0            | 40.0               | 48.9                | 51.5           | 36.7                           | 47.4       | 36.7    |
| 129       | 146=      | UNIVERSIDADE FEDERAL DO RIO GRANDE                | BR       | 6.6                 | 1.2                 | 53.4            | 59.5               | 74.0                | 99.6           | 39.4                           | 51.5       | 36.4    |
| 130       |           | UNIVERSIDAD DE LAS CIENCIAS INFORMÁTICAS          | CU       | 19.6                | 66.7                | 85.8            | 7.2                |                     | 8.1            | 42.6                           | 19.7       | 36.2    |
| 131       | 106=      | UNIVERSIDAD NACIONAL DE ASUNCIÓN                  | PY       | 32.7                | 39.8                | 62.8            | 2.9                | 15.5                | 17.6           | 41.6                           | 49.2       | 36.1    |
| 132       | 133       | UNIVERSIDADE ESTADUAL DE PONTA GROSSA             | BR       | 9.2                 | 3.9                 | 80.5            | 56.5               | 59.9                | 86.0           | 19.5                           | 60.7       | 35.9    |
| 133       | 144=      | UNIVERSIDAD CATÓLICA DE CÓRDOBA                   | AR       | 22.4                | 9.0                 | 72.7            | 8.3                | 63.1                | 100.0          | 4.4                            | 14.7       | 35.6    |
| 134       | 141=      | UNIVERSIDADE DO VALE DO RIO DOS SINOS             | BR       | 12.0                | 14.0                | 31.7            | 67.1               | 50.6                | 94.0           | 26.1                           | 72.8       | 35.5    |
| 135       | 161-170   | UNIVERSIDAD DEL PACIFICO                          | PE       | 31.3                | 64.3                | 16.7            | 15.7               |                     | 52.9           | 18.4                           | 32.0       | 35.3    |
| 136=      | 122=      | UNIVERSIDAD IBEROAMERICANA (UNIBE)                | DO       | 18.5                | 47.2                | 91.2            | 1.8                |                     | 82.3           |                                | 13.1       | 35.0    |
| 136=      | 148       | UNIVERSIDAD VERACRUZANA                           | MX       | 35.9                | 11.1                | 34.4            | 19.1               | 21.0                | 40.8           | 58.0                           | 74.3       | 35.0    |
| 138       | 135       | UNIVERSIDADE FEDERAL DE MATO GROSSO               | BR       | 6.7                 | 2.1                 | 70.2            | 57.0               | 41.7                | 100.0          | 42.8                           | 44.6       | 34.9    |
| 139       | 138       | UNIVERSIDAD CENTRAL DEL ECUADOR                   | EC       | 33.7                | 46.0                | 40.0            | 4.9                | 37.5                | 1.4            | 35.5                           | 30.5       | 34.4    |
| 140=      | 137       | UNIVERSIDAD NACIONAL DE TUCUMÁN                   | AR       | 37.6                | 9.2                 | 9.7             | 28.1               | 84.8                |                | 66.0                           | 37.8       | 34.3    |
| 140=      | 161-170   | UNIVERSIDADE FEDERAL DE ALAGOAS                   | BR       | 4.2                 | 1.4                 | 43.6            | 40.7               | 77.5                | 82.7           | 70.0                           | 30.8       | 34.3    |
| 142=      | 146=      | UNIVERSIDAD DE ANTOFAGASTA                        | CL       | 12.9                | 5.2                 | 31.5            | 58.0               | 90.1                | 48.5           | 62.2                           | 25.8       | 34.2    |
| 142=      | 151-160   | UNIVERSIDADE FEDERAL DE SERGIPE (UFS)             | BR       | 5.2                 | 3.9                 | 49.9            | 57.0               | 57.5                | 95.3           | 44.3                           | 49.8       | 34.2    |
| 144=      | 171-180   | UNIVERSIDAD NACIONAL AGRARIA LA MOLINA            | PE       | 27.9                | 26.8                | 29.2            | 11.2               | 75.1                | 33.9           | 26.7                           | 27.9       | 34.0    |
| 144=      | 151-160   | UNIVERSIDADE FEDERAL DO MATO GROSSO DO SUL        | BR       | 7.1                 | 1.8                 | 65.2            | 43.5               | 40.6                | 94.2           | 47.6                           | 54.8       | 34.0    |
| 146=      | 116=      | UNIVERSIDAD MAYOR DE SAN ANDRÉS                   | BO       | 24.2                | 27.6                | 5.3             | 5.9                | 96.3                | 2.4            | 66.8                           | 37.0       | 33.8    |
| 146=      | 150       | UNIVERSIDADE DO ESTADO DE SANTA CATARINA          | BR       | 15.4                | 4.3                 | 80.0            | 66.8               | 16.5                | 76.9           | 30.8                           | 54.8       | 33.8    |
| 148       | 136       | UNIVERSIDAD AUTÓNOMA DE QUERÉTARO                 | MX       | 21.0                | 12.0                | 34.3            | 35.9               | 86.5                | 49.6           | 21.0                           | 37.6       | 33.3    |
| 149=      | 171-180   | UNIVERSIDAD DE PANAMÁ (UP)                        | PA       | 32.3                | 59.2                | 21.3            | 3.3                | 22.9                | 11.1           | 30.3                           | 23.2       | 33.2    |
| 149=      | 131=      | UNIVERSIDADE FEDERAL DO TRIÂNGULO MINEIRO         | BR       | 3.8                 | 3.8                 | 87.5            | 53.4               | 51.7                | 96.2           | 18.2                           | 28.7       | 33.2    |

Jump!CNU

A Leading University of Korea  
Leaping onto the World Stage

# CHUNGNAM NATIONAL UNIVERSITY

## Contact

99 Daehak-ro, Yuseong-gu, Daejeon 34134, Korea  
[www.cnu.ac.kr](http://www.cnu.ac.kr)




충남대학교  
CHUNGNAM NATIONAL UNIVERSITY



| 2020 Rank | 2019 Rank | Institution   | Location | Academic reputation | Employer reputation | Faculty student | Papers per faculty | Citations per paper | Staff with PhD | International research network | Web impact | Overall     |
|-----------|-----------|---|----------|---------------------|---------------------|-----------------|--------------------|---------------------|----------------|--------------------------------|------------|-------------|
| 151-160   | 151-160   | UNIVERSIDAD ALBERTO HURTADO   | CL       | 34.4                | 22.9                | -               | 81.8               | -                   | 70.3           | -                              | -          | 32.2 - 33.1 |
| 151-160   | 161-170   | UNIVERSIDAD AUTÓNOMA DE BAJA CALIFORNIA                                 | MX       | 33.4                | -                   | -               | 22.5               | 32.3                | 39.1           | 58.9                           | 41.4       | 32.2 - 33.1 |
| 151-160   | 161-170   | UNIVERSIDAD AUTÓNOMA DE YUCATÁN   | MX       | 27.7                | -                   | -               | 53.7               | 40.5                | 70.6           | 35.7                           | 45.2       | 32.2 - 33.1 |
| 151-160   | 130       | UNIVERSIDAD AUTÓNOMA DEL ESTADO DE MORELOS                              | MX       | -                   | -                   | -               | 59.0               | 46.7                | 63.3           | 62.7                           | 41.1       | 32.2 - 33.1 |
| 151-160   | 201-250   | UNIVERSIDAD CENTRAL MARTA ABREU DE LAS VILLAS                           | CU       | -                   | -                   | 100.0           | -                  | 56.8                | 39.0           | 41.7                           | 32.8       | 32.2 - 33.1 |
| 151-160   | 134       | UNIVERSIDAD DE LA SERENA  | CL       | -                   | -                   | -               | 87.0               | 70.4                | 71.0           | 41.3                           | -          | 32.2 - 33.1 |
| 151-160   | 139       | UNIVERSIDAD DEL VALLE DE GUATEMALA (UVG)                                | GT       | 23.3                | -                   | 78.3            | -                  | 98.7                | -              | -                              | -          | 32.2 - 33.1 |
| 151-160   | 144=      | UNIVERSIDAD NACIONAL DE SAN LUIS  | AR       | -                   | -                   | 70.9            | 38.3               | 87.4                | -              | 41.9                           | 41.4       | 32.2 - 33.1 |
| 151-160   | 181-190   | UNIVERSIDAD PERUANA DE CIENCIAS APLICADAS                               | PE       | 27.6                | 47.9                | -               | -                  | 84.2                | -              | -                              | 29.9       | 32.2 - 33.1 |
| 151-160   | 151-160   | UNIVERSIDADE FEDERAL DE SÃO JOÃO DEL-REI UFSJ                           | BR       | -                   | -                   | -               | 63.7               | 55.6                | 99.5           | 33.5                           | 47.4       | 32.2 - 33.1 |
| 161-170   | 151-160   | UNIVERSIDAD DE CUENCA   | EC       | 21.8                | -                   | -               | 20.2               | 96.2                | -              | 64.3                           | 31.8       | 30.6 - 32.1 |
| 161-170   | 141=      | UNIVERSIDAD DEL SALVADOR  | AR       | -                   | 48.7                | -               | -                  | 93.3                | -              | -                              | -          | 30.6 - 32.1 |
| 161-170   | 151-160   | UNIVERSIDAD DEL ZULIA   | VE       | 39.4                | 37.5                | -               | 41.7               | -                   | -              | 54.3                           | 30.5       | 30.6 - 32.1 |
| 161-170   | 151-160   | UNIVERSIDAD MICHOACANA DE SAN NICOLÁS DE HIDALGO                        | MX       | -                   | -                   | -               | 46.0               | 59.3                | 53.6           | 64.0                           | 50.4       | 30.6 - 32.1 |
| 161-170   | 161-170   | UNIVERSIDADE DO VALE DO PARAÍBA (UNIVAP)                                | BR       | -                   | -                   | 85.5            | 94.6               | 52.5                | 68.6           | 22.6                           | -          | 30.6 - 32.1 |
| 161-170   | 151-160   | UNIVERSIDADE ESTADUAL DO OESTE DO PARANÁ                                | BR       | -                   | -                   | 99.5            | 51.6               | -                   | 97.7           | 20.0                           | 34.6       | 30.6 - 32.1 |
| 161-170   | 143       | UNIVERSIDADE FEDERAL DE ALFENAS   | BR       | -                   | -                   | 74.0            | 73.2               | 43.6                | 100.0          | -                              | 33.5       | 30.6 - 32.1 |
| 161-170   | 201-250   | UNIVERSIDADE FEDERAL DO AMAZONAS  | BR       | -                   | -                   | 30.7            | 38.9               | 35.8                | 82.5           | 56.2                           | 80.4       | 30.6 - 32.1 |
| 161-170   | 181-190   | UNIVERSIDADE FEDERAL DO MARANHÃO  | BR       | -                   | -                   | 42.6            | 31.4               | 48.4                | 89.3           | 35.7                           | 71.8       | 30.6 - 32.1 |
| 161-170   | 151-160   | UNIVERSIDADE FEDERAL DO PAMPA   | BR       | -                   | -                   | 63.3            | 48.9               | 48.6                | 99.3           | 19.4                           | -          | 30.6 - 32.1 |
| 171-180   | 181-190   | UNIVERSIDAD AUTÓNOMA DE CIUDAD DE JUÁREZ                                | MX       | -                   | -                   | -               | 24.3               | 78.2                | 74.7           | 27.2                           | 40.8       | 28.9 - 30.4 |
| 171-180   | 149       | UNIVERSIDAD DE LAS FUERZAS ARMADAS (ESPE)                               | EC       | -                   | 46.2                | 31.8            | 19.7               | -                   | -              | 41.8                           | 48.0       | 28.9 - 30.4 |
| 171-180   | 181-190   | UNIVERSIDAD DE LIMA   | PE       | 38.0                | 64.0                | -               | -                  | -                   | -              | -                              | 42.9       | 28.9 - 30.4 |
| 171-180   | 171-180   | UNIVERSIDAD DE MEDELLIN   | CO       | 28.9                | 48.8                | -               | 30.1               | -                   | 25.5           | -                              | 34.1       | 28.9 - 30.4 |
| 171-180   | 181-190   | UNIVERSIDAD DE SONORA   | MX       | -                   | -                   | 35.4            | 29.3               | 45.0                | 60.8           | 28.1                           | 43.4       | 28.9 - 30.4 |
| 171-180   | 171-180   | UNIVERSIDAD EL BOSQUE   | CO       | -                   | -                   | 64.5            | -                  | 82.2                | -              | 20.1                           | -          | 28.9 - 30.4 |
| 171-180   | 161-170   | UNIVERSIDAD LATINOAMERICANA DE CIENCIA Y TECNOLOGÍA COSTA RICA (ULACIT) | CR       | 28.8                | 64.9                | 48.3            | -                  | -                   | -              | -                              | -          | 28.9 - 30.4 |
| 171-180   | 171-180   | UNIVERSIDAD NACIONAL DEL CENTRO DE LA PROVINCIA DE BUENOS AIRES         | AR       | 27.5                | -                   | -               | 27.8               | 75.6                | -              | 46.8                           | 59.8       | 28.9 - 30.4 |
| 171-180   | 191-200   | UNIVERSIDAD TECNICA PARTICULAR DE LOJA (UPTL)                           | EC       | 23.2                | 22.8                | -               | 27.9               | 43.7                | -              | 55.6                           | 48.8       | 28.9 - 30.4 |
| 171-180   | 161-170   | UNIVERSIDADE FEDERAL RURAL DO RIO DE JANEIRO                            | BR       | -                   | -                   | 48.3            | 68.9               | -                   | 100.0          | 27.6                           | -          | 28.9 - 30.4 |
| 181-190   | 161-170   | PONTIFICIA UNIVERSIDADE CATÓLICA DO CAMPINAS - PUC CAMPINAS             | BR       | 24.2                | -                   | 28.8            | 33.2               | -                   | 91.8           | -                              | 35.8       | 27.2 - 28.6 |
| 181-190   | 201-250   | UNIVERSIDAD ANTONIO NARIÑO (UAN)  | CO       | -                   | -                   | 46.4            | -                  | 53.5                | -              | 50.0                           | 79.0       | 27.2 - 28.6 |
| 181-190   | 181-190   | UNIVERSIDAD DE CARABOBO   | VE       | 22.5                | 37.4                | 36.0            | -                  | -                   | 31.9           | -                              | 35.1       | 27.2 - 28.6 |
| 181-190   | 161-170   | UNIVERSIDAD DE COLIMA   | MX       | -                   | -                   | -               | 35.0               | 38.5                | 72.2           | 29.3                           | 51.4       | 27.2 - 28.6 |
| 181-190   | 201-250   | UNIVERSIDAD DE PIURA  | PE       | 25.3                | 40.5                | -               | -                  | -                   | 39.6           | 23.5                           | -          | 27.2 - 28.6 |
| 181-190   | 171-180   | UNIVERSIDAD METROPOLITANA   | VE       | 34.1                | 61.3                | -               | -                  | -                   | -              | -                              | -          | 27.2 - 28.6 |
| 181-190   | 151-160   | UNIVERSIDAD SANTA MARÍA LA ANTIGUA-USMA                                 | PA       | -                   | 63.6                | 75.4            | -                  | -                   | -              | -                              | -          | 27.2 - 28.6 |
| 181-190   | 191-200   | UNIVERSIDADE DO ESTADO DA BAHIA   | BR       | -                   | -                   | 87.3            | -                  | 93.1                | 33.7           | -                              | 41.3       | 27.2 - 28.6 |
| 181-190   | 161-170   | UNIVERSIDADE ESTADUAL DE FEIRA DE SANTANA                               | BR       | -                   | -                   | 91.8            | 35.9               | 36.5                | 66.6           | 21.4                           | 40.7       | 27.2 - 28.6 |
| 181-190   | 171-180   | UNIVERSIDADE ESTADUAL DO NORTE FLUMINENSE                               | BR       | -                   | -                   | -               | 99.7               | -                   | 100.0          | 21.9                           | 32.8       | 27.2 - 28.6 |
| 191-200   | 140       | FUNDACIÓN UNIVERSIDAD DE BOGOTÁ-JORGE TADEO LOZANO                      | CO       | 23.3                | 27.9                | 35.6            | -                  | 42.7                | -              | -                              | 31.0       | 26.3 - 27.1 |
| 191-200   | 191-200   | UNIVERSIDAD AUTÓNOMA DE CHAPINGO  | MX       | 21.4                | -                   | 93.3            | 24.8               | -                   | 33.3           | -                              | -          | 26.3 - 27.1 |
| 191-200   | 201-250   | UNIVERSIDAD AUTÓNOMA DE CHILE   | CL       | -                   | -                   | -               | 31.4               | 37.9                | -              | 77.5                           | 33.8       | 26.3 - 27.1 |
| 191-200   | 191-200   | UNIVERSIDAD AUTÓNOMA DEL ESTADO DE HIDALGO                              | MX       | -                   | -                   | 86.1            | -                  | 40.9                | -              | 21.3                           | 39.2       | 26.3 - 27.1 |
| 191-200   | 201-250   | UNIVERSIDAD DE CARTAGENA  | CO       | -                   | -                   | -               | 44.5               | -                   | -              | 66.1                           | 35.9       | 26.3 - 27.1 |
| 191-200   | 201-250   | UNIVERSIDAD DE ESPECIALIDADES ESPIRITU SANTO                            | EC       | -                   | 30.8                | 28.4            | 23.8               | 37.5                | 54.6           | -                              | -          | 26.3 - 27.1 |
| 191-200   | 181-190   | UNIVERSIDAD DE MAGALLANES (UMAG)  | CL       | -                   | -                   | 59.4            | 35.2               | 73.0                | -              | 40.1                           | -          | 26.3 - 27.1 |
| 191-200   | 181-190   | UNIVERSIDAD DE SAN CARLOS DE GUATEMALA - USAC                           | GT       | 27.9                | -                   | -               | -                  | 86.1                | -              | -                              | 90.4       | 26.3 - 27.1 |
| 191-200   | 191-200   | UNIVERSIDAD NACIONAL DEL COMAHUE  | AR       | 23.2                | -                   | -               | 20.1               | 76.1                | -              | 59.7                           | -          | 26.3 - 27.1 |
| 191-200   | 171-180   | UNIVERSIDADE DE CAXIAS DO SUL   | BR       | -                   | -                   | -               | 58.5               | 70.9                | 72.6           | -                              | 39.9       | 26.3 - 27.1 |

*Students to the world with PNU*

# PUSAN NATIONAL UNIVERSITY



| 2020 Rank | 2019 Rank | Institution   | Location | Academic reputation | Employer reputation | Faculty student | Papers per faculty | Citations per paper | Staff with PhD | International research network | Web impact | Overall     |
|-----------|-----------|---|----------|---------------------|---------------------|-----------------|--------------------|---------------------|----------------|--------------------------------|------------|-------------|
| 201-250   | 251-300   | ESCUELA DE INGENIERÍA DE ANTIOQUIA - EIA                            | CO       | -                   | 42.9                | 57.6            | 22.6               | -                   | -              | -                              | -          | 19.8 - 26.1 |
| 201-250   | 181-190   | FUNDAÇÃO UNIVERSIDADE FEDERAL DO VALE DO SÃO FRANCISCO              | BR       | -                   | -                   | 71.0            | 38.2               | -                   | 85.4           | -                              | -          | 19.8 - 26.1 |
| 201-250   | 201-250   | INSTITUTO TECNOLÓGICO DE SANTO DOMINGO (INTEC)                      | DO       | 23.2                | 39.6                | 33.3            | -                  | -                   | -              | -                              | -          | 19.8 - 26.1 |
| 201-250   | 201-250   | INSTITUTO TECNOLÓGICO DE SONORA (ITSON)                             | MX       | -                   | -                   | -               | -                  | 85.3                | -              | -                              | -          | 19.8 - 26.1 |
| 201-250   | 201-250   | PONTIFICIA UNIVERSIDAD CATOLICA MADRE Y MAESTRA                     | DO       | 21.5                | 41.9                | 35.8            | -                  | -                   | -              | -                              | -          | 19.8 - 26.1 |
| 201-250   | 171-180   | PONTIFICIA UNIVERSIDADE CATÓLICA DO MINAS GERAIS - PUC MINAS        | BR       | -                   | -                   | -               | 16.8               | 29.2                | 71.4           | -                              | 58.4       | 19.8 - 26.1 |
| 201-250   | 181-190   | UNIVERSIDAD ARGENTINA DE LA EMPRESA -UADE                           | AR       | -                   | 62.2                | 43.0            | -                  | -                   | -              | -                              | -          | 19.8 - 26.1 |
| 201-250   | 201-250   | UNIVERSIDAD AUTÓNOMA DE AGUASCALIENTES                              | MX       | -                   | -                   | -               | 25.7               | 58.5                | -              | 32.1                           | -          | 19.8 - 26.1 |
| 201-250   | 201-250   | UNIVERSIDAD AUTÓNOMA DE CHIAPAS                                     | MX       | -                   | -                   | -               | -                  | 90.2                | 29.8           | -                              | -          | 19.8 - 26.1 |
| 201-250   | 251-300   | UNIVERSIDAD AUTÓNOMA DE GUADALAJARA (UAG)                           | MX       | 30.9                | 25.6                | -               | -                  | -                   | -              | -                              | -          | 19.8 - 26.1 |
| 201-250   | 201-250   | UNIVERSIDAD AUTÓNOMA DE ZACATECAS                                   | MX       | -                   | -                   | -               | 19.2               | 29.1                | 47.7           | 34.1                           | -          | 19.8 - 26.1 |
| 201-250   | 201-250   | UNIVERSIDAD CATÓLICA DE LA SANTÍSIMA CONCEPCIÓN - UCSC              | CL       | -                   | -                   | -               | 15.9               | 45.7                | -              | 42.2                           | -          | 19.8 - 26.1 |
| 201-250   | 201-250   | UNIVERSIDAD CATÓLICA DE TEMUCO                                      | CL       | -                   | -                   | -               | 52.0               | 45.1                | 36.3           | 35.7                           | 52.5       | 19.8 - 26.1 |
| 201-250   | 201-250   | UNIVERSIDAD CATÓLICA NUESTRA SEÑORA DE LA ASUNCIÓN                  | PY       | 27.8                | 41.2                | -               | -                  | -                   | -              | -                              | -          | 19.8 - 26.1 |
| 201-250   | 201-250   | UNIVERSIDAD DE CALDAS   | CO       | 24.5                | -                   | 43.6            | 28.8               | -                   | -              | 33.3                           | 31.5       | 19.8 - 26.1 |
| 201-250   | 201-250   | UNIVERSIDAD DE CÓRDOBA  | CO       | 51.5                | -                   | -               | 25.9               | -                   | -              | 21.6                           | -          | 19.8 - 26.1 |
| 201-250   | 201-250   | UNIVERSIDAD DE LA SALLE   | CO       | -                   | 23.5                | -               | -                  | -                   | 24.4           | 31.9                           | -          | 19.8 - 26.1 |
| 201-250   | 201-250   | UNIVERSIDAD DE LAS AMÉRICAS (UDLA) ECUADOR                          | EC       | 23.5                | 34.7                | -               | -                  | -                   | -              | 19.9                           | -          | 19.8 - 26.1 |
| 201-250   | 251-300   | UNIVERSIDAD DE QUINTANA ROO   | MX       | -                   | -                   | 40.8            | 19.1               | 62.8                | 43.1           | 20.2                           | -          | 19.8 - 26.1 |
| 201-250   | 201-250   | UNIVERSIDAD DE SAN MARTÍN DE PORRES -USMP                           | PE       | -                   | 26.1                | -               | -                  | 48.6                | 45.4           | -                              | -          | 19.8 - 26.1 |
| 201-250   | 301-350   | UNIVERSIDAD DE SANTANDER - UDES                                     | CO       | -                   | -                   | 36.1            | -                  | 100.0               | -              | -                              | -          | 19.8 - 26.1 |
| 201-250   | 201-250   | UNIVERSIDAD DEL CAUCA   | CO       | 29.7                | -                   | -               | 26.2               | -                   | -              | 49.7                           | 39.5       | 19.8 - 26.1 |
| 201-250   | 201-250   | UNIVERSIDAD DEL TOLIMA  | CO       | -                   | -                   | 99.6            | -                  | 46.4                | -              | -                              | -          | 19.8 - 26.1 |
| 201-250   | 201-250   | UNIVERSIDAD DEL VALLE DE MEXICO (UVM)                               | MX       | -                   | 61.0                | -               | -                  | -                   | -              | -                              | -          | 19.8 - 26.1 |
| 201-250   | 201-250   | UNIVERSIDAD FAVALORO  | AR       | -                   | -                   | -               | -                  | 99.7                | -              | 47.7                           | -          | 19.8 - 26.1 |
| 201-250   | 191-200   | UNIVERSIDAD INTERAMERICANA DE PUERTO RICO                           | PR       | 31.8                | -                   | -               | -                  | -                   | 59.8           | -                              | 33.3       | 19.8 - 26.1 |
| 201-250   | 201-250   | UNIVERSIDAD JESUITA DE GUADALAJARA - ITESO                          | MX       | 23.3                | 31.0                | 29.5            | -                  | -                   | 37.4           | -                              | 46.7       | 19.8 - 26.1 |
| 201-250   | 201-250   | UNIVERSIDAD JUÁREZ DEL ESTADO DE DURANGO                            | MX       | -                   | -                   | -               | 23.8               | 39.2                | 89.6           | -                              | -          | 19.8 - 26.1 |
| 201-250   | 201-250   | UNIVERSIDAD LA SALLE (ULSA)   | MX       | -                   | 56.3                | 33.1            | -                  | -                   | -              | -                              | -          | 19.8 - 26.1 |
| 201-250   | 201-250   | UNIVERSIDAD LATINA DE COSTA RICA                                    | CR       | -                   | 66.2                | -               | -                  | -                   | -              | -                              | -          | 19.8 - 26.1 |
| 201-250   | 201-250   | UNIVERSIDAD NACIONAL DE LA PATAGONIA SAN JUAN BOSCO                 | AR       | -                   | -                   | 96.5            | -                  | -                   | -              | -                              | 35.1       | 19.8 - 26.1 |
| 201-250   | 171-180   | UNIVERSIDAD NACIONAL DE RIO CUARTO                                  | AR       | 23.1                | -                   | -               | 30.8               | 74.3                | -              | 39.5                           | 30.4       | 19.8 - 26.1 |
| 201-250   | 201-250   | UNIVERSIDAD NACIONAL DE SALTA                                       | AR       | -                   | -                   | -               | 15.6               | 72.2                | -              | 35.4                           | -          | 19.8 - 26.1 |
| 201-250   | 301-350   | UNIVERSIDAD NACIONAL DE SAN ANTONIO ABAD DEL CUSCO                  | PE       | -                   | -                   | -               | -                  | 99.6                | -              | 25.7                           | -          | 19.8 - 26.1 |
| 201-250   | 201-250   | UNIVERSIDAD PRIVADA BOLIVIANA                                       | BO       | -                   | 31.4                | 82.2            | -                  | -                   | 24.8           | -                              | -          | 19.8 - 26.1 |
| 201-250   | 181-190   | UNIVERSIDAD SANTO TOMÁS   | CO       | -                   | 30.2                | 41.0            | -                  | -                   | -              | -                              | -          | 19.8 - 26.1 |
| 201-250   | 301-350   | UNIVERSIDAD SANTO TOMÁS - CHILE                                     | CL       | -                   | -                   | 35.7            | -                  | 96.7                | -              | 31.7                           | -          | 19.8 - 26.1 |
| 201-250   | 251-300   | UNIVERSIDAD SERGIO ARBOLEDA   | CO       | -                   | 32.9                | 38.9            | -                  | -                   | -              | -                              | -          | 19.8 - 26.1 |
| 201-250   | 201-250   | UNIVERSIDAD TECNOLÓGICA DE LA HABANA JOSÉ ANTONIO ECHEVERRÍA, CUJAE | CU       | -                   | -                   | 45.2            | -                  | -                   | 66.2           | 31.5                           | -          | 19.8 - 26.1 |
| 201-250   | 201-250   | UNIVERSIDAD TECNOLÓGICA DE PEREIRA                                  | CO       | -                   | -                   | -               | 26.0               | 52.5                | -              | 23.8                           | 37.4       | 19.8 - 26.1 |
| 201-250   | 191-200   | UNIVERSIDADE DE RIBEIRÃO PRETO                                      | BR       | -                   | -                   | -               | 19.9               | 37.8                | 78.7           | -                              | -          | 19.8 - 26.1 |
| 201-250   | 201-250   | UNIVERSIDADE DO VALE ITAJAÍ (UNIVALI)                               | BR       | -                   | -                   | -               | 19.9               | 48.7                | 41.6           | 33.7                           | 36.6       | 19.8 - 26.1 |
| 201-250   | 201-250   | UNIVERSIDADE ESTADUAL DA PARAÍBA                                    | BR       | -                   | -                   | 53.0            | 27.3               | 34.2                | 67.6           | -                              | 40.5       | 19.8 - 26.1 |
| 201-250   | 201-250   | UNIVERSIDADE ESTADUAL DE MONTES CLAROS                              | BR       | -                   | -                   | 87.9            | -                  | -                   | 32.4           | -                              | 42.8       | 19.8 - 26.1 |
| 201-250   | 201-250   | UNIVERSIDADE ESTADUAL DO CENTRO-OESTE                               | BR       | -                   | -                   | 48.3            | 30.7               | -                   | 82.1           | -                              | 50.0       | 19.8 - 26.1 |
| 201-250   | 191-200   | UNIVERSIDADE ESTADUAL DO RIO GRANDE DO SUL                          | BR       | -                   | -                   | 74.1            | 18.9               | -                   | 90.4           | -                              | -          | 19.8 - 26.1 |
| 201-250   | 181-190   | UNIVERSIDADE FEDERAL DO ACRE  | BR       | -                   | -                   | 71.7            | 16.4               | -                   | 63.3           | 30.7                           | -          | 19.8 - 26.1 |
| 201-250   | 191-200   | UNIVERSIDADE FEDERAL DO ESTADO DO RIO DE JANEIRO - UNIRIO           | BR       | -                   | -                   | 66.4            | -                  | -                   | 100.0          | -                              | 30.0       | 19.8 - 26.1 |
| 201-250   | 191-200   | UNIVERSIDADE FEDERAL DOS VALES DO JEQUITINHONHA E MUCURI            | BR       | -                   | -                   | 65.9            | 33.3               | -                   | 96.1           | -                              | 31.2       | 19.8 - 26.1 |
| 201-250   | 201-250   | UNIVERSIDADE LUTERANA DO BRASIL                                     | BR       | -                   | -                   | -               | 30.6               | 60.7                | 35.8           | -                              | -          | 19.8 - 26.1 |
| 201-250   | 201-250   | UNIVERSIDADE REGIONAL DE BLUMENAU                                   | BR       | -                   | -                   | -               | 39.6               | 49.3                | 50.6           | -                              | 33.2       | 19.8 - 26.1 |



# WorldClass 2020

[www.qsworldclass.com](http://www.qsworldclass.com)

Organizing Partner



## LEARNING, TEACHING, TECHNOLOGY AND INNOVATION



1 - 3 April  
2020



BINUS University  
MALANG, INDONESIA



REGISTER NOW at  
[www.qsworldclass.com](http://www.qsworldclass.com)

| 2020 Rank | 2019 Rank | Institution  | Location | Academic reputation | Employer reputation | Faculty student | Papers per faculty | Citations per paper | Staff with PhD | International research network | Web impact | Overall     |
|-----------|-----------|--|----------|---------------------|---------------------|-----------------|--------------------|---------------------|----------------|--------------------------------|------------|-------------|
| 251-300   | 251-300   | ESCUELA COLOMBIANA DE INGENIERÍA JULIO GARAVITO                      | CO       | -                   | -                   | 65.5            | -                  | -                   | -              | -                              | -          | 15.6 - 19.6 |
| 251-300   | 351+      | INSTITUTO FEDERAL DE EDUCAÇÃO, CIÊNCIA E TECNOLOGIA DO PARANÁ - IFPR | BR       | -                   | -                   | 99.7            | -                  | -                   | 44.6           | -                              | -          | 15.6 - 19.6 |
| 251-300   | 251-300   | THE UNIVERSITY OF FORTALEZA-UNIFOR                                   | BR       | -                   | -                   | -               | 35.0               | 48.8                | 41.8           | -                              | 32.3       | 15.6 - 19.6 |
| 251-300   | 251-300   | UNIVERSIDAD AUTÓNOMA DE ASUNCIÓN                                     | PY       | 25.4                | -                   | -               | -                  | -                   | 31.6           | -                              | -          | 15.6 - 19.6 |
| 251-300   | 301-350   | UNIVERSIDAD AUTÓNOMA DE BUCARAMANGA                                  | CO       | -                   | -                   | 31.2            | -                  | 42.4                | -              | -                              | -          | 15.6 - 19.6 |
| 251-300   | 251-300   | UNIVERSIDAD AUTÓNOMA DE CAMPECHE                                     | MX       | -                   | -                   | 68.5            | -                  | -                   | -              | -                              | -          | 15.6 - 19.6 |
| 251-300   | 301-350   | UNIVERSIDAD AUTÓNOMA DE CHIHUAHUA                                    | MX       | -                   | -                   | -               | -                  | -                   | 31.6           | -                              | -          | 15.6 - 19.6 |
| 251-300   | 251-300   | UNIVERSIDAD AUTÓNOMA DE COAHUILA                                     | MX       | -                   | -                   | -               | -                  | 68.5                | 33.2           | 20.1                           | -          | 15.6 - 19.6 |
| 251-300   | 251-300   | UNIVERSIDAD AUTÓNOMA DE SANTO DOMINGO                                | DO       | 24.0                | 43.3                | -               | -                  | -                   | -              | -                              | -          | 15.6 - 19.6 |
| 251-300   | 301-350   | UNIVERSIDAD AUTÓNOMA DEL CARIBE (UAC)                                | CO       | -                   | -                   | -               | -                  | 62.2                | -              | -                              | -          | 15.6 - 19.6 |
| 251-300   | 251-300   | UNIVERSIDAD AUTÓNOMA NACIONAL DE NICARAGUA-MANAGUA - UNAN            | NI       | -                   | 38.8                | -               | -                  | -                   | -              | -                              | 35.1       | 15.6 - 19.6 |
| 251-300   | 251-300   | UNIVERSIDAD CATÓLICA BOLIVIANA                                       | BO       | -                   | 36.5                | -               | -                  | -                   | -              | -                              | -          | 15.6 - 19.6 |
| 251-300   | 251-300   | UNIVERSIDAD CATÓLICA DE COLOMBIA                                     | CO       | -                   | 26.0                | -               | -                  | -                   | -              | -                              | -          | 15.6 - 19.6 |
| 251-300   | 201-250   | UNIVERSIDAD CATÓLICA DE SANTIAGO DE GUAYAQUIL                        | EC       | -                   | 39.7                | -               | -                  | -                   | -              | -                              | -          | 15.6 - 19.6 |
| 251-300   | 201-250   | UNIVERSIDAD CATÓLICA DEL MAULE                                       | CL       | -                   | -                   | 30.7            | 24.2               | -                   | 32.3           | -                              | -          | 15.6 - 19.6 |
| 251-300   | 251-300   | UNIVERSIDAD CENTRAL DE CHILE   | CL       | -                   | -                   | -               | -                  | -                   | -              | 25.7                           | -          | 15.6 - 19.6 |
| 251-300   | 251-300   | UNIVERSIDAD CENTROAMERICANA "JOSÉ SIMEÓN CAÑAS" - UCA                | SV       | -                   | 48.3                | -               | -                  | -                   | -              | -                              | -          | 15.6 - 19.6 |
| 251-300   | 201-250   | UNIVERSIDAD CES  | CO       | -                   | -                   | 61.0            | 22.7               | -                   | -              | -                              | -          | 15.6 - 19.6 |
| 251-300   | 251-300   | UNIVERSIDAD DE CIENFUEGOS CARLOS RAFAEL RODRÍGUEZ                    | CU       | -                   | -                   | 100.0           | -                  | -                   | -              | -                              | -          | 15.6 - 19.6 |
| 251-300   | 201-250   | UNIVERSIDAD DE EL SALVADOR   | SV       | 21.7                | 41.9                | -               | -                  | -                   | -              | -                              | -          | 15.6 - 19.6 |
| 251-300   | 301-350   | UNIVERSIDAD DE HOLGUÍN   | CU       | -                   | -                   | 82.0            | -                  | -                   | -              | 31.1                           | -          | 15.6 - 19.6 |
| 251-300   | 251-300   | UNIVERSIDAD DE LOS LAGOS   | CL       | -                   | -                   | -               | 34.3               | 28.2                | -              | -                              | 37.3       | 15.6 - 19.6 |
| 251-300   | 301-350   | UNIVERSIDAD DE PAMPLONA  | CO       | -                   | -                   | 59.9            | -                  | -                   | -              | -                              | 34.7       | 15.6 - 19.6 |
| 251-300   | 251-300   | UNIVERSIDAD DE SAN BUENAVENTURA                                      | CO       | -                   | -                   | 71.6            | -                  | -                   | -              | 40.6                           | -          | 15.6 - 19.6 |
| 251-300   | 251-300   | UNIVERSIDAD DEL ATLÁNTICO  | CO       | -                   | -                   | -               | -                  | -                   | -              | -                              | -          | 15.6 - 19.6 |
| 251-300   | 201-250   | UNIVERSIDAD DEL VALLE DE ATEMAJAC                                    | MX       | -                   | -                   | 91.1            | -                  | -                   | 62.0           | -                              | -          | 15.6 - 19.6 |
| 251-300   | 251-300   | UNIVERSIDAD DISTRITAL FRANCISCO JOSÉ DE CALDAS                       | CO       | -                   | 26.0                | -               | -                  | -                   | -              | -                              | 62.7       | 15.6 - 19.6 |
| 251-300   | 251-300   | UNIVERSIDAD IBEROAMERICANA PUEBLA                                    | MX       | 27.1                | -                   | 37.9            | -                  | -                   | -              | -                              | -          | 15.6 - 19.6 |
| 251-300   | 201-250   | UNIVERSIDAD INTERAMERICANA DE PANAMÁ                                 | PA       | -                   | 51.4                | -               | -                  | -                   | -              | -                              | -          | 15.6 - 19.6 |
| 251-300   | 251-300   | UNIVERSIDAD LATINA DE PANAMÁ   | PA       | -                   | 55.3                | -               | -                  | -                   | -              | -                              | -          | 15.6 - 19.6 |
| 251-300   | 251-300   | UNIVERSIDAD MAYOR  | CL       | -                   | -                   | 31.2            | -                  | -                   | -              | -                              | -          | 15.6 - 19.6 |
| 251-300   | 251-300   | UNIVERSIDAD NACIONAL AUTÓNOMA DE HONDURAS (UNAH)                     | HN       | -                   | -                   | -               | -                  | -                   | -              | 32.5                           | 39.2       | 15.6 - 19.6 |
| 251-300   | 251-300   | UNIVERSIDAD NACIONAL DE ENTRE RÍOS                                   | AR       | -                   | -                   | 30.3            | -                  | 71.0                | -              | -                              | -          | 15.6 - 19.6 |
| 251-300   | 201-250   | UNIVERSIDAD NACIONAL DE ITAPÚA (UNI)                                 | PY       | -                   | -                   | 74.8            | -                  | -                   | -              | -                              | -          | 15.6 - 19.6 |
| 251-300   | 201-250   | UNIVERSIDAD NACIONAL DE SAN JUAN                                     | AR       | -                   | -                   | -               | -                  | 49.1                | -              | 30.0                           | -          | 15.6 - 19.6 |
| 251-300   | 251-300   | UNIVERSIDAD NACIONAL PEDRO HENRÍQUEZ UREÑA                           | DO       | -                   | 33.2                | 40.9            | -                  | -                   | -              | -                              | -          | 15.6 - 19.6 |
| 251-300   | 251-300   | UNIVERSIDAD POPULAR AUTÓNOMA DEL ESTADO DE PUEBLA (UPAEP)            | MX       | -                   | -                   | 40.2            | -                  | -                   | 23.7           | -                              | -          | 15.6 - 19.6 |
| 251-300   | 251-300   | UNIVERSIDAD SAN IGNACIO DE LOYOLA                                    | PE       | -                   | 32.6                | -               | -                  | -                   | -              | -                              | 34.3       | 15.6 - 19.6 |
| 251-300   | 251-300   | UNIVERSIDAD SAN SEBASTIÁN - CHILE                                    | CL       | -                   | -                   | 53.0            | -                  | -                   | -              | 32.0                           | -          | 15.6 - 19.6 |
| 251-300   | 251-300   | UNIVERSIDAD TECNOLÓGICA CENTROAMERICANA (UNITEC) - HONDURAS          | HN       | -                   | 24.1                | 29.0            | -                  | -                   | -              | -                              | -          | 15.6 - 19.6 |
| 251-300   | 201-250   | UNIVERSIDAD TECNOLÓGICA DE EL SALVADOR (UTEC)                        | SV       | -                   | 47.6                | -               | -                  | -                   | -              | -                              | -          | 15.6 - 19.6 |
| 251-300   | 251-300   | UNIVERSIDAD TECNOLÓGICA DE MÉXICO (UNITEC)                           | MX       | -                   | 47.7                | -               | -                  | -                   | -              | -                              | -          | 15.6 - 19.6 |
| 251-300   | 201-250   | UNIVERSIDADE DE PASSO FUNDO  | BR       | -                   | -                   | -               | 41.3               | 40.2                | 60.1           | -                              | 39.2       | 15.6 - 19.6 |
| 251-300   | 251-300   | UNIVERSIDADE DE SANTA CRUZ DO SUL                                    | BR       | -                   | -                   | -               | 15.3               | 48.1                | 51.7           | -                              | 47.3       | 15.6 - 19.6 |
| 251-300   | 251-300   | UNIVERSIDADE DO ESTADO DO PARÁ                                       | BR       | -                   | -                   | 54.2            | -                  | 52.2                | 27.9           | -                              | -          | 15.6 - 19.6 |
| 251-300   | 201-250   | UNIVERSIDADE ESTADUAL DE GOIÁS                                       | BR       | -                   | -                   | 85.1            | -                  | -                   | -              | -                              | 44.0       | 15.6 - 19.6 |
| 251-300   | 251-300   | UNIVERSIDADE FEDERAL DE RORAIMA                                      | BR       | -                   | -                   | 71.4            | -                  | -                   | 67.7           | -                              | -          | 15.6 - 19.6 |
| 251-300   | 251-300   | UNIVERSIDADE NOVE DE JULHO (UNINOVE)                                 | BR       | -                   | -                   | -               | -                  | 59.9                | 29.4           | -                              | -          | 15.6 - 19.6 |
| 251-300   | 251-300   | UNIVERSIDADE PAULISTA - UNIP   | BR       | -                   | 28.5                | -               | 63.8               | -                   | -              | -                              | 44.1       | 15.6 - 19.6 |
| 251-300   | 251-300   | UNIVERSIDADE POSITIVO  | BR       | -                   | -                   | -               | 27.9               | 42.9                | 36.1           | -                              | -          | 15.6 - 19.6 |
| 251-300   | 251-300   | UNIVERSIDADE POTIGUAR (UNP)  | BR       | -                   | -                   | -               | 16.8               | 99.6                | 48.7           | -                              | -          | 15.6 - 19.6 |

# A NEW EDUCATIONAL MODEL THAT CHALLENGES EXPERIENCES

The educational Model Tec21 assures the development of solid, comprehensive competencies that help to solve, in a creative and strategic manner, the present and future questions.

## Tec 21 components:

→ Challenge-Based Learning

→ Flexibility

→ Memorable Experience

→ Inspiring Professors



# Spotlight on Mexico:

## Changes At The Top

In the uppermost echelons of our Latin American rankings, the hierarchies our dataset illuminates tend to be rather fixed, at least at the level of the individual nation. Brazil's flagship university is the Universidade de São Paulo, and is likely to remain so for the foreseeable future. Argentina is invariably led by the Universidad de Buenos Aires, while Chile's national number one is Pontificia Universidad Católica de Chile.

This year, however, the Mexican higher education system has foregone this trend, and observes that rarest of phenomena: a major Latin American nation with a new number-one. Tecnológico de Monterrey (ITESM) has replaced the Universidad Nacional Autónoma de México (UNAM) as Mexican leader, ending UNAM's prolonged period of national hegemony.

ITESM has been steadily rising since 2017's edition of the tables, in which it ranked 9th, and now reaches the lofty heights of 3rd on the continent. Its rise is primarily attributable to its enhancing research performance: it is now Latin America's 16th-best university in QS's Citations per Paper indicator, which measures research performance: this constitutes a rise of four places.

If ITESM has improved its research performance, our unique proprietary dataset provides evidence that one major causal factor is its willingness to improve its global research networks. In our International Research Network metric, which measures the diversity of an institution's research collaborations, it now ranks 13th in Latin America: a rise of ten places.

UNAM's current trajectory runs in the opposite direction. It has returned to its 2017 position, falling from 4th to 6th. Research productivity and impact are key determinants of this drop: UNAM has dropped eight places in the Citations per Paper indicator – research impact – and 10 places in the Papers per Faculty indicator, which measures research productivity.

Unlike ITESM, UNAM has less scope to improve its score for International Research Network, for which it already ranks 2nd on the continent. It also has less capacity to improve its score for our key reputational indicators – Academic Reputation and Employer Reputation – for which it achieves perfect scores of 100/100 in both. We encourage all stakeholders in the Latin American HE sector to watch this space.



# Come to HUFS Meet the World

Hankuk University of Foreign Studies (HUFS)

## Hankuk University of Foreign Studies, Leading a Globalized Korea

Hankuk University of Foreign Studies (HUFS), since its foundation in 1954, has been at the forefront of Korea's development, often dubbed the Korean miracle, serving as a pioneer and driving the economic growth and globalization of Korea. HUFS, a truly global university that fosters innovative leaders of the future.

### Designated as a Specialized Educational Institution for Critical Foreign Languages

The enactment of the Critical Foreign Languages Education Act has expanded the platform for HUFS students majoring in critical foreign languages such as Vietnamese, Arabic, and Portuguese to grow into area specialists by gaining knowledge and experience transnationally. HUFS's prestige as the leading global university in Korea has been enhanced through university-wide academic programs such as HIMUN (HUFS International Model United Nations), which marks its 43rd anniversary this year, and a wide range of globalization programs which include the '7+1 Student Dispatch Program' where students study at overseas universities for one term, 'Honors Program for Area Specialists' to train and nurture area specialists with knowledge and practical experience, and a global internship program under which over 300 students gain on-the-ground overseas work experience annually.

- **Global Education Infrastructure**  
HUFS teaches 45 languages in 52 language majors
- **Academic Exchange Agreements**  
Signed with 832 universities and institutions in 98 countries
- **International Exchange Programs**  
Number of HUFS students dispatched overseas : 1,843  
Number of international students placed at HUFS : 636

### Departments that Foster Global Leaders Prepared for the Ubiquitous High-Tech Era with a Convergence Mindset

- **EICC (English for International Conferences and Communication) Department**  
The best Interpretation and Translation Curriculum in Korea
- **ELLT (English Linguistics & Language Technology) Department**  
The first-ever department that combines language and technology in Korea
- **LD (Language & Diplomacy) Division**  
An 'Elite Diplomat Academy' that nurtures future diplomats with the full range of competencies exemplified by HUFS
- **LT (Language & Technology) Division**  
An 'Elite Trade Academy' that leads global industries and international trade
- **GBT (Global Business & Technology) Division**  
Equips students with English language skills, IT capabilities, and a business mindset to become business leaders in the 21st century
- **BME (BioMedical Engineering) Division**  
Fosters education that integrates the biomedical and engineering fields by fully utilizing IT

### HUFS, A Global Hub at One with the World, has been visited by prominent political leaders

Starting with former President Washington Beltran of Uruguay in 1975, HUFS has had the honor of hosting heads of state from around the world such as Hungary, Poland, Mongolia, Portugal, and Indonesia, and most recently former President Barack Obama of the United States in 2012, not to mention Ministers and Vice Ministers of Foreign Affairs, Prime Ministers, Speakers of Upper Houses, and Speakers of Parliaments from many nations.

#### – Heads of state who visited HUFS (44 visits in total paid by heads of state, including 22 former and incumbent Presidents)

- Barack Obama, former President of the United States (2012)
- Mikhail Gorbachev, former President of the Soviet Union (2001)
- Joko Widodo, President of Indonesia (2018)
- Anibal Antonio Cavaco Silva, former President of Portugal (2017)
- Tsakhiagiin Elbegdorj, former President of Mongolia (2016)
- Bronislaw Komorowski, former President of the Republic of Poland (2013)
- Laura Chinchilla Miranda, former President of Costa Rica (2012)
- Pal Schmitt, former President of Hungary (2012)
- Abdullah Gül, former President of Turkey (2010)
- Georgi Sedefchov Parvanov, former President of Bulgaria (2009)
- Lech Kaczynski, former President of the Republic of Poland (2008)
- Traian Basescu, former President of Romania (2008)
- Elias Antonio Saca, former President of El Salvador (2006)
- Leonel Fernandez, former President of the Dominican Republic (2006)
- Traian Basescu, former President of Romania (2005)
- Joseph Kabila Kabange, former President of the Democratic Republic of the Congo (2005)
- Stanislave S. Shushkevich, former President of Belarus (2004)
- Ernesto Samper Pizano, former President of the Republic of Colombia (1996)
- Zhelyu Mitez Zhelev, former President of Bulgaria (1995)
- Alberto Kenya Fujimori, former President of the Republic of Peru (1993)
- Fidel Sanches Hernandez, former President of El Salvador (1982)
- Washington Beltran, former President of Uruguay (1975)



HANKUK UNIVERSITY  
OF FOREIGN STUDIES





# QS World University Rankings Latin America 2020: Enfoque en México

Al mirar las instituciones mexicanas en el QS World University Rankings: Latin America, hay algunas ideas interesantes para tener en cuenta.

El Tecnológico de Monterrey (ITESM) ahora ocupa el tercer lugar, subiendo tres puestos en comparación con el ranking del año pasado, mientras que la Universidad Nacional Autónoma de México (UNAM) cayó dos puestos al sexto.

Esta es la segunda vez que ITESM aparece por encima de la UNAM en el ranking latinoamericano. La última vez fue en 2015, cuando la UNAM ocupó el octavo lugar y el ITESM el séptimo.

Comparativamente, la UNAM ocupa el puesto 103 en el QS World University Rankings 2020, mientras que ITESM ocupa el 158.

Sin embargo, la UNAM subió 10 posiciones, mientras que el ITESM subió 20 posiciones.

La fortaleza de la UNAM es su reputación académica, que representa el 40% de las clasificaciones QS World University y el 30% de las clasificaciones latinoamericanas.

ITESM tiene una buena ratio Académicos/Alumnos, lo que se correlaciona con una alta calidad de enseñanza. A pesar de producir menos publicaciones Científicas por Académicos, tiene mejores resultados en las Citas por Publicación, lo que también demuestra la calidad del trabajo.

Ambas clasificaciones muestran un crecimiento innegable para ITESM en los últimos años, lo que sugiere que habrá una sana competencia en el mercado mexicano en el futuro.



# The University Rating Shining a Light on Excellence



Increased  
**International  
Recognition**



Enhanced  
**Branding  
& Visibility**



**Areas of  
Excellence**  
highlighted

Learn more at [www.qs.com](http://www.qs.com)

# QS Stars: Helping prospective students find their perfect fit



When the QS World University Rankings first emerged in 2004 it responded to an urgent need: providing a rapidly-growing contingent of internationally mobile students with a way to form concrete comparisons of university standards across borders.

Yet rankings have their limitations. For one thing, the leading universities in the QS World University Rankings constitute some 5% of higher education institutions worldwide.

Rankings are consistently led by elite, research-intensive institutions with a global reach. But there are thousands of universities whose strengths lie elsewhere, like the quality of teaching, high employability rates, a truly international campus, excellent facilities, or a commitment to social responsibility.

These are some of the diverse aspects of a university's mission that are not necessarily captured by international rankings. So how can such universities receive recognition for the areas in which they excel?

The answer is QS Stars, a rating system which exists to give students a way of forming a more comprehensive comparison of universities than can be achieved by looking at rankings alone. QS Stars is an opt-in ratings system, and an unlimited number of universities can participate – high-profile institutions that already feature prominently in rankings, as well as lesser-known universities which nonetheless offer excellent services in other areas.

## What is QS Stars?

QS Stars is an evaluation system that assesses universities worldwide using a rating method. Universities are assessed in at least eight out of thirteen categories and awarded an overall rating of 1 to 5+ Stars, as well as a Star rating in each category, depending on their performance in the evaluation.



## Which universities use QS Stars?

QS Stars is an opt-in system, meaning participating universities choose to undergo a comprehensive audit conducted by the QS Intelligence Unit. Since the system was launched in 2010, more than 475 institutions have participated in the QS Stars rating process.

Institutions range from world-leading universities to newer, less internationally established universities in less mature higher education systems, who nonetheless seek to benefit from the benchmarking and evaluation opportunity provided.

With new universities opting into the system on a weekly basis, the list of QS Stars institutions is continually growing. From Latin America, rated institutions include Tecnológico de Monterrey (ITESM), Universidad de las Américas de Puebla

(UDLAP), Universidad de las Américas Chile (UDLA), and more than 20 others.

## Universities are evaluated in several criteria in at least eight of the following categories:

- > Teaching
- > Employability
- > Internationalization
- > Research
- > Academic Development
- > Facilities
- > Online Learning
- > Subject Ranking
- > Program Strength
- > Arts & Culture
- > Innovation
- > Social Responsibility
- > Inclusiveness

Each category has its own indicators and weightings.

## QS Stars by the Numbers

**2010**

The year QS Stars was launched

**475+**

Universities have taken part in QS Stars

**60+**

Countries have had at least one QS-Stars-rated institution

**40%**

The proportion of Latin American countries that have had at least one QS Star-rated institution

**4.3**

Average number of new QS Stars participants per month since its inception

## QS Stars - Testimonials

*“QS Stars have been very useful to find areas of opportunity inside our university, as well as to improve the services we offer to the students. It has helped Tecnológico de Monterrey increasing the recruitment of international students, and developing relations with international universities as well as sharing our experiences with them. The QS Stars Development RoadMap has also allows us to know our strengths, identify our weaknesses, and work on both on our yearly planning process”.*

### Francisco Javier Cantú

Director of Research at Tecnológico de Monterrey

*“QS Stars has illuminated a plethora of activities that we need to review in order to retain our place in the top 100. We found that the exercise of going through the Stars is very useful in helping us to identify gaps in the information we have, and find ways of obtaining it”*

### Pamela Moss

Director of Planning at the University of Auckland

Korea No.1 University

# KYUNGPOOK NATIONAL UNIVERSITY

---



Creating New Trends and  
Setting New Standards,  
KNU is Leading the World.

**Contact** <http://en.knu.ac.kr>



**KNU** KYUNGPOOK  
NATIONAL UNIVERSITY



THE ALFRED WEST JR.  
LEARNING LAB

# We're reimagining education. Join us!

Reimagine Education Conference & Awards

📅 8-10 December 2019 📍 London

Secure your place  
[reimagine-education.com](http://reimagine-education.com)

15% discount for university staff.  
Concession tickets for students.



**MEET** 750 senior faculty and leadership from worldclass universities, and CEOs of leading and up-and coming EdTech companies

**NETWORK** with experts from Google, Amazon, IBM, Harvard, Wharton and many more

**LEARN** from the shortlisted innovators of this year's Reimagine Education Awards – the “Oscars” of Education

**ACCELERATE** your institution's growth by engaging in exclusive one-to-one meetings with top investors

**ENHANCE** your professional development – join our active learning day, featuring workshops.

**For more information**

email Serena Ricci at [serena@qs.com](mailto:serena@qs.com)



# PRIDE OF KOREA

## Leading the Future in University Education

Innovative education platform  
Collaborative curriculum  
Evolving academic ecosystem

